2025

City of Manteca

FISCAL YEAR 2025-26 BUDGET

TABLE OF CONTENTS

Preface . . . **6**
- Citywide Organizational Structure . . . 8
- City Council and Executive Team . . . 9

Budget Message . . . **10**
- History of the City . . . 17
- Demographics . . . 18
- Budget and Fiscal Policy . . . 23
- Budget Timeline . . . 34

Executive Summary . . . **35**
- Strategic Plan . . . 37
- Personnel Changes . . . 38

Department Summaries . . . **39**
- City Attorney's Office . . . 40
- Legislative Services/City Clerk . . . 44
- City Manager's Office . . . 48
- Development Services . . . 52
- Engineering . . . 56
- Finance . . . 61
- Fire Department . . . 66
- Human Resources . . . 72
- Information Technology . . . 77
- Police Department . . . 82
- Public Works . . . 88
- Recreation . . . 100

Fund Summaries . . . **106**
- Citywide Budgetary Fund Structure & Fund Summary . . . 107
- Fund 100 - General Fund . . . 112
- Fund 105 - Measure Q . . . 118
- Fund 110 - COVID Relief . . . 121
- Fund 120 - Fire Grants . . . 124
- Fund 126 - Navigation Center . . . 126
- Fund 140 - CDGB . . . 128
- Fund 150 - Police Grants . . . 131
- Fund 155 - Asset Seizure . . . 134
- Fund 160 - SLEF . . . 137
- Fund 200 - Recreation . . . 140
- Fund 250 - Development Mitigation . . . 144
- Fund 260 - Major Equipment Purchase Fee . . . 147
- Fund 280 - LMD . . . 150
- Fund 320 - Measure M . . . 154
- Fund 340 - Development Services . . . 157
- Fund 350 - Innovation and Technology . . . 161
- Fund 420 - Gas Tax / Street Improvement . . . 164

Fund 425 - Gas Tax / Street Improvement SB1 . . . 168
Fund 430 - RTIF . . . 171
Fund 440 - Measure K . . . 174
Fund 460 - TDA Local Transporation . . . 177
Fund 500 - Parks Acquisition . . . 181
Fund 510 - Neighborhood Park In Lieu Fees . . . 184
Fund 530 - Fire Facilities Fees . . . 187
Fund 540 - Government Facilities Fees . . . 190
Fund 550 - CFD . . . 193
Fund 580 - PFIP Drainage . . . 196
Fund 590 - PFIP Transportation . . . 199
Fund 610 - Federal Transit Management . . . 202
Fund 620 - Golf Course . . . 206
Fund 630 - PFIP Sewer . . . 210
Fund 640 - Sewer O&M . . . 213
Fund 650 - Sewer Improvement . . . 217
Fund 660 - Solid Waste . . . 220
Fund 670 - Solid Waste Cost Recovery . . . 224
Fund 680 - Water O&M . . . 227
Fund 690 - Water Improvement . . . 232
Fund 700 - PFIP Water . . . 235
Fund 810 - Engineering . . . 239
Fund 820 - Vehicles . . . 243
Fund 830 - Information Technology . . . 247
Fund 840 - Equipment . . . 251
Fund 860 - Self Insurance / Risk Management . . . 254
Fund 900 - CFD Bond . . . 258
5-Year Forecasts for Major Funds . . . 261
Fund 320 Public Safety Sales Tax - 5-Year Forecast . . . 262
Fund 420 Gas Tax/Street Improv. - 5-Year Forecast . . . 263
Fund 425 Gas Tax/Street SB1 - 5-Year Forecast . . . 264
Debt Services & Inter-Fund Transfers . . . 265
Debt Service . . . 266
Inter-Fund Transfers . . . 276
Capital Improvement Plan . . . 277
One Year Plan . . . 278
Multi-Year Plan . . . 281
Project Types . . . 284
Projects by Department . . . 286
City Clerk . . . 294
City Manager . . . 298
Community Development . . . 306
Engineering . . . 324
Fire Department . . . 510
Information Technology . . . 548
Information Technology . . . 584
Police Department . . . 587
Public Works . . . 647
Recreation & Community Services . . . 960

Transit . . . 971
Supplemental Information . . . **985**
Position Control Listing . . . 986
Glossary . . . 992
Resolutions . . . 1001
Award . . . **1002**

Preface

Disclaimer

This document is designed to be viewed digitally as an interactive budget website. When converted to PDF for printing or other uses, the formatting may cause excess white space and/or misalign section headings from their corresponding content. Additionally, the page count may increase. For the best experience, we encourage you to view the budget in its digital format to take full advantage of its interactive features.

Mission Statement

"The Manteca City Council embodies the values of community, neighborly compassion, and unwavering commitment to integrity, leadership and optimism."

The City of Manteca's FY 2025-26 Budget reflects the City Council's mission of community, integrity, and leadership. It is a comprehensive financial plan aligning resources with City priorities, ensuring the delivery of essential services while promoting sustainable growth.

The document serves as both a fiscal roadmap and a policy guide, supporting transparency, accountability, and strategic decision-making. Developed through a rigorous process, the budget balances immediate needs with long-term planning, focusing on public safety, infrastructure, economic development, and service quality.

It sets annual spending based on projected revenues, with any mid-year funding increases requiring Council approval. The City remains committed to adapting to changing conditions and maintaining responsible, forward-looking financial management.

Financial Plan and Budget Organization

The City of Manteca's Financial Plan and Budget is organized into key sections to provide clarity, transparency, and context for a wide range of audiences, including the public, businesses, and government entities. The document includes:

- **Budget Message:** Includes the City Manager's overview of the fiscal condition and key budget highlights, along with the City's history, demographics, fiscal policies, and the budget development timeline.
- **Executive Summary:** Provides a citywide overview of revenues and expenditures by department, includes an interactive "Where Your Tax Dollars Go" graphic, and highlights the City's strategic plan and recent personnel changes.
- **Department Summaries:** Details each department's structure, functions, accomplishments, goals, and expenses.
- **Fund Summaries:** Offers data on revenues, expenditures, and fund balances with supporting graphics.
- **5-Year Forecasts:** Presents financial projections for some funds, helping guide long-term planning and ensuring ongoing fiscal sustainability.
- **Debt Services and Inter-Fund Transfers:** Details the City's debt obligations and fund transfers.
- **Capital Improvement Plan:** Outlines a one-year and multi-year strategy to guide infrastructure and facility investments across the City, along with a view by project type.
- **Projects by Department:** Provides a detailed list of ongoing and planned projects organized by each department.
- **Supplemental Information:** Contains additional materials to support understanding of the budget process, including a position control listing and glossary of terms.

Operating programs are organized by departmental functions, providing a comprehensive view of how resources are allocated and managed:

- **Administration:** City Manager, City Attorney, Legislative Services/City Clerk, Human Resources, Finance, and Information Technology
- **Public Safety:** Police and Fire
- **Cultural Services:** Recreation & Community Services
- **Development and Infrastructure:** Development Services, Public Works, and Engineering

Organizational Structure

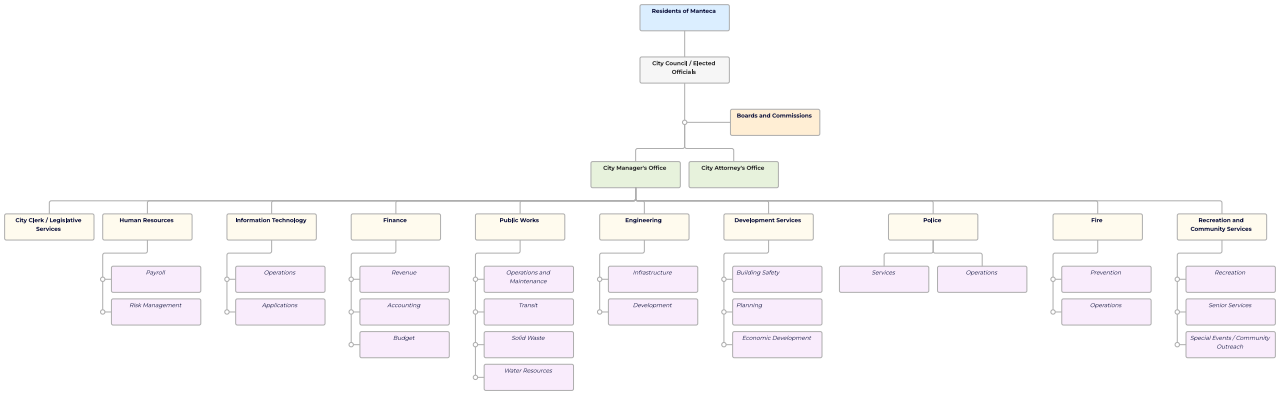

City Council

Executive Team

Toni Lundgren, City Manager
Jose Jasso, Assistant City Manager
Vacant, City Attorney
Cassandra Candini-Tilton, Director of Legislative Services / City Clerk
Stephanie Van Steyn, Director of Human Resources
Pennie Arounsack, Director of Information Technology
Matthew Boring, Interim Finance Director
Vacant, Director of Public Works
Kevin Jorgensen, Director of Engineering
Brad Wungluck, Director of Development Services
Stephen Schluer, Police Chief
David Rudat, Interim Fire Chief

Budget Prepared by:

Lana McBroom, Budget Manager
Loretta Olmos, Senior Budget Analyst
Juliana Whorton, Budget Analyst

Budget Message

Toni Lundgren, City Manager

June 17, 2025

Honorable Mayor, Members of the City Council, and Residents of Manteca:

I am pleased to present the City of Manteca Annual Budget for Fiscal Year 2025–26. This budget reflects months of strategic planning, collaboration, and community engagement, with a focus on building a resilient city while managing financial challenges responsibly.

Developed through a transparent and inclusive process, the budget incorporates input from departments, residents, and community partners, aligning with the City Council's adopted goals and priorities. We've taken a conservative approach to revenues and worked closely with departments to make thoughtful adjustments to keep spending within available resources.

While some funds continue to face pressure, the City is making progress—on-time audits will help unlock withheld grant funding, and fee and rate updates are underway. A potential sales tax measure is also being explored to help address deferred infrastructure needs, enhance public safety, and improve overall quality of life for Manteca residents. This budget balances immediate needs with long-term investment to ensure a stronger future for our community.

Employee costs in the City of Manteca continue to rise, posing significant budgetary pressure. Current labor contracts are in their final year, expiring at the end of Fiscal Year 2024–25. The need to remain competitive in wages and benefits to attract and retain a qualified workforce represents the City's most immediate financial risk outside broader economic downturns.

Pension obligations are also increasing, driven by the full implementation of CalPERS' lowered long-term rate assumptions and continued investment returns falling below those benchmarks. Additionally, the global insurance market remains highly unstable due to recent catastrophic events and major payouts, resulting in skyrocketing premiums and reduced coverage availability across all risk pools. While Manteca is partially self-insured, it is still impacted by these broader insurance market disruptions.

Despite ongoing economic pressures, the City of Manteca is well-positioned to manage short-term challenges in Fiscal Year 2025–26 without major service disruptions. Strategic investments made during recent growth years have strengthened the City's financial foundation. Progress has also been made in addressing capital needs, while reserves for technology, vehicle, and equipment replacement have been established or enhanced.

Looking ahead, sustained focus on long-term liabilities is essential. Aging infrastructure, evolving regulations, and technology demands require continued investment to maintain service quality. Strengthening pension funding remains a priority to retain and attract a skilled workforce in a competitive labor market. Continued commitment and financial planning will be critical to meeting these needs in the years to come.

Despite economic uncertainty, the City of Manteca continues to meet its financial commitments by fully funding General Fund reserves as outlined in Council-adopted policies. This includes 25% of expenditures for potential economic downturns, 5% for pensions, and additional allocations for economic development, capital, and technology needs.

Each year, the City Council sets new strategic goals and priorities that shape the City's budget, operations, and initiatives, ensuring alignment with both community values and Council objectives.

Public Safety

Economic Development & Vitality

Update City Infrastructure

Long-Term Fiscal Sustainability

Homelessness & Housing

With the recent passage of Measure Q—a ¾-cent general sales tax—and the implementation of updated water and wastewater rates, the City is well-positioned to address long-standing infrastructure and maintenance needs. For Fiscal Year 2025-26, the City plans to invest approximately $65.1 million in capital improvements. Major projects include $13 million to close a critical gap in the South Manteca trunk sewer main, $4.9 million for storm drain design work, and over $14 million in upgrades to the City's wastewater treatment facilities. Additionally, $7.3 million has been allocated for public safety equipment and facilities, and $8.4 million for street and transportation projects, including $3.9 million to advance two diverging diamond interchange upgrades. The budget also supports fleet replacements across departments, community enhancement projects, and continued investment in technology and infrastructure resiliency.

Budget Overview

The **proposed** Fiscal Year 2025-26 budget projected a $1.4 million surplus, with revenues of $312.6 million and expenses totaling $311.2 million. The focus was on maintaining essential services, supporting key initiatives, and ensuring the City's financial health. The **final** adopted budget reflects adjustments, resulting in a slightly lower surplus of $1 million, with revenues of $311.9 million and expenses of $310.9 million. These changes continue to uphold the City's priorities while maintaining fiscal stability.

Fiscal Year 2025-26 Citywide Revenues vs. Expenses



- Revenues **$311,943,711** (50.08%)
- Expenses **$310,900,965** (49.92%)

Citywide Expenses by Category ($310.9 million)

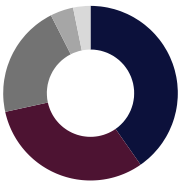

- Operating **$125,224,315** (40.28%)
- Personnel **$97,298,461** (31.30%)
- Capital **$65,099,455** (20.94%)
- Debt Service **$13,304,801** (4.28%)
- Transfers Out **$9,973,933** (3.21%)

Department/Fund Relationship

The City's budget is structured by fund type and department to promote transparency, fiscal accountability, and alignment with service delivery goals. Each department—such as Police, Fire, Public Works, and Parks & Recreation—may receive funding from multiple fund types depending on the nature of its services and the revenue sources available.

Major funds—including the General Fund, Enterprise Funds (e.g., Water and Sewer), and Capital Project Funds—serve as the primary funding sources for core departmental operations and capital improvements.

Nonmajor funds, such as special revenue and internal service funds, provide additional support for specific programs, regulatory requirements, or internal City services.

The following table illustrates how departmental functions are funded across both major and nonmajor fund types, providing an aggregated view of how City resources are allocated to support public services.

Department	Capital Improvements	Enterprise	General Fund	Internal Service	Other Funds	Special Revenue	Total
City Attorney	-	175,000	1,522,675	11,000	-	175,000	1,883,675
City Clerk	-	-	1,184,604	-	-	-	1,184,604
City Manager	-	-	5,232,150	-	-	1,084,110	6,316,260
Development Services	-	-	300,000	-	-	18,402,245	18,702,245
Engineering	700,445	1,538,496	326,978	-	-	9,275,811	11,841,730
Finance	48,000	2,024,556	3,288,654	-	2,000	223,033	5,586,243
Fire Department	4,339,000	-	14,037,341	-	-	9,109,112	27,485,453
Human Resources	-	-	1,922,914	17,798,287	-	-	19,721,201
Information Technology	-	134,418	-	7,382,270	40,000	-	7,556,688
Non Departmental	48,784,827	13,533,180	90,834,232	15,206,200	14,231,146	42,957,983	225,547,568
Police Department	-	39,719	30,851,687	-	-	7,865,574	38,756,980
Public Works	49,093,943	169,130,797	10,792,524	5,995,085	-	18,682,486	253,694,835
Recreation	6,338	-	801,236	210,000	-	3,549,620	4,567,194
Total	**102,972,553**	**186,576,166**	**161,094,995**	**46,602,842**	**14,273,146**	**111,324,974**	**622,844,676**

Key Factors & Strategies

Key Factors Contributing to the Surplus

The City's $1.4 million surplus is primarily the result of strong local economic activity, which led to higher-than-expected revenues from sales tax, property tax, and transient occupancy tax. In addition, conservative budgeting helped keep spending below projected levels, with contingency funds and reserves largely unused. Operational efficiencies—such as delayed hiring, vacant positions, and cost savings through improved procurement—also played a significant role in reducing overall expenditures.

Strategies for Addressing Solvency

To ensure long-term fiscal health, the City is taking a comprehensive approach to solvency. Expense management remains a priority, with ongoing efforts to control costs by limiting discretionary spending, renegotiating contracts, and deferring non-essential, unfunded capital

projects. On the revenue side, the City is actively identifying new funding sources, adjusting fees as needed, and pursuing grants to enhance financial capacity.

Building and maintaining strong General Fund reserves is a key focus, providing a financial cushion against economic uncertainty. The City is also strengthening its long-term financial planning through the development of a multi-year forecast and by accounting for pension and retiree health obligations.

To support major initiatives, the City continues to explore public-private partnerships that help fund important projects while reducing pressure on public resources. Lastly, community engagement remains central to the City's approach, ensuring that financial decisions reflect residents' priorities and values.

General Fund Overview

General Fund Revenue

The Fiscal Year 2025–26 budget is funded through property and sales taxes, grants, and other revenue sources, with a focus on maximizing available resources for city improvements. The projected General Fund revenue is $80.5 million, an increase of about $4.9 million (6%) over the Fiscal Year 2024–25 amended budget. This growth is driven by steady consumer spending, new business activity, population growth, inflation-driven prices, and stable employment.

Revenue Type	FY22 Actuals	FY23 Actuals	FY24 Actuals	FY25 Amended Budget	FY26 Budget
Property Taxes	21,443,545	25,660,665	27,637,304	28,325,686	31,500,000
Sales Tax	18,299,132	19,091,153	19,131,748	19,483,934	19,900,000
Transient Occupancy Tax	6,764,211	7,348,923	7,063,290	7,700,000	7,900,000
Overhead Allocation	7,036,052	7,166,634	7,916,616	8,017,000	7,941,882
Franchise Fees	1,986,090	2,132,616	2,150,265	2,150,000	2,620,000
Property Transfer Tax	826,751	641,216	613,142	640,000	750,000
Licenses and Permits	743,249	881,949	1,221,602	2,055,000	2,355,000
Other Taxes	1,046,100	648,632	993,083	810,000	1,080,000
Investment Earnings	(678,277)	1,022,275	1,313,488	1,000,000	1,600,000
Public Safety Programs	3,587,628	3,117,870	2,139,646	4,012,000	3,084,800
Public Works Programs	70,777	59,988	129,558	146,800	337,900
Recreation Programs	21,149	28,908	48,147	40,000	55,000
Rental Property	250,719	577,356	476,369	534,000	684,000
State/County Grants	404,777	389,308	228,126	365,000	365,000
Other Revenue	256,072	680,230	2,733,358	211,000	369,000
Transfers In From		53,386		24,640	
Grand Total	**62,585,978**	**69,615,512**	**73,795,742**	**75,546,660**	**80,542,582**

General Fund Expenses

The Fiscal Year 2025–26 General Fund expenditure budget is $80.6 million, an increase of $186,988 (0.02%) from the Fiscal Year 2024–25 amended budget. The increase is mainly attributed to new personnel and the continuation of a Class & Compensation Study from the previous fiscal year.

Category	FY22 Actuals	FY23 Actuals	FY24 Actuals	FY25 Amended Budget	FY26 Budget
Personnel	41,466,035	41,292,174	44,148,400	47,050,537	48,609,328
Operating	18,058,439	20,495,791	23,559,740	27,841,864	28,958,225
Capital	1,597,308	2,703,558	3,155,820	4,191,524	510,927

Transfers Out	1,272,327	1,581,870	2,521,766	1,281,500	2,473,933
Grand Total	**62,394,109**	**66,150,979**	**73,522,178**	**80,365,425**	**80,552,413**

All Other Funds Overview

For Fiscal Year 2025-26, the City projects a 10% increase in revenue and a 28% decrease in expenses for All Other Funds, driven by staffing additions, inflationary pressures, and capital investments.

All Other Funds Revenues

The City's Revenue Budget for All Other Funds is $231.9 million for Fiscal Year 2025-26, which is $23 million more (10%) than the Fiscal Year 2024-25 Amended Budget of nearly $209 million.

Revenue	FY22 Actuals	FY23 Actuals	FY24 Actuals	FY25 Amended Budget	FY26 Budget
Revenue	160,545,470	147,323,717	192,630,365	205,913,454	221,427,196
Transfers In	4,362,318	5,237,542	256,380	2,876,798	10,425,101
Grand Total	**164,907,788**	**152,561,259**	**192,886,745**	**208,790,252**	**231,852,297**

All Other Funds Expenses

The City's Expense Budget for All Other Funds is $230.3 million for Fiscal Year 2025-26, which is $91 million less (28%) than the Fiscal Year 2024-25 Amended Budget of $321.2 million. The decrease from Fiscal Year 2024-25 to Fiscal Year 2025-26 is mainly due to capital funds that will roll into future years as projects continue.

Expenses	FY22 Actuals	FY23 Actuals	FY24 Actuals	FY25 Amended Budget	FY26 Budget
Personnel	40,067,271	41,598,698	37,347,901	46,727,671	48,689,133
Operating	57,443,752	61,742,418	75,990,708	82,316,763	96,266,090
Capital	22,936,974	26,167,873	33,807,477	177,208,307	64,588,528
Debt Service	5,230,871	5,005,073	5,151,260	13,373,420	13,304,801
Transfers Out	833,720	53,386	1,483,700	1,620,208	7,500,000
Other	(11,771,004)	(10,798,341)	(14,685,337)	-	-
Grant Total	**114,741,584**	**123,769,107**	**139,095,709**	**321,246,369**	**230,348,552**

Fund Balance

The audit for Fiscal Year 2023-24 has been completed, returning the City to a regular audit cycle. Fund balances for Fiscal Year 2025-26 were projected using audited data from Fiscal Year 2022-23 and best estimates for Fiscal Year 2024-25, with fund summaries including commentary to provide additional context.

Pension Liability

For Fiscal Year 2024-25, the City of Manteca's annual pension-related costs total approximately $16.4 million. This includes $11.1 million in Unfunded Accrued Liability (UAL) payments, $5.3 million in normal cost contributions, and contributions to a 115 Trust for pensions and Other Post-Employment Benefits (OPEB). These costs have increased 22.5% from the prior year due to CalPERS assumption changes. OPEB obligations continue to be addressed through the 115 Trust, with ongoing contributions annually.

Staffing

The Fiscal Year 2025-26 budget includes scheduled pay increases outlined in current labor agreements, with one employee group still in active negotiations. Several contracts also contain re-opener clauses that allow for wage discussions if sales tax revenue increases by 5% or more during the fiscal year. To support operational needs—particularly in public safety, fleet maintenance, and parks—the budget adds eight (8) new full-time positions and includes three (3) position reclassifications to better align staffing with current responsibilities.

Capital Projects

The Fiscal Year 2025-26 budget includes new capital projects and a comprehensive five-year Capital Improvement Program covering current, approved, and future projects. However, due to funding gaps in water, sewer, and solid waste, non-emergency projects in these areas are on hold, with new requests deferred until additional revenue or bond funding becomes available later in the fiscal year.

Cost Distributions

The Fiscal Year 2025-26 budget reflects updated staffing cost distributions across multiple funds to accurately allocate shared services, such as customer support for utilities. It also includes revised internal cost allocation charges to fully capture the cost of internal services like Information Technology. A comprehensive cost allocation study was completed with consultant support to ensure transparency and accurate accounting.

Community Engagement

Community involvement has been a vital part of this year's budget process. Through public hearings and town halls, residents shared thoughtful feedback that helped shape a budget focused on meeting the needs and priorities of our community. We sincerely appreciate your engagement and support.

Looking Ahead

The Fiscal Year 2025-26 budget reflects not only our commitment to fiscal responsibility but also our focus on long-term community growth and vibrancy. Major projects include the planned Ten Pin Fun Center on Atherton Drive (between Union Road and Airport Way), the Family Entertainment Zone (a 150-acre city-owned master-planned development expected to have a significant regional draw), and Manteca Crossing, a mixed-use development at Atherton and Airport featuring a hotel, retail, and gas station anchored by a grocery store, to serve the city's growing south side. Our first Downtown Property & Business Improvement District continues to enhance the downtown experience for businesses and residents alike.

In addition, new businesses such as Crumbl Cookies, Bao Bao, Waba Grill, and others are choosing Manteca, boosting local commerce, and expanding amenities for our community. With this momentum, the Fiscal Year 2025-26 budget lays the foundation for a thriving, sustainable future while allowing flexibility to respond to evolving needs and opportunities.

Conclusion

I want to extend my sincere appreciation to the City Council, our dedicated staff, and especially Budget Manager Lana McBroom and her team for their tireless work in preparing the Fiscal Year 2025-26 budget. Their commitment and collaboration made this balanced budget possible. We're confident it positions Manteca to meet upcoming challenges and continue building a strong, vibrant community. I look forward to working together to achieve our shared goals and ensure Manteca remains a great place to live, work, and thrive!

Sincerely,

Toni Lundgren, City Manager

History of the City

Overview

Manteca is located in California's Central Valley, between Stockton and Modesto, with a 2024 population of 90,917, reflecting a 2.7% annual growth. The city spans 17.8 square miles and experiences hot, dry summers and mild, rainy winters.

History

Originally inhabited by the Yokuts, Manteca evolved from an agricultural community. Joshua Cowell, the city's founder, arrived in 1861. The Central Pacific Railroad misspelled the intended name "Monteca" as "Manteca" (Spanish for lard), which stuck. Major development began in 1909 with the formation of the South San Joaquin Irrigation District.

Modern Growth

Manteca's strategic location at the intersection of Interstate 5, Highway 99, and SR-120 has made it a popular spot for Bay Area commuters. It now hosts key facilities like the ACE Train, Manteca Transit Center, and a growing list of attractions.

Attractions & Highlights

- **Great Wolf Lodge**: a 500-room resort with an indoor water park drawing over 638,000 annual visitors.
- **Big League Dreams Sports Park**: Replica Major League Baseball fields, indoor pavilion, restaurant – 760,000 visitors annually.
- **Bass Pro Shops**: Features themed environments, archery range, and tribute displays.
- **Pumpkin Fair**: Celebrates Manteca's nickname as the "Pumpkin Capital of the World," drawing 20,000+ each October.
- **Watermelon Street Fair**: Regional event attracting 40,000+ attendees.
- **Manteca Mural Society**: 32 murals downtown celebrating local culture and history.
- **East Union Cemetery**: Historic landmark from 1872.
- **Manteca Golf Course**: Public 18-hole course with a country club feel.
- **Deaf Puppy Comedy Club** & **Brethren Brewing Company**: Add cultural and social vibrancy to downtown.

Transit & Accessibility

The Manteca Transit Center offers modern, accessible public transit, including tools for the visually impaired. It also serves as a venue for community events.

Manteca has transformed from a small farming town into a full-service city, balancing growth, tourism, history, and community charm.

Demographics

Population

TOTAL POPULATION

86,521

3.13%
vs. 2022

GROWTH RANK

18 out of **503** Municipalities in California

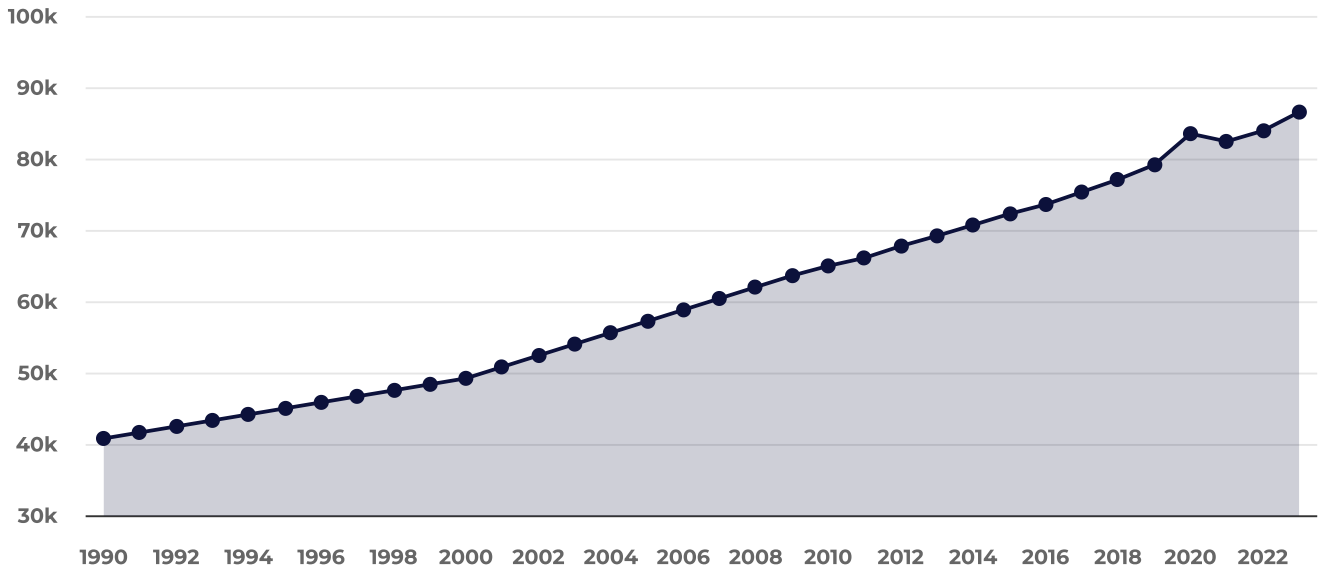

** Data Source: U.S. Census Bureau American Community Survey 5-year Data and the 2020, 2010, 2000, and 1990 Decennial Censuses*

DAYTIME POPULATION

73,260

Daytime population represents the effect of persons coming into or leaving a community for work, entertainment, shopping, etc. during the typical workday. An increased daytime population puts greater demand on host community services which directly impacts operational costs.

** Data Source: American Community Survey 5-year estimates*

POPULATION BY AGE GROUP

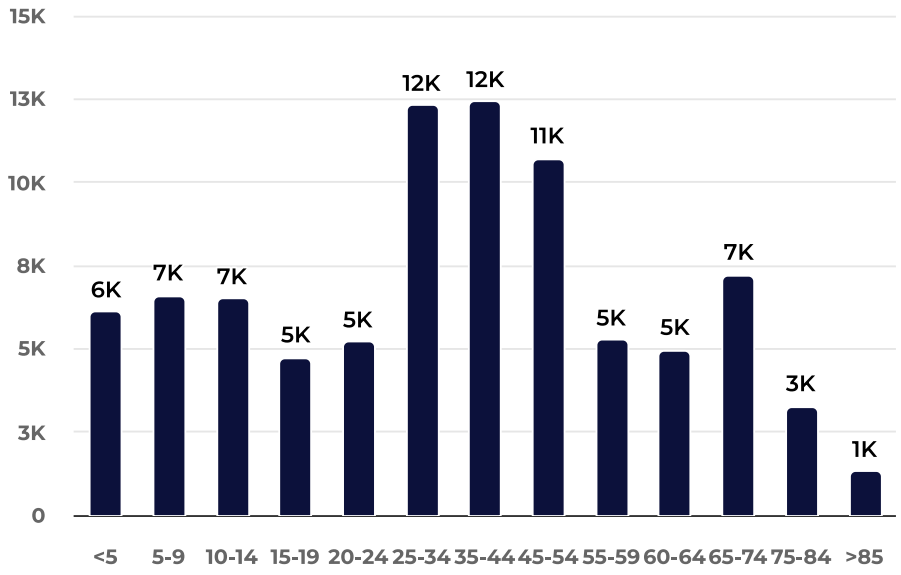

Aging affects the needs and lifestyle choices of residents. Municipalities must adjust and plan services accordingly.

** Data Source: American Community Survey 5-year estimates*

Household

TOTAL HOUSEHOLDS

26,926

Municipalities must consider the dynamics of household types to plan for and provide services effectively. Household type also has a general correlation to income levels which affect the municipal tax base.

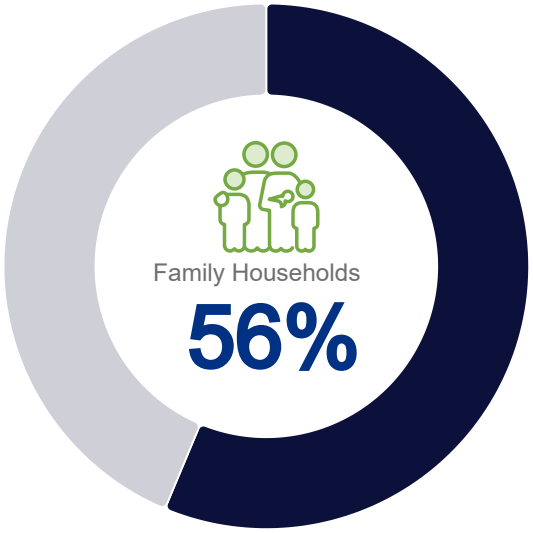

15%

higher than state average

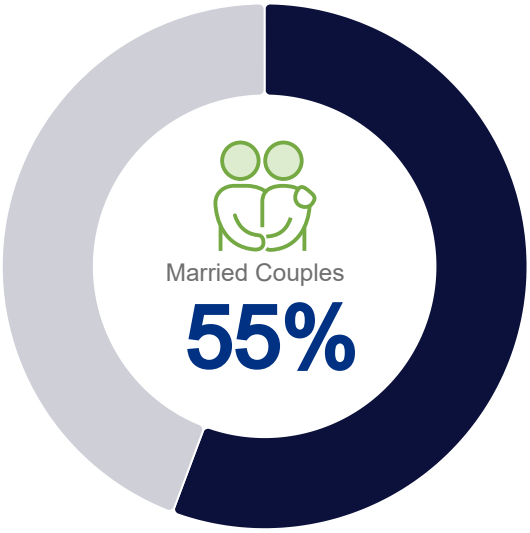

12%

higher than state average

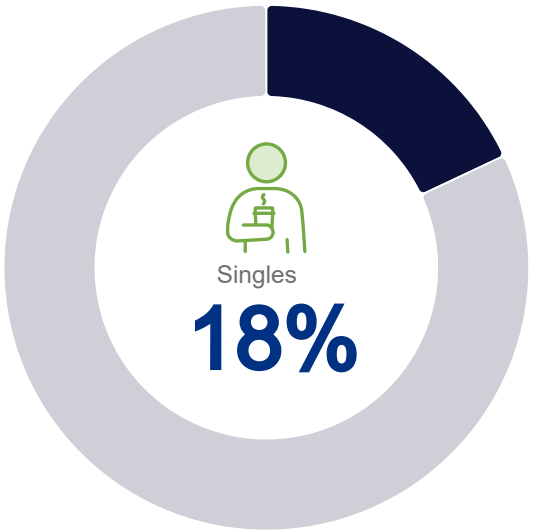

-24%

lower than state average

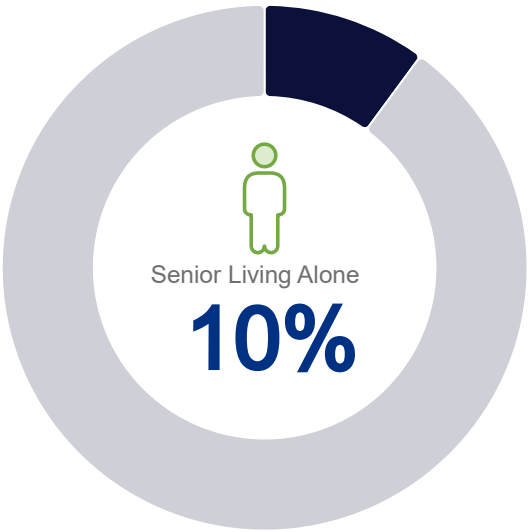

-22%

lower than state average

** Data Source: American Community Survey 5-year estimates*

Economic

Household income is a key data point in evaluating a community's wealth and spending power. Pay levels and earnings typically vary by geographic regions and should be looked at in context of the overall cost of living.

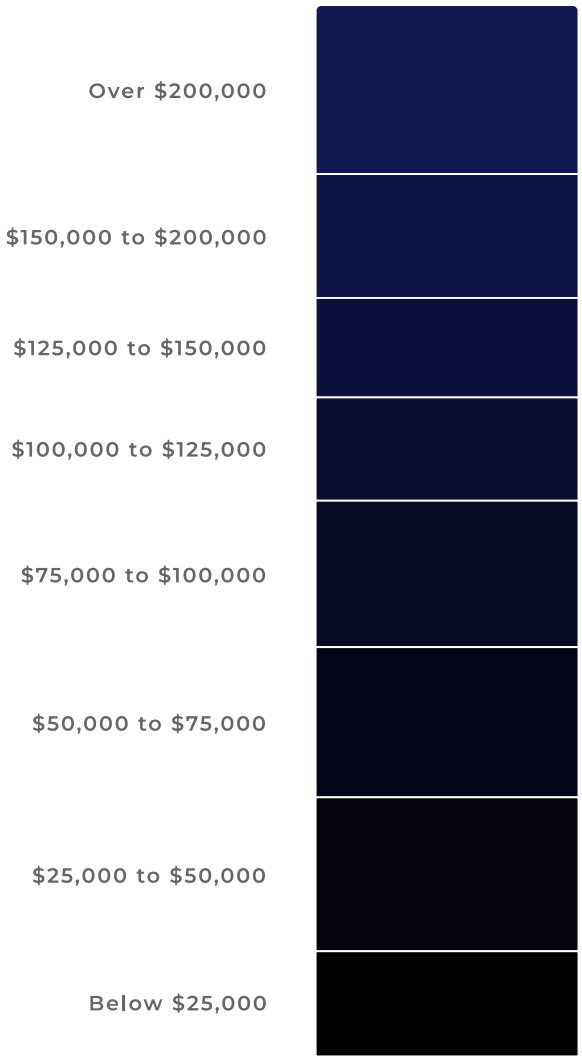

HOUSEHOLD INCOME

Above $200,000
16%
-17.09%
lower than state average

Median income
$94,718
-1.68%
lower than state average

Below $25,000
10%
-21.41%
lower than state average

** Data Source: American Community Survey 5-year estimates*

Housing

2023 MEDIAN HOME VALUE

$561,200

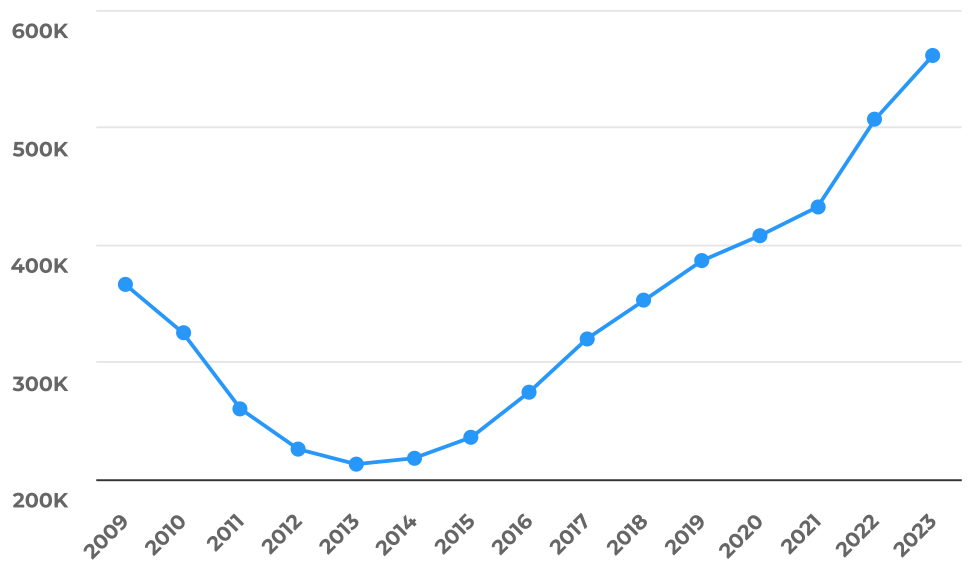

** Data Source: 2023 US Census Bureau, American Community Survey. Home value data includes all types of owner-occupied housing.*

HOME VALUE DISTRIBUTION

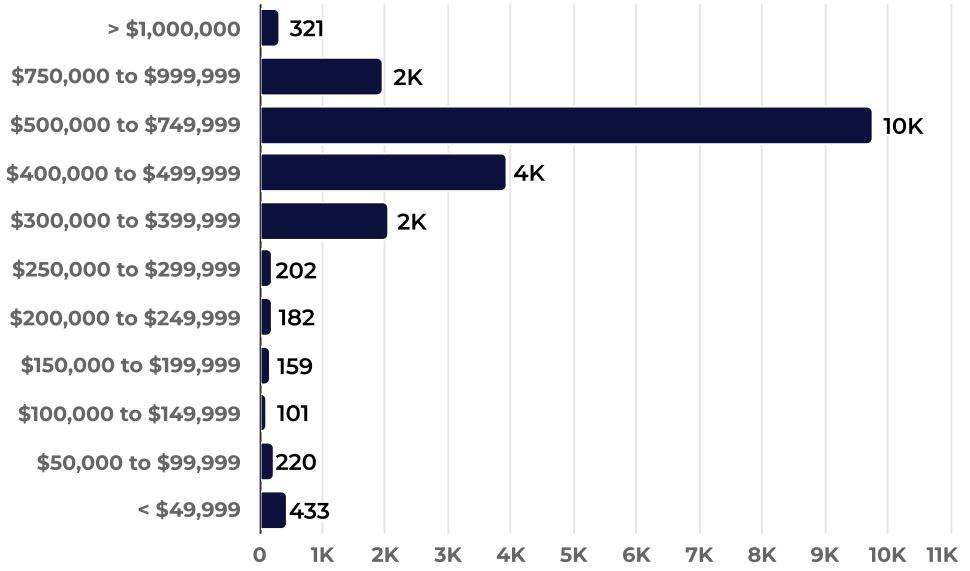

** Data Source: 2023 US Census Bureau, American Community Survey. Home value data includes all types of owner-occupied housing.*

HOME OWNERS VS RENTERS

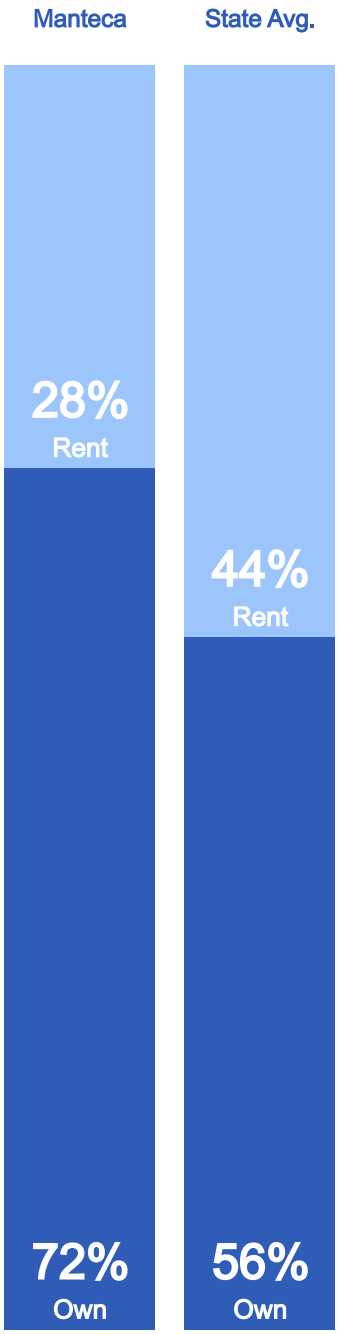

** Data Source: 2023 US Census Bureau, American Community Survey. Home value data includes all types of owner-occupied housing.*

Budget and Fiscal Policy

The annual budget and financial plan aim to align the City's financial resources with the City Council's goals and community priorities. This is supported by formal fiscal policies and procedures that guide budget preparation and management. Key policy areas include financial reporting, budget development, capital improvement planning, reserve management, revenue and fee strategies, debt and investment practices, personnel, and service contracting.

Financial Plan Purpose and Organization

The City's annual financial plan is designed to identify community service needs, set service goals, organize activities, and allocate resources accordingly. It also establishes objectives to improve service delivery and sets standards to evaluate performance, goal achievement, and budget use.

Financial Reporting

The City will produce annual audited financial statements using generally accepted accounting principles and aims to meet GFOA standards. Financial activity is reported across various funds to ensure transparency and legal compliance. Interim reports will keep the Council and staff informed of fiscal status, and a Mid-Year Budget Review will assess progress, allowing for adjustments to meet goals and complete priority projects.

Budget Development and Administration

A balanced budget occurs when revenues and one-time reserve use meet or exceed expenditures, ensuring financial stability. The City of Manteca manages two primary fund types: **General Funds**, which are flexible and support essential services like public safety, and **Restricted Funds**, which are legally earmarked for specific services or projects, such as utilities or infrastructure. The City prioritizes using restricted funds where eligible, reserving General Fund dollars for needs without dedicated funding sources.

To support the Council's mission and goals, the City uses key budget strategies: maintaining a strategic focus aligned with community priorities, ensuring strong fiscal control and accountability, promoting clarity in financial planning, incorporating long-term resource allocation, and delivering flexible, cost-effective services that adapt to changing needs.

The City Manager presents an annual budget and financial plan to the City Council, detailing past, current, and projected revenues, expenditures, and fund balances. The plan outlines service priorities, a five-year financial forecast, and a five-year Capital Improvement Program, serving as both the City's official financial plan and strategic guide for delivering services to the community.

The City's budget is developed by staff under the direction of the City Manager. Each winter, departments receive financial guidance and submit budget requests, which are reviewed and compiled into a Proposed Budget. After review by the Finance Director and City Manager, the Proposed Budget is presented to the City Council in June for public input and adoption. If not adopted by July 1, interim spending measures may be enacted. Both Proposed and Adopted Budgets are published online for public access.

The City Council may amend the budget at any time with a majority vote, but any changes to total appropriations require formal Council approval, unless specifically authority to increase appropriations has been delegated by Council. Council action is also needed for inter-fund transfers, reserve appropriations, and large loan commitments. The City Manager (*"City Manager" means the City Manager or, if so designated, the Finance Director, Assistance Finance Director, or the Budget Manager*) is authorized to make certain budget adjustments, such as transfers within a fund or department, and reserve appropriations, as permitted by policy or Council resolution.

Appropriation Control

The City Manager has broad authority to manage and amend the Adopted Budget, within parameters set by the City Council. Key areas include:

- **General**
  - **Expenditure Limits:** Expenditures must not exceed appropriations at the fund level.

- **Council Authorization**
  - **Budget Amendments:** Any changes that increase or decrease the City's total budget must be approved by the City Council unless specifically authorized otherwise.
- **City Manager Authorization**
  - **Implementation of Council-Adopted Budget:** Authorization to adjust appropriations and staffing per Council direction during budget adoption.
  - **Transfers Within Funds:** Authorized to transfer appropriations and revenues within the same fund and between "like funds" (e.g., funds combined for financial reporting in Solid Waste, Sewer, and Water enterprise funds). Includes transferring funds between Council-approved Capital Improvement Projects and among Capital Outlay projects within the same fund without further City Council approval.
  - **Fund Special Authority**: Authorized to amend budgets for Asset Seizure, Mutual Aid, Planning/Building Divisions, Risk Management, and grant-related funds as needed during the year.
  - **Grants & Special Revenue**: Authorized to adjust grant-related funds (e.g., TDA, LTF, SLESF, Measure K) to match actual grant awards and amend budgets to return unspent grants if required.
  - **Other Adjustments**: Authorized to adjust budgets due to legal settlements, judgments, fines, or interest earnings. Authorized to amend ARPA-funded budgets (including increasing or decreasing appropriations) until all funds are spent and recorded.
  - **Corrections & Loans**: Authorized to correct inconsistencies in the adopted budget and adjust inter-fund loan repayments based on available funds.

Unspent Appropriations and Encumbrances

At the end of each fiscal year (June 30), the City follows these guidelines for managing unspent or committed funds:

- **Purchase Orders:** All outstanding purchase orders and their appropriations remain valid until the fiscal year is officially closed.
- **Unspent Appropriations:** Any unencumbered or unspent funds generally revert to their respective fund balances unless they qualify for re-appropriation under the following exceptions:

Eligible for Re-appropriation:

1. **Capital Projects:** Unspent capital outlay funds from Capital Improvement Projects, Minor Public Works Projects, or Studies may be re-appropriated into the next fiscal year.
2. **Asset Seizure Funds:** Any remaining appropriations can be carried forward.
3. **Necessary Purchase Orders:** Encumbered funds for equipment, goods, or services essential for ongoing operations may be rolled over with City Manager's approval.
4. **Housing & Homelessness Grants:** Any unspent funds can be re-appropriated in future years.
5. **Grant Funds:** Per grant resolution authority, any unspent or unearned non-capital grant funds and associated revenues may be re-budgeted in future years.

Basis of Budgeting

The City's budget and Annual Comprehensive Financial Report (ACFR) are prepared using the modified accrual basis of accounting, consistent with Generally Accepted Accounting Principles (GAAP). Under this method, revenues are recognized when they are both measurable and available—meaning they can be determined and are collectible within the fiscal year or within 60 days after year-end. Expenditures are recorded when the related liability is incurred. An exception applies to enterprise funds such as Solid Waste and Water, which follow the full accrual basis of accounting, recognizing revenues when earned and expenses when incurred.

Gann Appropriations Limitation

The City of Manteca annually adopts a resolution to establish its Gann Appropriations Limit, in accordance with California's Constitution and applicable state laws. This limit restricts the amount of tax revenue the City can spend and is reviewed alongside the final budget approval. Supporting documentation is made available for public and Council review. To manage this limit, the City prioritizes developing non-tax revenue sources, regularly reviews user fees and subsidies, and supports legislative efforts to provide more flexibility under the limit. If tax revenues exceed the allowable limit, the City will seek voter approval to adjust the cap.

Capital Improvement Management

Definitions

- **Capital Outlay:** Budgeted expenditures for capital assets like infrastructure (roads, parks, water/sewer systems, lighting, drainage, flood control), buildings, land, and equipment (vehicles, computers, etc.). Only items costing $5,000 or more qualify as capital outlay.
- **Capital Improvement:** Permanent additions or major renovations to the City's infrastructure, including land, buildings, or facilities.
- **Capital Improvement Program (CIP):** A multi-year financial plan (usually five years) outlining proposed capital projects and their expenditures, updated annually.

Capital Improvement Program (CIP) Purpose

The core purpose of the Capital Improvement Program (CIP) is to systematically plan, schedule, and fund capital projects following established policies. It includes a five-year plan aligned with operating program categories, balancing projects that maintain or improve existing assets with those that expand the City's capital facilities.

Capital Projects: $250,000 or More

Only capital improvement projects costing $250,000 or more and involving construction or land acquisition must be included in the Capital Improvement Program; all other capital outlays are included in the operating program budgets.

Project Manager

Each CIP project is assigned a project manager responsible for preparing the proposal, overseeing timely completion of project phases, authorizing expenditures, ensuring compliance with laws and regulations, and providing regular status reports.

CIP Project Approval

Capital Improvement projects must be approved by the City Council. City Manager is authorized to close out completed projects and reopen previously closed projects as needed.

CIP Phases

The CIP focuses on thorough project planning, with each project advancing through a minimum of two and up to ten defined phases:

- **Designate:** Appropriates funds for projects approved by the Council through the Financial Plan.
- **Study:** Includes concept design, site selection, feasibility analysis, schematic design, environmental review, property appraisals, scheduling, grant applications and approvals, and equipment specification preparation.
- **Environmental Review:** Preparation of Environmental Impact Reports (EIR) and other environmental studies.
- **Real Property Acquisitions:** Acquisition of property needed for projects.
- **Site Preparation:** Demolition, hazardous materials removal, and other pre-construction activities.
- **Design:** Finalizing design, preparing plans and specifications, and estimating construction costs.
- **Construction:** Managing construction contracts.
- **Construction Management:** Overseeing project management, inspections, soil/material testing, and other support during construction.
- **Equipment Acquisitions:** Purchasing and installing vehicles, heavy machinery, computers, office furnishings, and other equipment separately from construction contracts.
- **Debt Service:** Making principal and interest payments on debt used to fund completed projects.

CIP Appropriation

The City's annual CIP funding for study, design, acquisition, and construction is based on projects approved by the Council through the budget adoption process. Appropriations are generally made when contracts are awarded. If project costs come in lower than budgeted, the remaining funds return to the fund balance. If costs exceed the budget, the City has several options:

- Eliminate the project

- Defer the project to the next Financial Plan period
- Re-scope or phase the project to fit the existing budget
- Transfer funding from a lower priority project
- Approve additional appropriations from the fund balance

CIP Budget Carryover

Appropriations for CIP projects may remain unused and lapse for years after budget adoption if there are no expenditures, appropriations, or approved contracts for those projects.

Fund Balance and Reserves

The City aims to maintain adequate General Fund balances to preserve creditworthiness and support economic uncertainties, unforeseen needs, and cash flow requirements. Fund balances will cover ongoing projects from prior budgets, debt service reserves, encumbrances, and other reserves required by contracts, laws, or accounting standards. For more details, refer to the City's Reserve Policy.

General Revenue Management

Diversified and Stable Base

The City aims to maintain a diversified and stable revenue base to protect against short-term fluctuations in any single revenue source.

Long-Range Focus

The City maintains current projections of major revenues for the next five years to support long-term financial planning.

Current Revenues for Current Uses

The City finances all current expenditures with current revenues, avoiding budget balancing through postponing expenses, accruing future revenues, or rolling over short-term debt.

Inter-fund Transfers and Loans

The City manages various funds (special revenue, capital project, debt service, enterprise) as separate entities with dedicated revenues and expenditures. Operating transfers between funds are clearly defined in the Financial Plan and authorized by City Council. Inter-fund borrowings are temporary cash flow loans intended for repayment within the fiscal year and do not change fund equity, unlike transfers which do.

- The Finance Director can approve temporary inter-fund borrowings for cash flow needs expected to be repaid within 12 months.
- Long-term borrowings require City Council approval.

User Fee Cost Recovery Goals

Ongoing Fee Review

- Fees are regularly reviewed and updated to keep pace with cost-of-living changes and service delivery adjustments.
- A comprehensive cost and fee analysis occurs at least every five years.
- Annual fee adjustments reflect changes in the Consumer Price Index and personnel costs.
- Fees may be revised sooner if significant service cost or delivery changes occur.

User Fee Cost Recovery Principles

- **Community-wide vs. Special Benefit:** General revenues fund community-wide services; user fees target specific beneficiaries.
- **Service Recipient vs. Service Driver:** Fees are charged to those driving costs, even if the broader community benefits.

- **Pricing Impact:** Full cost recovery ensures service demand matches genuine need but may limit access for low-income groups, especially for targeted services.
- **Feasibility:** Cost recovery is balanced with the practicality and expense of fee collection.

When Low Cost Recovery is Appropriate

- No direct link between fee paid and benefit received.
- Fee collection is inefficient or disrupts service delivery.
- Services are intended to be widely accessible (e.g., emergency services, public parks).
- Services are non-recurring, emergency, or peak demand-based.
- Fee collection might discourage regulatory compliance.

When High Cost Recovery is Appropriate

- Services similar to private sector offerings.
- Alternatives exist in the private/public sectors.
- Service use is discouraged (e.g., false alarm police responses).
- Regulatory services where voluntary compliance is low (e.g., building permits).

General Service Charge Guidelines

- Revenues should not exceed reasonable service costs.
- Cost recovery should cover all direct and indirect costs, including administrative overhead.
- Fee assessment and collection should be simple to minimize administrative costs.
- Rates should consider market conditions, infrequent users, and economic development impact.
- A unified approach is used to determine cost recovery across programs.

Services with Low-Cost Recovery Goals

- Public safety emergency responses (police, fire).
- Public facilities maintained for community-wide use (streets, parks, buildings).

Development Review Program Fees

- Includes planning, building safety, engineering, and fire plan check services.
- Cost recovery goals are generally very high, often aiming for 100%.
- The City must ensure timely, quality service to justify these fees.

Fee Comparability with Other Communities

- Comparing fees with other agencies helps assess market reasonableness and efficiency.
- However, fee surveys should not be the sole basis for setting fees due to differing objectives, cost structures, service levels, and rate structures across communities.

Enterprise Fund Fees and Rates

Water, Sewer, and Solid Waste

The City will set fees and rates for water, sewer, and solid waste services at levels that fully cover all direct and indirect costs. This includes operations, capital outlay, and debt service for each of these enterprise programs.

Golf

Golf program fees should cover direct operating costs. However, due to the course's emphasis on youth and senior access, the City Council may consider subsidies from the General Fund to help with indirect costs, capital improvements, and potentially direct costs during the Financial Plan process.

Transit

The City aims to cover at least 20% of transit operating costs through fare revenues, in line with targets set by the Transportation Development Act.

Ongoing Rate Review

The City will regularly review and adjust enterprise fees and rates to ensure they remain fair and appropriate.

Capital Financing and Debt Management

Capital Financing

The City will use debt financing only for one-time capital improvement projects, and only when:

- There are sufficient revenues or resources to cover long-term debt service
- The project's useful life equals or exceeds the financing term

Debt will be aligned with the Capital Improvement Program Plan and integrated into the City's Financial Plan. It will not be used for recurring costs like operations or maintenance, though short-term instruments (e.g., revenue or tax anticipation notes) are excluded from this restriction.

Capital improvements will mainly be funded through user fees, service charges, assessments, special taxes, or developer agreements, ensuring costs are covered by those benefiting from the facilities. Development impact fees will be set at levels that require new development to pay its fair share of community facility costs.

Capital Improvement Financing Evaluation

The City will assess whether to use **pay-as-you-go** or **long-term financing** for capital improvements based on the following criteria:

Factors Favoring Pay-As-You-Go Financing

- Sufficient current revenues or fund balances are available
- Projects can be phased out over time
- High existing debt levels may negatively impact the City's credit rating
- Unstable or unfavorable market conditions make borrowing difficult

Factors Favoring Long-Term Financing:

- Reliable revenues are available to support debt service and ensure investment-grade credit ratings
- The project qualifies for and supports an investment-grade rating
- Market conditions offer favorable interest rates and investor demand
- The project is mandated by state or federal requirements, and resources are lacking
- Immediate capacity needs must be addressed but current resources are insufficient
- The project's useful life is 10 years or more

Debt Management Policy

Long-Term Financing Policies

- **General Fund Limitation:** The City will avoid using the General Fund to back long-term debt unless doing so significantly improves marketability.

- **Feasibility Analysis:** For every long-term financing, the City will conduct an internal analysis evaluating budget impacts, operational costs, and the reliability of revenue sources for debt service.
- **Financing Method:** The City prefers competitive financing but may use negotiated financing for complex or volatile market conditions.
- **Credit Rating and Enhancements:** The City will aim for an investment-grade rating (Baa/BBB or higher) and seek credit enhancements like insurance or letters of credit when needed.
- **Debt Monitoring and Reporting:** All debt will be monitored regularly, with annual reports to the Council. Compliance with bond covenants and federal tax rules for tax-exempt debt will be ensured.
- **Transparency and Disclosure:** The City will maintain open communication with bond rating agencies and practice full financial disclosure in reports and official statements.
- **Regulatory Compliance:** The City will comply with SEC Rule 15c2-12 and regularly review its continuing disclosure responsibilities.
- **Use of Proceeds:** The City will track and document the use of debt proceeds, ensuring they align with original purposes. Records will be retained for the life of the debt and three years after final maturity. Legal counsel will be consulted if there's a change in use.
- **Reporting Requirements:** The City will file all required reports with the California Debt and Investment Advisory Commission (CDIAC), including proposed issuance and final sale reports, and will retain copies of these filings.

Debt Capacity

General Purpose Debt Capacity

The City will carefully monitor general-purpose debt levels, recognizing the limited capacity. Such debt should be reserved for high-priority projects when no other funding options are feasible.

Enterprise Fund Debt Capacity

Enterprise fund rates must fully support operations, maintenance, administration, capital improvements, and debt service. Affordability of new debt will be evaluated during the rate-setting process.

Independent Disclosure Counsel

For public offerings, the City will retain independent disclosure counsel to assist with official statements and ongoing disclosure. In some cases, bond and disclosure counsel may be the same firm.

Land-Based Financings

- **Public Purpose:** Assessment or special tax districts will only be formed when there is a clear public purpose and Council determination that this method is preferable to alternatives like impact fees or developer funding.
- **Eligible Improvements:** Preference will be given to financing projects aligned with City plans (e.g., General Plan, CIP), including public safety, water, sewer, transportation, flood protection, parks, open space, and civic facilities.
- **Active City Role:** The City will manage district formation and select the financing team. Related costs are typically covered by developers or property owners through deposits or bond proceeds.
- **Credit Quality:** The City will review a developer's financial capacity and project feasibility, potentially requiring letters of credit if a single owner is responsible for more than 25% of annual debt service.
- **Reserve Fund:** A reserve fund will be created, generally equal to the lesser of: maximum annual debt service, 125% of average annual debt service, or 10% of bond principal/proceeds.
- **Maximum Burden:** Annual assessments should not exceed 1% of the property sale price, and total property-related taxes and assessments should not exceed 2%.
- **Benefit Apportionment:** Assessments must be clear, fair, and related to the benefits received. Annual escalation factors should generally not exceed 2%.
- **Special Tax District Administration:** The maximum annual tax should not exceed 110% of debt service. Back-up taxes and prepayment procedures should be included.
- **Disclosure to Bondholders and Buyers:** Owners with more than 10% of the annual debt burden must provide annual disclosures. Full cost disclosure must be provided to buyers before purchase decisions are made.

- **General Guidelines and Refinancing:** The City will periodically review outstanding debt for refinancing opportunities under the following conditions:
  - Net economic benefit
  - Modernizing restrictive covenants
  - Reducing principal for future savings
- **Economic Savings Standards:** Refinancing is generally pursued if it yields at least 5% net present value savings. Savings between 3–5% will be considered case-by-case. Refinancing below 3% savings requires a compelling public policy reason.
- **Successor Agency Bonds:** Refinancing these bonds follows the Health and Safety Code Section 34177.5.

Types of Debt That May Be Issued

- **Revenue Bonds:** Secured by enterprise or special fund revenues.
- **Special Assessment/Special Tax Bonds:** Backed by assessments or special taxes (e.g., Mello-Roos).
- **General Fund Supported Lease Revenue Bonds/Certificates of Participation:** Typically involve lease arrangements backed by City payments.
- **General Obligation Bonds:** Require voter approval and are secured by property tax overrides.
- **Tax Increment Bonds:** Issued by successor or other special-purpose entities.
- **Conduit Financing Bonds:** The City serves only as issuer; repayment is the applicant's responsibility.
- **Other Forms:** The City may explore other debt instruments as needed.

SB 1029 Compliance

To comply with Senate Bill 1029, the City's debt policies cover:

- **Purpose of Debt Proceeds:** Defined under capital and land-based financing policies.
- **Permissible Debt Types:** Listed under "Types of Debt That May Be Issued."
- **Integration with Capital Plan:** Covered in capital financing and debt capacity sections.
- **Planning and Policy Goals:** Referenced in budget transmittals.
- **Internal Controls:** Addressed in the debt management policy to ensure proper use of proceeds.

Investments

Responsibility

The Finance Director/City Treasurer (or designee) is responsible for all investments and cash management. The Finance Director also acts as Treasurer for the City and the Successor Agency to the Manteca Redevelopment Agency.

Investment Objective

The City aims to earn a reasonable return while prioritizing:

1. Safety
2. Liquidity
3. Yield

Tax and Revenue Anticipation Notes (TRANS)

TRANS may be used to address legitimate short-term cash needs, but will not be issued solely for investment gain. The City will only issue short-term debt when necessary for demonstrated cash flow purposes.

Selecting Maturity Dates

Investment maturities will be selected based on projected cash flow to avoid forced liquidations and lost earnings.

Diversification

The City will maintain a balanced mix of investment types and maturities to manage risk and adapt to market changes.

Authorized Investments

Investments will follow California Government Code Section 53601 and the City's more restrictive Investment Policy. The City prohibits investing in stocks, futures, or options, and will thoroughly vet any new investment products.

Consolidated Portfolio

Cash from all funds will be pooled for investment to maximize returns. Earnings will be allocated according to generally accepted accounting principles (GAAP).

Safekeeping

All securities will be held by a third-party custodian to ensure protection of ownership.

Reporting

A comprehensive investment reporting system will be maintained in compliance with Government Code Section 53607 and will provide the City Council with performance updates.

Investment Policy

The City will maintain a formal Investment Policy outlining strategies, practices, and procedures for managing its investment portfolio.

Personnel Management

Regular Staffing

- **Budget and Authorization**: Funding will be fully allocated for authorized regular positions only. Programs are limited to the staffing approved in the budget.
- **Core Workforce**: Regular employees are the primary workforce for ongoing, year-round services—not contractors. The City will maintain competitive compensation and benefits aligned with labor agreements.
- **Position Management**:
  - All regular positions must be Council-authorized
  - The City Manager may underfill positions at a lower cost but cannot exceed Council-approved levels
  - Human Resources must coordinate all hiring
- **New Position Requests** must evaluate:
  - Purpose and duration of the work
  - Total staffing and material costs
  - Related revenue or cost savings
- **Cost Controls**: Ceilings will apply to total staffing and contract service expenditures.

Temporary Staffing

- **Role**: Temporary staff cannot be used to grow the permanent workforce. They supplement regular staff with:
  - Peak demands
  - Seasonal work
  - Interim vacancies
  - Part-time, short-term tasks
- **Limits**: Temporary hours are generally capped at 1,000 annually (50% of a full-time position). Exceptions require City Manager's approval based on HR recommendation.
- **Contract Employees**: These are temporary staff under written contracts for medium-term, specialized tasks. They are not used for ongoing services and are released when the assignment ends.

Independent Contractors

- **Not Employees**: Contractors are not City employees. They may be used for:
  - Short-term assignments via outside employment agencies (OEA), with HR coordination and minimal supervision.
  - Construction, operations, maintenance, or professional services not routinely handled by City staff. Contractor expertise, equipment, and methods are self-directed and contractually defined.
- **Contract Awards** follow City purchasing policies and the Contracting for Services Policy.

Overtime Management

- **Use and Control**:
  - Overtime is allowed only when necessary and is more cost-effective than alternatives.
  - Must be pre-authorized unless automatically approved due to the nature of the task (e.g., emergency response).
  - Departments must include expected overtime in budgets and monitor use closely.
- **Alternatives to Overtime**: When evaluating new staffing, departments must weigh:
  - Duration of staffing needs
  - Cost comparisons
  - Staff capabilities
  - Training costs for new hires

Contracting for Services

General Policy Guidelines

- **Private Sector Use**: The City supports using private sector providers to enhance cost-efficiency and productivity in delivering municipal services.
- **Cost Evaluation**: When comparing private contracts to in-house service delivery, the City will consider all direct, indirect, and contract administration costs.
- **Service Alternatives**: Private providers that meet service standards will be seriously considered as alternatives. If City employees currently perform the work, transitions to contractors will typically occur through attrition, reassignment, or contractor absorption.

Evaluation Criteria for Contracting

The decision to contract services will be based on whether:

- A competitive private market exists with multiple qualified providers
- The contract can be efficiently managed by the City
- Risks of contractor non-performance are manageable and compensable
- Contractors can better adapt to service level changes or special needs
- The service scope is clearly defined for fair bidding and performance evaluation
- Contracting enables the City the opportunity to redefine service levels
- The contract impacts the City's ability to handle emergencies or high-priority services
- The City can delegate service delivery while maintaining accountability and oversight

Productivity

The City will continuously review its operations to ensure cost-effective service delivery by:

- Streamlining systems and procedures to remove unnecessary steps
- Exploring new technologies and capital investments to boost productivity

- Enhancing employee skills and rewarding exceptional performance
- Considering private sector alternatives for cost savings
- Conducting regular formal operational reviews
- Maintaining a mostly decentralized management approach to encourage accountability, innovation, reduce administrative costs, and improve responsiveness to changing needs

Budget Timeline

Budget development is a year-long, thorough process involving strategy, analysis, and evaluation to address immediate challenges while ensuring long-term stability and prosperity.

Budget Calendar

- **July 2025**
  The new fiscal year begins, and year-end close and adjustments from the previous year are completed.
- **September 2025**
  Review the prior year's audit, reconcile project accounts, carryforward eligible unspent funds, and start budget development.
- **December 2025**
  Consider and analyze mid-year adjustments for March 2026, monitor funds, and continue budget development.
- **April 2026**
  Continue budget development and long-range financial planning.
- **June 2026**
  A public hearing is held for community input, followed by council review of the proposed budget. After incorporating feedback and adjustments, the final fiscal year budget is adopted.

Executive Summary

The City's Fiscal Year 2025-26 Budget, totaling approximately $311.9 million in revenues and $310.9 million in expenditures across all funds, which includes $65 million for capital improvements, reflects the City Council's strategic goals and priorities. The budget outlines funding for existing and new capital projects and emphasizes growth, innovation, and fiscal sustainability to benefit residents and the community.

Key focuses include enhancing core services such as public safety and road maintenance. Additionally, the federal American Rescue Plan Act (ARPA) funds support critical assistance programs, including the Unsheltered Emergency Center. Overall, the budget aims to strengthen Manteca as a vibrant place to live, work, and thrive.

Citywide Revenues & Expenditures by Department

Citywide Revenues by Department ($311.9 million)

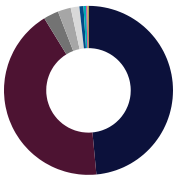

- Non Departmental **(Budgeted) $151,306,699** (48.50%)
- Public Works **(Budgeted) $133,330,319** (42.74%)
- Human Resources **(Budgeted) $8,973,008** (2.88%)
- Community Development **(Budgeted) $7,812,500** (2.50%)
- Engineering **(Budgeted) $5,123,000** (1.64%)
- Police Department **(Budgeted) $2,448,800** (0.79%)
- Fire Department **(Budgeted) $1,647,000** (0.53%)
- Recreation & Community Services **(Budgeted) $670,330** (0.21%)
- City Manager **(Budgeted) $632,055** (0.20%)

Citywide Expenses by Department ($310.9 million)

- Public Works **(Budgeted) $114,344,659** (36.79%)
- Non Departmental **(Budgeted) $81,339,802** (26.17%)
- Police Department **(Budgeted) $36,308,180** (11.68%)
- Fire Department **(Budgeted) $25,838,453** (8.31%)
- Community Development **(Budgeted) $10,889,745** (3.50%)
- Human Resources **(Budgeted) $10,748,193** (3.46%)
- Information Technology **(Budgeted) $7,556,688** (2.43%)
- Engineering **(Budgeted) $6,604,775** (2.13%)
- City Manager **(Budgeted) $5,684,205** (1.83%)
- Finance **(Budgeted) $5,586,243** (1.80%)
- Recreation & Community Services **(Budgeted) $2,800,840** (0.90%)
- City Attorney **(Budgeted) $1,883,675** (0.61%)
- City Clerk **(Budgeted) $1,184,604** (0.38%)

Where Your Tax Dollar Goes

Your tax dollar supports a wide range of vital community services:

- 38¢ goes to Police
- 24¢ to Fire
- 10¢ to Parks and Recreation
- 8¢ to Public Works
- 7¢ to Community Development
- 5¢ to Administration and Finance
- 4¢ to Library Services
- 4¢ to Other Services

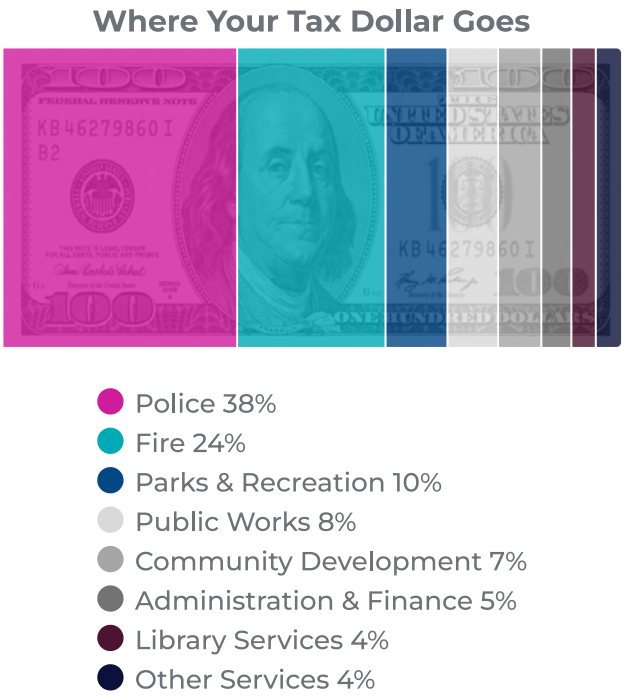

Strategic Plan

Each year, the City Council sets strategic goals and priorities that guide the City's budget and operations. In 2025, the Council kept the existing mission, vision, and values, while updating the ranking order of its five strategic priorities for Fiscal Year 2025-26:

1. Public Safety
2. Economic Development & Vitality
3. Updating City Infrastructure and Facilities
4. Ensuring Long-Term Fiscal Sustainability
5. Expanding Homelessness & Housing Options

On May 6, 2025, the City Council adopted its Fiscal Year 2025-26 Goals & Priorities Work Plan. The plan includes broad, achievable goals with specific actions to be completed over the next 12–18 months, assigned to departments. The plan is used during budget development to prioritize projects and fund allocations. Regular updates will be provided to the Council and community on progress. Past and current work plans are available for review by clicking here.

Personnel Changes

As part of our Fiscal Year 2025-26 budget proposal, we are requesting the addition of eight (8) new positions and three (3) reclassifications to better support operational demands, enhance service delivery, and align with strategic priorities. These new roles address critical needs across departments, including public safety, administration, and community services. The proposed reclassifications reflect expanded responsibilities and ensure equitable compensation. These staffing adjustments are essential for maintaining service quality, meeting increased workload demands, and advancing organizational goals.

Department Summaries

The following sections provide departmental summaries, outlining each department's purpose, authorized staffing levels, and associated expenses.

City Attorney's Office

Department Description

The City Attorney's Office reviews, monitors, and evaluates the conduct of the City activities for conformance with laws, regulations, policies, and rules; represents the City in state and federal civil litigation; provides legal advice to the City Council and the City's departments; and ensures that violators of City laws are prosecuted.

Organizational Structure

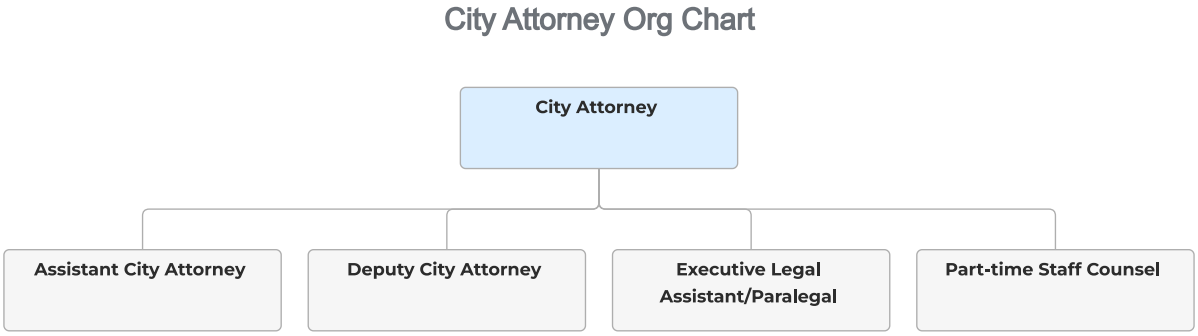

Department Position Listing

Department	Approved FY 2024-25 FTE's	Proposed FY 2025-26 FTE's	Increase (Decrease)
City Attorney			
Assistant City Attorney	1	1	0
City Attorney	1	1	0
Deputy City Attorney	1	1	0
Executive Legal Assistant/Paralegal	1	1	0
City Attorney Total	**4**	**4**	**0**

Department Functions

- Provide timely, cost-effective, and complete legal advice, risk analysis, and legal services to the City Council and City departments and divisions.
- Reduce the City's liability exposure.
- Draft ordinances as set out by the Government Code.
- Prosecute Municipal Code violations.

2024-2025 Accomplishments

- Revised staffing by looking at Deputy City Attorney and Legal Assistant positions.
- Continue municipal code review and revisions.
- Continue to bring more work into office and defend the City in-house.
- Drafted Anti-Loitering Ordinance.
    - A new Chapter was added to the Manteca Municipal Code.
    - Property owners and businesses can now post signs prohibiting trespassing and loitering.
    - Individuals who violate these provisions may face a misdemeanor.
- Legal Assistant was reclassified to Executive Legal Assistant/Paralegal.
- Rescinded the Cruising Ban while simultaneously bolstering the sideshow ordinance.
- Led the effort to revise the boards and commission ordinances, as well as drafting new sections with the passage of Measure Q.
- For the second year in a row the City Attorney presented at the annual CALPELRA conference.
- Led the effort for the City to draft a new lease for BLD, working with the Unrivaled Sports team all throughout the month of December 2024.
- Drafted the Disposition and Development Agreement for Loma Brewery.
- Drafted update to Fireworks Ordinance:
    - The initial fine for Chapter 8.08 violations is now $1,000 (previously $750).
    - Fireworks discharge is prohibited in specified locations like streets, sidewalks, and shopping centers.
    - The definition of “responsible party” includes those whose agents or contractors violate the chapter and extends to property owners for violations on their property.
- Getting involved in the community:
    - City Attorney organized community events like UOP basketball, Stockton Ports, Del Webbsoftball, March Madness, and Second Harvest food drives, highlighting local engagement. He is also on the Board of Directors of both Second Harvest of the Greater Valley and Manteca Museum & Historical Society.
    - Assistant City Attorney is a member of the Inns of Court, volunteers to organize the “The Three Little Pigs” mock trial with MUSD, volunteered at St. Mary’s High School for career day, and serves as a member of Kiwanis.

2025-2026 New Goals & Priorities

- Track staff reports from nearby jurisdictions that may impact the City Attorney's Office (CAO) or the City as a whole.
- Continue citywide Municipal Code update.
- Look into other matters the CAO may prosecute through our prosecutorial powers (i.e., tobacco, dog cases, etc.).
- Look into in-house discovery software that can also be used for high-volume PRA requests and litigation.

Expenditures by Category

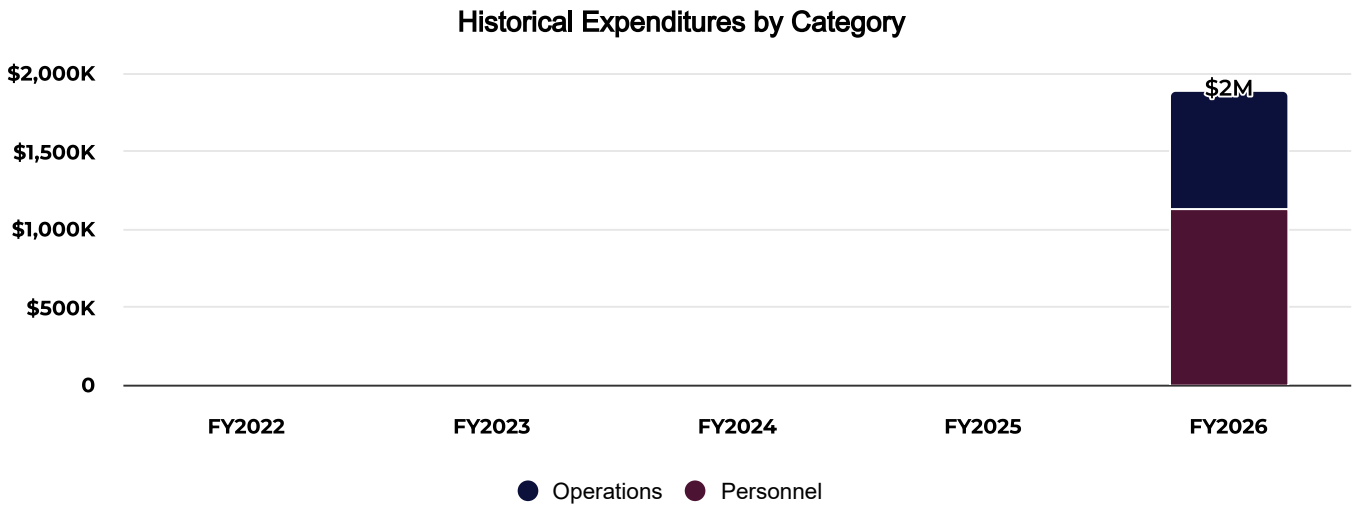

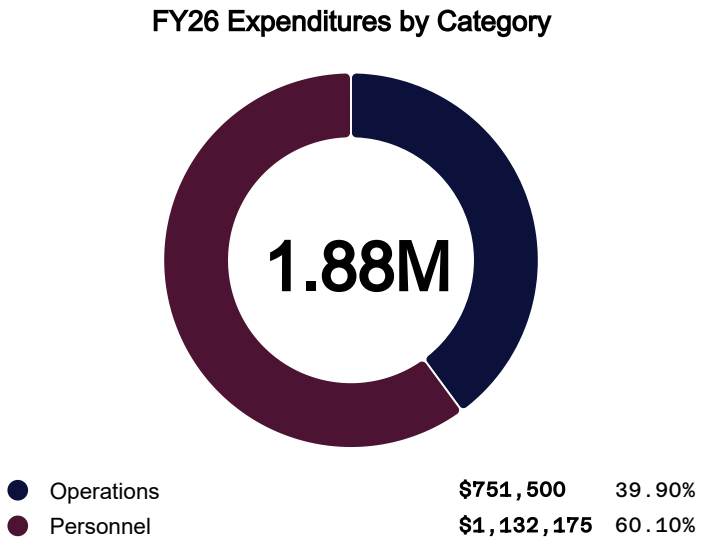

Expenditures by Category

Category	FY 2022 Actuals	FY 2023 Actuals	FY 2024 Actuals	FY 2025 Amended Budget	FY 2026 Budgeted
Personnel					$1,132,175
Operations					$751,500
Total Expenditures					**$1,883,675**

Legislative Services/City Clerk

Department Description

The Legislative Services/City Clerk Program administers democratic processes such as elections, access to city records, and all legislative actions ensuring transparency to the public; acts as a compliance officer for federal, state, and local statutes, including the Political Reform Act, the Brown Act, and the Public Records Act. The Program manages public inquiries and relationships, arranges for ceremonial and official functions, and provides legislative, technical, and administrative support to the Mayor, City Council, Boards and Commissions, and City Manager.

Organizational Structure

City Clerk Org Chart

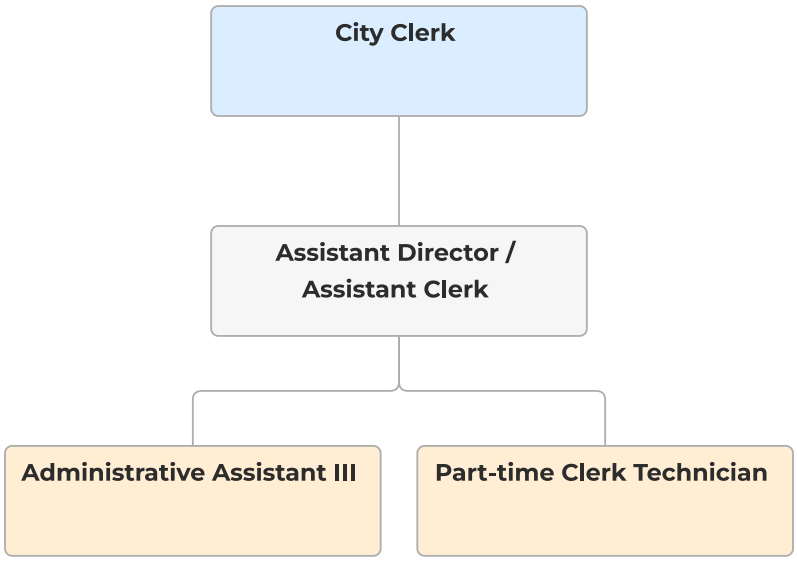

Department Position Listing

Department	Approved FY 2024-25 FTE's	Proposed FY 2025-26 FTE's	Increase (Decrease)
Legislativ			
Administrative Assistant III	1	1	0
Assistant City Clerk	1	1	0
Director of Legislative Services	1	1	0
Legistlative Services/ City Clerk Total	**3**	**3**	**0**

Department Functions

Elections Administration

Administer municipal elections in accordance with all applicable city, state, and federal laws and regulations. The City Clerk is the Election Official and administers the City's elections, including: 1) the nomination process for candidates; 2) processing of petitions and ballot measures; 3) coordination with the San Joaquin County Registrars of Voters for regular elections; 4) conducting special elections.

Records Management

Ensures transparency in local government by recording and preserving the City's legislative history; official custodian of city records; maintains a citywide record retention schedule; oversees the citywide records management program; ensures legal compliance related to policies, procedures, and standards for the preservation of official records, and the destruction of obsolete records.

Compliance Officer

Ministerial role fulfilling compliance officer obligations related to the Brown Act, Political Reform Act, Public Records Act, the Maddy Act, and other local and state Statutes; process AB 1234 ethics training and AB 1661 sexual harassment training, publishing notices, bids, administering oaths of office, and providing attestation.

Local Legislative Official

Manage and maintain the legislative records by recording the proceedings of the City Council and Successor Agency; prepare and distribute the City Council and Agency agendas and minutes, provide publication of public hearing notices, maintain the Municipal Code, and administer the appeals process.

Boards and Commissions

Manage the recruitment and section process of City board, commission, and committee appointments; process Statements of Economic Interests, ethics training, onboarding training, oath of office, and maintain rosters and upcoming scheduled vacancies list.

Contract and Bid Process

Administer the citywide contracts and agreements process; routing, executing, and archiving. Conduct bid openings and process notice of completions.

Event and Recognition Coordination

Process special event permits; preparation and distribution of proclamations and certificates of recognition; coordinate and arrange ceremonial and official functions on behalf of the City Council.

2024-2025 Accomplishments

- Hosted Youth in Government Day for the third year in a row.
- Swearing in of Council members Charlie Halford and Regina Lackey.
- Community Outreach:
    - The City Clerk's Office created educational videos about the 2024 Election and the recruitment process, promoting community engagement.
- Conducted the 2024 General Municipal Elections for Council Districts 1 & 2 Council members and completed the multi-year Districting Process.
- Hosted Board and Commissions Mixer for the second year in a row.
- Coordinated and organized City of Manteca Department Spirit Weeks for the third year.
- Coordinated and prepared 14 Read Across America events with over 300+ students.
- Processed and published 88 Public Notices.
- Processed and finalized 235 Resolutions.
- Processed and finalized 28 Ordinances.
- Processed and published 17 Regular Meeting Agendas and 26 Special Meeting Agendas.
- Processed and closed 463 Public Records Requests.
- Processed 28 Proclamations.
- Prepared 200+ Community Certificates for a variety of recognized accomplishments.
- Assisted with documenting, routing, and archiving 354 contracts with multiple departments.
- Facilitated and approved 21 Special Event Permits.

2025-2026 New Goals & Priorities

- Youth in Government - enhancements for 2025 - school board meeting.
- Freedom (Honor) Flight - VFW.
- Explore AV upgrades for Council Chambers with IT.
- Finish Laserfiche implementation and integrate departments with training.
- Finish all contract templates for electronic routing.
- Research and Implement electronic special event routing, reviewing, and approval software.

Expenditures by Category

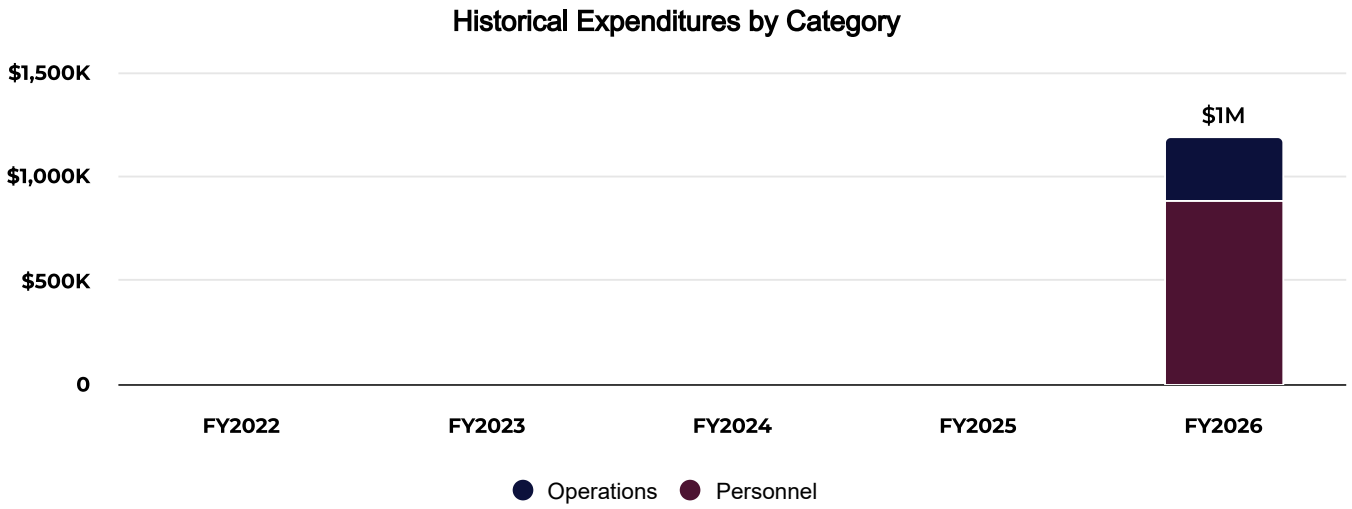

FY26 Expenditures by Category

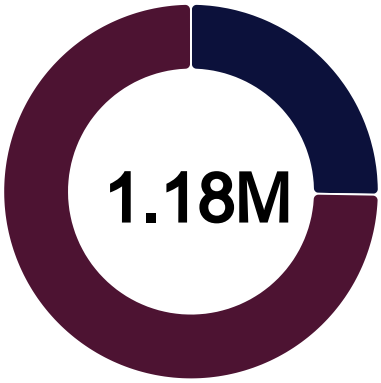

Operations	$299,384	25.27%
Personnel	$885,220	74.73%

Expenditures by Category

Category	FY 2022 Actuals	FY 2023 Actuals	FY 2024 Actuals	FY 2025 Amended Budget	FY 2026 Budgeted
Personnel					$885,220
Operations					$299,384
Total Expenditures					**$1,184,604**

City Manager's Office

Department Description

Working under the Council-Manager form of government, the City Manager supervises Department Heads and oversees all city operations, budgets, and policies. The City Manager's Office provides information and recommendations to the City Council, implements the vision and policies of the City Council, directs the delivery of municipal services, oversees the completion of the City Council Goals & Priorities, capital projects, legislative affairs, community outreach and engagement, and Housing and Homeless Services.

Organizational Structure

City Manager Org Chart

Department Position Listing

Department	Approved FY 2024-25 FTE's	Proposed FY 2025-26 FTE's	Increase (Decrease)
Office of t			
Assistant City Manager	1	1	0
City Manager	1	1	0
Deputy City Manager	1	1	0
Executive Assistant to City Manager	1	1	0
Housing & Homeless Service Manager	1	1	0
Management Analyst	1	1	0
Office of the City Manager Total	**6**	**6**	**0**

Department Functions

- Implements the City Council's Strategic Goals & Priorities.
- Oversees the general day-to-day operations of the organization and ensures citywide policy and program implementation.
- Provides operational oversight of the City's legislative affairs, community outreach, engagement, and public information activities, and Housing and Homeless Services.

2024-2025 Accomplishments

- Brought three Cannabis Community Benefit Agreements to Council for adoption.
- Completed sales tax measure education.
- Measure Q was placed on the November 2024 ballot.
- Executed a new lease agreement for Big League Dreams.
- Facilitated the negotiation and sale of Loma Brewery property.
- Held first Level Up Leadership Academy.
- Issued over 100 social media posts to educate and engage the public on City services, initiatives, and events.
- Hosted the 2024 State of the City Address in partnership with the Manteca Chamber of Commerce.
- Established 555 Industrial Park Dr. as a fully mobile/operational site with dormitories and services.
- Two modular dormitory units, providing 25 shelter beds for men and 25 for women, began offering overnight services in April 2024.
- The City received a donation of eight (8) refurbished 8x20 ft. containers from Fresh Starts Charities, which will be used for transitional housing.
- Completed a successful Point-in-Time (PIT) Count in conjunction with Community Resource Officers.
- The City secured $167,575 in federal pass-through funds to support navigation center development for the construction of the navigation center.
- The Housing & Homeless Service Manager was appointed as an Executive Board member of the San Joaquin Continuum of Care (CoC).

2025-2026 New Goals & Priorities

- Conduct Level Up Leadership Academy Spring 2025 Cohort.
- Co-host State of the City 2025.
- Continue advocacy efforts to secure state and federal grants.
- Complete Woodward Park Splash Pad project.
- Develop Measure Q funding plan in collaboration with Citizens' Oversight Committee and City Council.
- Issue RFP for Citywide Facility Plan Master Plan.
- Develop Affordable Housing Fee Nexus & Policy.
- Secure funding for American Legion Project.
- Develop Phase I Conceptual Plan for Navigation Center.
- Develop Measure Q Education, Outreach, and Marketing Plan.

Expenditures by Category

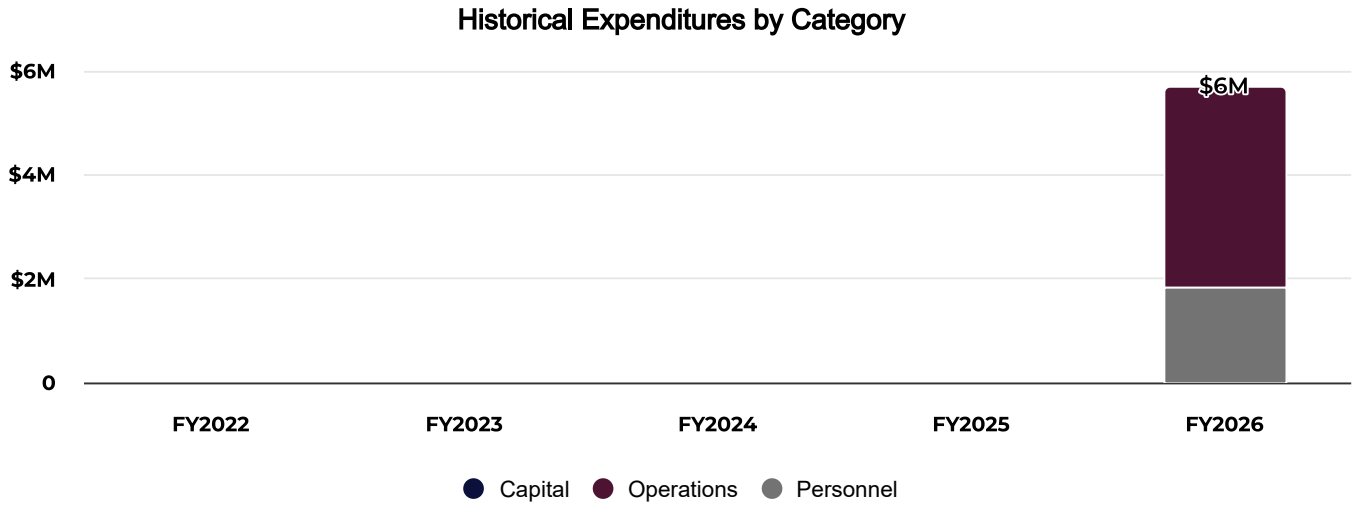

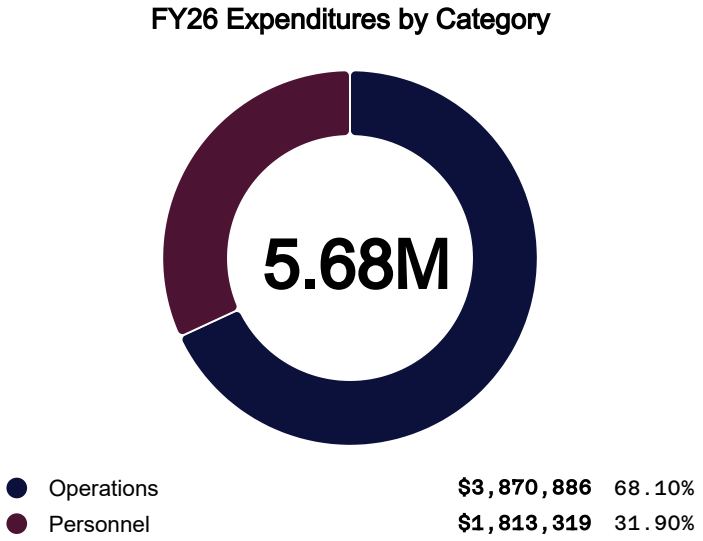

Expenditures by Category

Category	FY 2022 Actuals	FY 2023 Actuals	FY 2024 Actuals	FY 2025 Amended Budget	FY 2026 Budgeted
Personnel					$1,813,319
Operations					$3,870,886
Capital					-
Total Expenditures					**$5,684,205**

Development Services

Department Description

The Development Services Department is composed of the Building Safety, Planning and Economic Development Divisions. The purpose of the Development Services Department is to ensure the orderly physical development of the community by upholding the goals and policies of the City's General Plan through the issuance of land use entitlements and building permits for improvements and development of private property, the support of existing businesses and attracting new development and investment into the community.

Organizational Structure

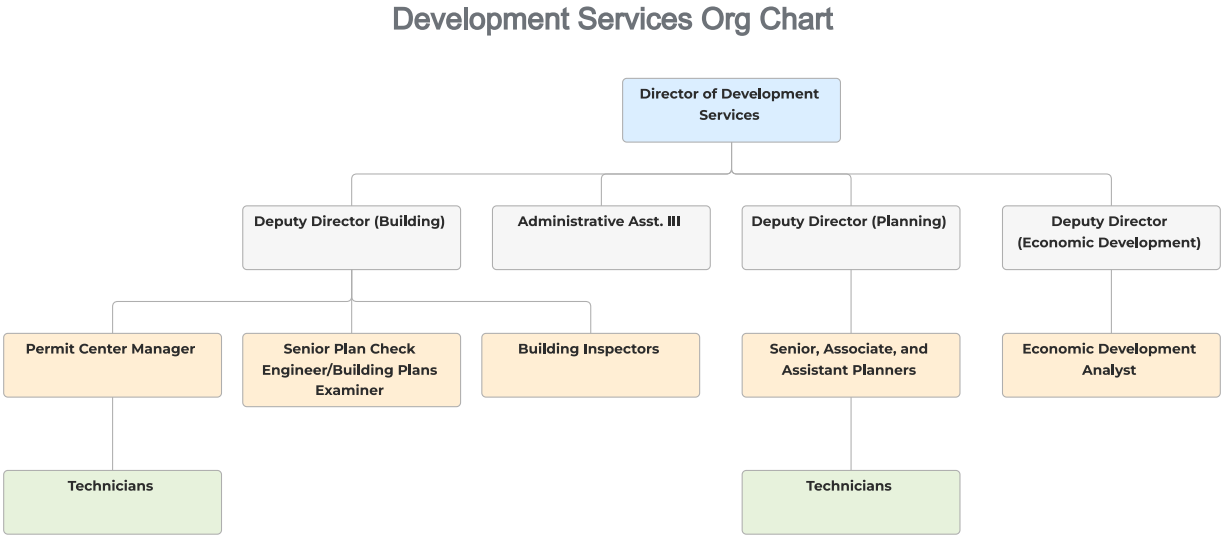

Department Position Listing

Department	Approved FY 2024-25 FTE's	Proposed FY 2025-26 FTE's	Increase (Decrease)
Developn			
Administrative Assistant III	1	1	0
Assistant Planner	2	2	0
Associate Planner	2	2	0
Building Inspector I	1	1	0
Building Inspector II	1	1	0
Deputy Director of DS - Building	1	1	0
Deputy Director of DS - Economic Dev.	1	1	0
Deputy Director of DS - Planning	1	1	0
Development Services Technician	6	6	0
Director of Development Services	1	1	0
Economic Development Analyst	1	1	0
Permit Center Manager	1	1	0
Senior Building Inspector	1	1	0
Senior Plan Check Engineer	1	1	0
Senior Planner	1	1	0
Senior Plans Examiner	1	1	0
Development Services Total	**23**	**23**	**0**

Department Functions

- Delivering core services and programs including current and advanced planning projects
- Reviewing plans and applications for compliance with state and local regulations
- Issuing building permits and performing inspections
- Managing the City Council-appointed Planning Commission
- Supporting existing businesses and attracting new development and investment into the community

2024-2025 Accomplishments

- New permitting software launched in November 2024, streamlining the permitting and entitlement application process.
- Building Safety Permit Statistics 2024 (all City records).
    - Building inspections Completed – 21,024
    - Building permits Issued – 5,206 (1,306 single-family dwellings)
    - Facilitated construction with a valuation of $702M
- Staff established a process to obtain customer satisfaction feedback and enhance communications with customers (97% positive).
- The Fiber Master Plan was approved by the City Council on June 18, 2024.
- Completed the formation of the Downtown Manteca Improvement Association (DMIA). (The transfer of full operations to the DMIA is scheduled for their board in March 2025).
- Completed the review and processing of 14 entitlements in 2024.
- Completed the final adoption of the 2043 General Plan.
- Completed and received approval from the California Housing and Community Development (HCD) for the City's 6th Cycle Housing Element.
- The Planning Commission passed a total of 33 resolutions and a total of 50 entitlements that included: Annexation & Prezones, Rezones, General Plan Amendments, Tentative Maps, Site Plan Reviews and Use Permits.

2025-2026 New Goals & Priorities

- Complete the Affordable Housing Fee Nexus Study & Policy Development.
- Finalize Concept Plans and Environmental planning for the Family Entertainment Zone (FEZ).
- Complete the adoption of the Union Ranch North Development Agreement.
- Complete the comprehensive Zoning Code Update.
- Complete the Climate Action Plan adoption process.
- Complete the Billboard Designs for two City-owned sites.
- Complete transfer of operation management to the Downtown Manteca Improvement Association (DMIA).
- Complete the Economic Development Strategic Plan.
- Complete the Private Development Project at Library Park.
- Post Office Exterior Improvements.
- Community Facility Districts Policy / Development Agreement Policy.
- Design & Development Standard Updates - in partnership with Engineering.
- Start Downtown Specific Plan.

Expenditures by Category

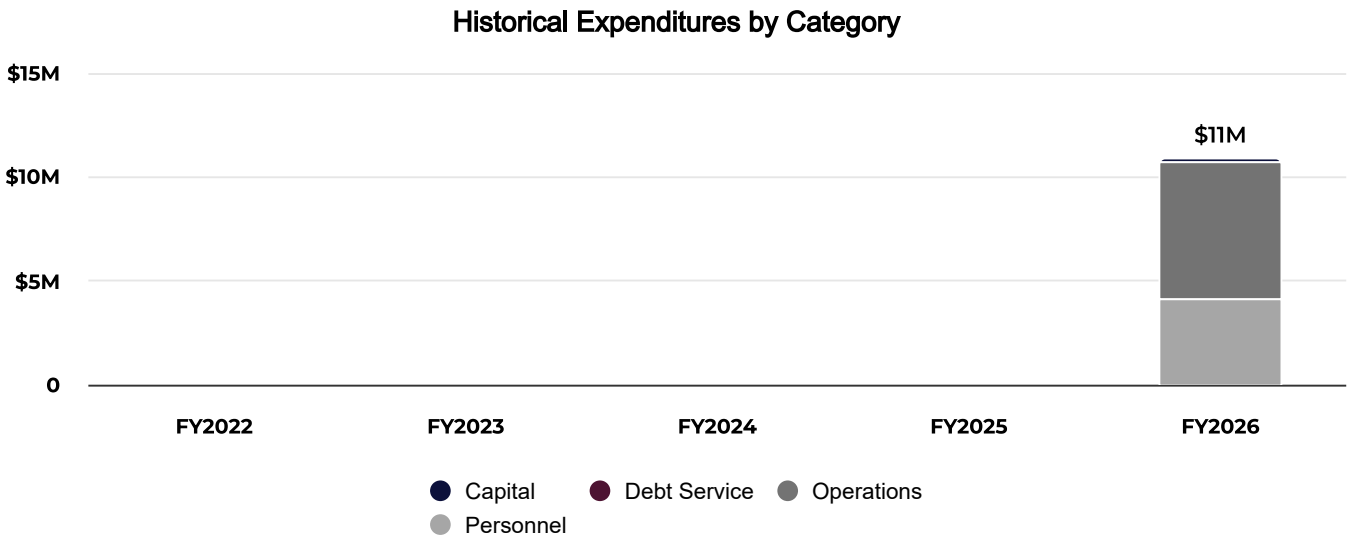

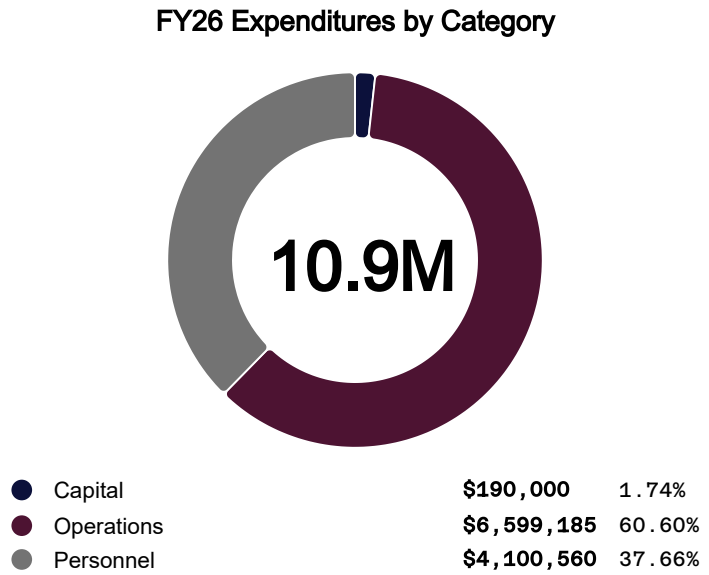

Expenditures by Category

Category	FY 2022 Actuals	FY 2023 Actuals	FY 2024 Actuals	FY 2025 Amended Budget	FY 2026 Budgeted
Personnel					$4,100,560
Operations					$6,599,185
Capital					$190,000
Debt Service					-
Total Expenditures					**$10,889,745**

Engineering

Department Description

The Engineering Department oversees the planning, design, and construction of infrastructure projects related to traffic and transportation, water treatment and distribution, wastewater collection, treatment and disposal, and storm water drainage, control and conveyance. It also administers the subdivision review process, participates in site plan review, manages Capital Improvement Projects, and coordinates with other agencies on regional efforts and projects. The Department's vision is to work collaboratively with the community, other City Departments, City Council, and City Management to engineer a better future for the City of Manteca.

Departmental goals focus on managing infrastructure to support quality development and public safety, delivering excellent customer service, and responsibly managing expenditures to safeguard City resources.

Organizational Structure

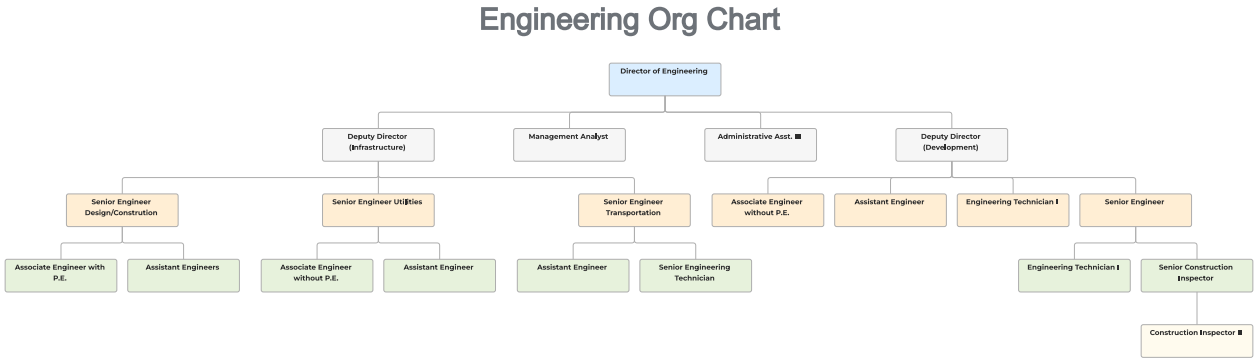

Department Position Listing

Department	FY 2024-25 FTE's Approved	FY 2025-26 FTE's Proposed	(Decrease) Increase
Engineering			
Administrative Assistant III	1	1	0
Assistant Engineer	6	6	0
Associate Civil Engineer	0	1	1
Associate Engineer W/O P.E.	3	3	0
Associate Engineer W/P.E.	2	2	0
Construction Inspector II	2	2	0
Deputy Director of Engineering	2	2	0
Director of Engineering	1	1	0
Engineering Technician I	2	1	-1
Management Analyst	1	1	0
Senior Construction Inspector	1	1	0
Senior Engineer	2	2	0
Senior Engineering Technician	1	1	0
Engineering Total	**24**	**24**	**0**

Department Functions

City's Infrastructure

Engineering oversees planning, design, and construction of improvements for traffic and transportation, water treatment and distribution, wastewater collection and treatment, storm drainage control, as well as other infrastructure projects. As a part of this process, Engineering oversees infrastructure master plans and rate studies and pursues grant funding opportunities for use on City projects.

Public Infrastructure Installed by Developers

Engineering coordinates development projects with both Development Services and Public Works. As a part of this process, the department oversees development fees and funding programs, manages encroachment permits, traffic control and transportation permits, reviews development entitlements and conditions of approval, tentative and final maps, improvement plans, and development improvement agreements, and performs construction inspection of development projects.

Traffic Engineering

Engineering assesses and designs solutions for traffic, transportation, and transit issues; administers the City's Traffic Calming program; leads the City's Traffic Solutions Committee and serves on other regional traffic committees; and coordinates with Caltrans for an integrated approach to City streets and freeway systems.

General Engineering Support

The Engineering Department provides public information, responds to public inquiries, assists with questions regarding the City's engineering standards, coordinates with utility companies, and provides engineering assistance upon request.

2024-2025 Accomplishments

- Finalized McKinley Interchange Project and opened to the public.
- Completed Water and Sewer Master Plans and rate studies.
- Completed design and started construction for the WQCF Interim Improvement Projects (2-7).
- Federally-funded Highway Safety Improvement Program Projects (HSIP)-Design completed (Main Street and Yosemite Ped and Bike Imp.).
- Completed Lathrop Road Pavement Improvement Project.
- Completed Louise Avenue Pavement Improvement Project.
- Broke ground on SR 99-120 Connector Project.
- Completed HSIP funded Retroactive Traffic Sign Project.
- Completed 2024 Pavement Maintenance Project (Manteca High area).
- Completed Suess and Corwin Water and Sewer Improvement Project.
- Completed design and started construction for Well 30 Nile Garden.
- Completed design and started construction for Well 29 TCP Treatment.
- Completed Project Study Report for SR 120/Airport & Main DDIs.
- $75.5 Million in infrastructure invested through development.
- Awarded $13 million in new grant funding.

2025-2026 New Goals & Priorities

- Complete Water and Sewer Rate update.
- Complete Water and Sewer Capacity Fee update.
- Airport Way Widening Project (ROW negotiations and utilize PG&E Credits).
- Complete 2025 Public Facility Implementation Plan (PFIP) updates.
- Design and construct the 2025 Pavement Maintenance Project.
- Design and construct Road Improvements around Shasta School.
- Design and construct Road Improvements (Wawona & Locust).
- Submit Measure K request for Roth Road and Interchange project.
- Zone 36/39 Storm Drain Project - Complete Design/Initiate Construction.
- Complete Well 29 TCP Treatment.
- Issue RFP for Stormwater Master Plan.
- Continue ongoing WQCF Projects.

Expenditures by Category

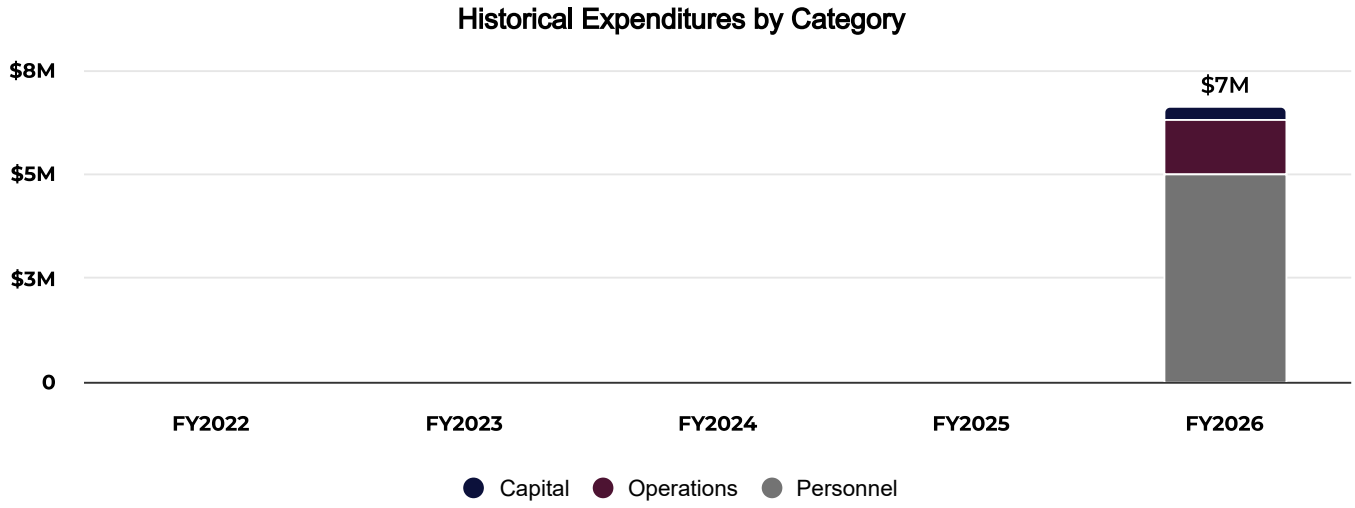

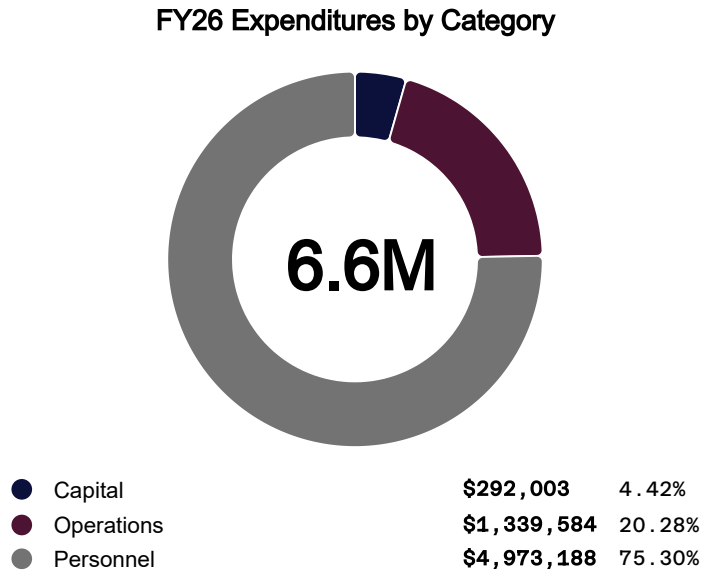

Expenditures by Category

Category	FY 2022 Actuals	FY 2023 Actuals	FY 2024 Actuals	FY 2025 Amended Budget	FY 2026 Budgeted
Personnel					$4,973,188
Operations					$1,339,584
Capital					$292,003
Total Expenditures					**$6,604,775**

Finance

Department Description

The Finance Department provides strategic financial leadership and fiscal support to the City. This department is responsible for the City's annual budget process, financial planning (including debt management, long-term financial planning, special tax and fee administration), the annual financial audit and Annual Comprehensive Financial Report (ACFR), other financial reporting, general ledger accounting, accounts payable, accounts receivable/miscellaneous billing, revenue management (including business licensing and utility billing), cash receipts and deposits, and treasury management. General and ongoing departmental goals include:

- Develop and implement effective and efficient financial planning, reporting, and accounting systems.
- Provide quality customer service to internal and external customers.
- Safeguard the City's fiscal resources.
- Foster a sense of trust and transparency with the community, the Council, and City Management.

Organizational Structure

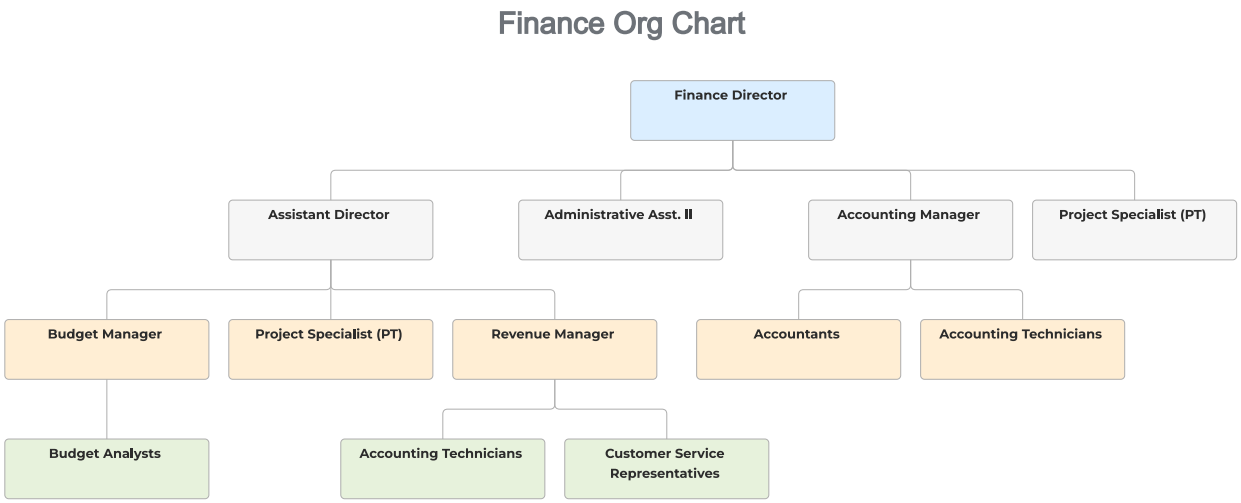

Department Position Listing

Department	Approved FY 2024-25 FTE's	Proposed FY 2025-26 FTE's	Increase (Decrease)
Finance			
Accountant II	2	2	0
Accounting Manager	1	1	0
Accounting Technician	5	5	0
Administrative Assistant II	1	1	0
Assistant Finance Director	1	1	0
Budget Analyst I	1	1	0
Budget Manager	1	1	0
Customer Service Representative	5	5	0
Finance Analyst/Senior	0	1	1
Finance Director	1	1	0
Revenue Manager	1	1	0
Senior Budget Analyst	1	1	0
Finance Total	**20**	**21**	**1**

Department Functions

Budget and Financial Planning

Coordinates the preparation of the annual budget, and is responsible for ongoing budget administration, reporting, and fiscal management. Calculates the annual appropriations limit and provides budgetary support to City leadership. Assists with the financial management of grants, reporting, and projections. Coordinates with Accounting staff on the establishment and administration of purchasing policies and procedures. Leads and participates in long-term financial planning initiatives such as financial forecasts, the multi-year Capital Improvement Program, debt/bond issuances, fee studies and updates, and establishing new taxes and fees. This division also assists in the administration of special taxes and fees.

Accounting

Prepares the annual comprehensive financial report (ACFR); leads and coordinates annual and special audits; reviews the preparation of the annual State Controller's Reports; issues interim financial reports, maintains the general ledger system and chart of accounts, performs bank reconciliations and reports; establishes and administers accounting, cash management, and purchasing policies, systems and practices; coordinates cooperative purchasing opportunities and reviews contract documents for compliance with City purchasing policies. Receives and processes the City's accounts payables and issues timely vendor payments, files annual reports required by regulatory agencies, and adheres to established payables procedures; maintains vendor files; produces and files year-end reports and maintains vendor relationships. Coordinates and prepares daily deposits, cash reconciliations, and reports.

Revenue

Records the receipt of all revenues received by the City, including utility billing, delinquencies, business licenses, and miscellaneous accounts receivable. Monitors and pursues delinquent accounts. Provides customer service for utility services, which includes starting and stopping services, updates to utility accounts, and complying with legislative bills and municipal code regarding utilities. Leads and participates in updates to the City’s Municipal Code referencing financial rules and regulations.

Treasury

Manages and oversees the City's investment portfolio in accordance with adopted policies and plans, including preparing cash flow projections, identifying appropriate investment vehicles and timeframes, and allocating interest earnings among funds in accordance with generally accepted accounting principles; administers the City's banking services contracts; coordinates project financing and administers debt service obligations in accordance with bond covenants.

2024-2025 Accomplishments

- The Finance Department was fully staffed for the first time in years, with newer additions including Finance Director, Assistant Finance Director, and Accounting Manager.
- Completed backlog of audits, including FY 2023 and FY 2024 Audits.
- Overhaul of Fiscal Year 2024-25 Annual Budget process and document.
- Fund balances are now being monitored on a regular and normal basis.
- The ClearGov fiscal transparency application has been updated for FY 2025.
- ClearGov Capital Improvement Program and Capital Outlay modules were launched.
- Two debt issuances against the City's first bonded CFD, 2023-1 Villa Ticino West.
- Caught up on backlog of AB 1600 (Mitigation Fee Act) annual reports.
- Measure Q was passed by the voters.
- Filled vacancies in key positions.
- Evaluated current fee structures and rates.
- Continued to pursue revenue-enhancement efforts.
- Participated in various training opportunities.
- Updated Senior Discount Program for Utilities.
- Updated the City's Reserve Policy.
- Implemented new Water & Waste Water Rates.
- Implemented new General Cost Allocation Plan.
- Adopted FY 26 Annual Budget.
- The City of Manteca's Finance Department has expanded outreach through Facebook Live sessions with Police, Fire, Engineering, and Public Works, providing real-time updates and fostering direct community engagement to enhance transparency.

2025-2026 New Goals & Priorities

- Implement the FY 2026 Annual Budget.
- Implement and administer the new Measure Q Budget and Long-Range Plan.
- Implement new Vehicle Replacement and Internal Service Fund Plan.
- Update Citywide Master Fee Schedule.
- Administer a new Senior Discount Program for Utility customers.
- Launch 5-Year CIP through ClearGov.
- Continue implementation of Badger Smart Water Meters for residents.
- Continue updating key Financial Policies and Procedures.
- Continue evaluating and participating in various fee studies.
- Finish implementing ClearGov: full launch including staff training and public outreach.
- Complete and issue FY 2025 Audit.
- Refunding (Refinancing) of current Water and Wastewater Debt.
- Continuing to pursue revenue-enhancement efforts.
- Address pension and OPEB (analysis and solutions).
- Participate in various training opportunities.
- Bond Issuance for new Police Department Building.

Expenditures by Category

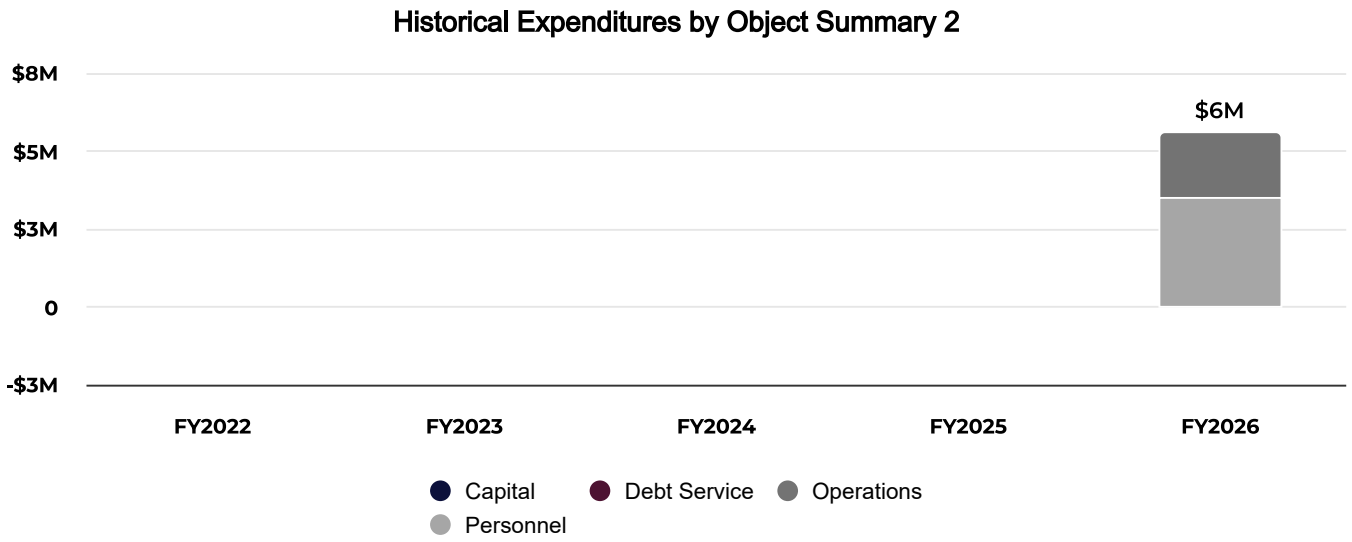

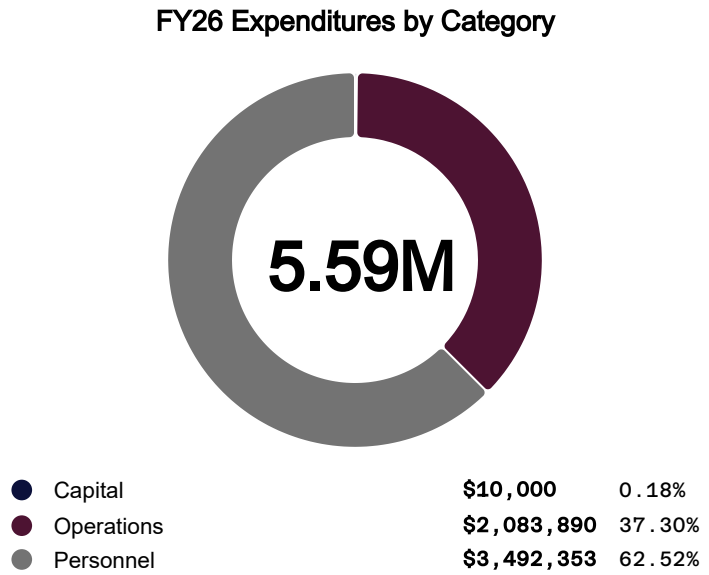

Expenditures by Category

Category	FY 2022 Actuals	FY 2023 Actuals	FY 2024 Actuals	FY 2025 Amended Budget	FY 2026 Budgeted
Personnel					$3,492,353
Operations					$2,083,890
Capital					$10,000
Debt Service					-
Total Expenditures					**$5,586,243**

Fire Department

Department Description

The Fire Department is responsible for protecting the lives and property of the citizens of Manteca. As a full-service fire department, it provides fire protection, emergency medical care, hazardous materials' response, community risk reduction, water rescue, and emergency operations preparations and oversight. The three primary department functions are Administration, Operations and Prevention.

Organizational Structure

Fire

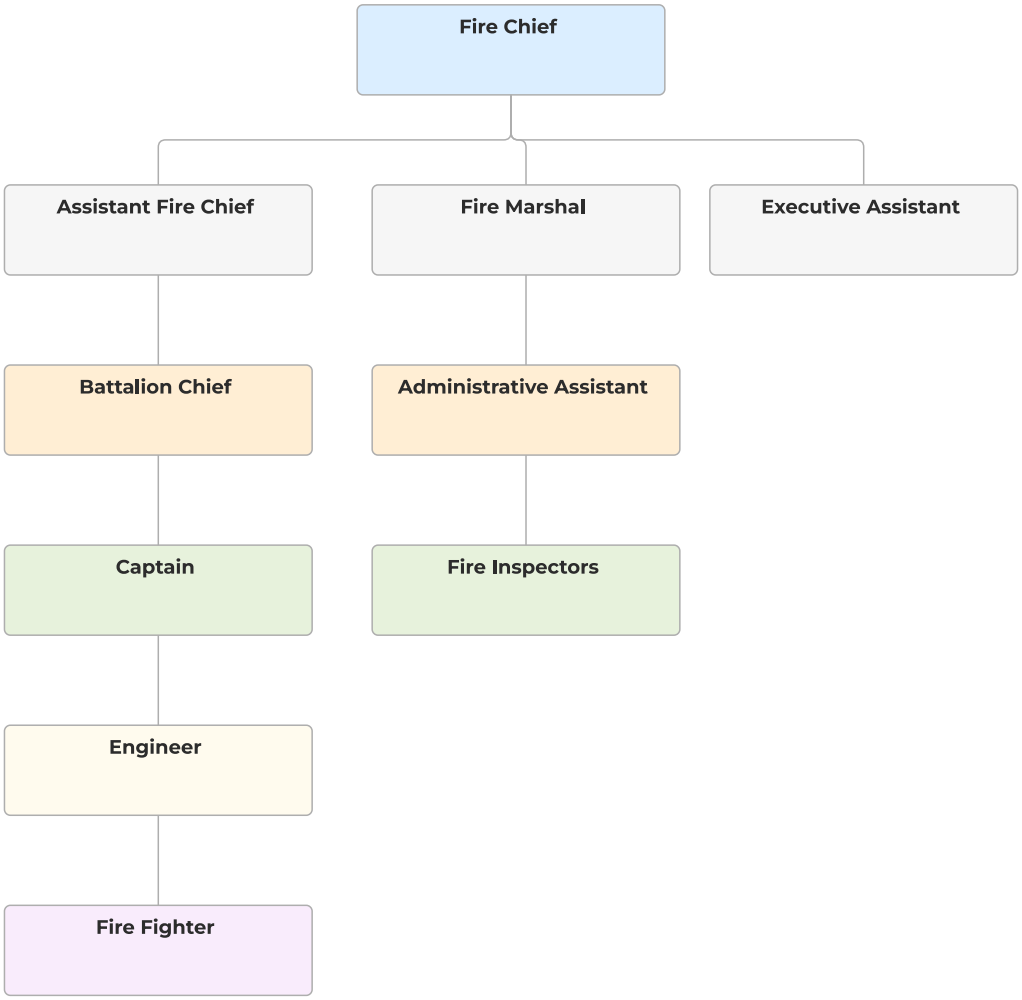

Department Position Listing

Department	Approved FY 2024-25 FTE's	Proposed FY 2025-26 FTE's	Increase (Decrease)
Fire Department			
Administrative Assistant I	1	1	0
Assistant Fire Chief	1	0	-1
Battalion Chief - Measure M	3	3	0
Deputy Fire Chief	0	2	2
Executive Assist Public Safety	1	1	0
Fire Captain	12	12	0
Fire Captain - Measure M	3	3	0
Fire Chief	1	1	0
Fire Inspector II	2	2	0
Fire Marshall	1	1	0
Firefighter	6	6	0
Firefighter - Measure M	9	9	0
Firefighter Engineer	12	12	0
Firefighter Engineer-Measure M	3	3	0
Fire Total	**55**	**56**	**1**

Department Functions

- Administration is responsible for the day-to-day administration of the activities and regulations of the Manteca Fire Department. The responsibilities include budget preparation and control, purchasing, personnel management, employee health and safety, record keeping, facilities management, information and press releases, and clerical management. Administration provides for and manages several important functions of the Department, including department-wide training, cost-recovery, grant writing, and maximizing the department's volunteer programs.
- Prevention actively reduces the likelihood of fire, burns, and environmental emergencies, and mitigates the potential severity of events that do occur. Safety and prevention is accomplished through plan review, inspection of buildings and premises, monitoring and regulating the storage, handling and use of hazardous materials, preparing and revising laws and codes, public education, fire investigation, and the enforcement of all fire and life safety-related regulations.
    - Operations is responsible for the most traditional elements of the Department's mission by managing the emergency response component and associated resources of the Fire Department. This Division provides for a constant state of readiness and provides 24-hour emergency response to a variety of emergencies including, but not limited to, fires, medical, vehicle accidents, hazardous materials, and public assistance. Personnel resources include 45 full-time firefighters (including Fire Captains) as well as a cadre of Reserve Firefighters. Other vital resources essential to the emergency response component of the department include vehicles and equipment, communications and dispatch, and many other support functions. For example, the Operations Division's functions also include the implementation of fire prevention practices such as hazard abatement, pre-fire planning, and public education. Similarly, when not engaged in emergency response, operational personnel provide logistical support in the areas of facility preservation, communication equipment maintenance, and apparatus upkeep and repair.

2024-2025 Accomplishments

- Filled all Fire Suppression full-time positions.
    - 15 Captains
    - 15 Engineers
    - 15 Firefighters 5 new hires started online in 2024
- Replacement hires for retirees and terminations.
- Held two one-month academies for new full-time firefighters.
- Hired 14 reserves and held an academy for the new reserves.
- Promoted one position to Fire Engineer.
- Collaborated with HR to schedule and design a Captain's promotion for 2025.
- Trained all Fire personnel to drive Tiller Apparatus.
- Certified personnel in Autism Awareness and treatment.
- Conducted Voluntary Comprehensive Wellness Exams for employees:
    - EKG Stress Tests
    - VO2 Max
    - Sonogram of vital organs for tumors or plaque
    - Cancer Screening
    - Fit for Duty Exams
- Brought the Public Safety Annex to full operability.
- Certified individuals as drone pilots as a start-up to our drone program.
- Placed OES 4306 in service a Type III engine provided by Cal-OES.
- Placed OES 4114 in service a Type I engine provided by Cal-OES.
- Placed fully equipped Tiller Truck 241 in service.
- Replaced aged out rescue ropes and equipment.
- Upgraded all companies to electric / battery-operated "Jaws of Life".
- Replaced out of service Trench and Confined Space Rescue Equipment.
- Shoring equipment for updated standards.
- Approved funding and purchase of a new Type I Fire Engine to arrive Q1-2025.
- Awarded contract for Radio Infrastructure.
- Multiple demo engines have recently been made available to us for purchase at a greatly reduced price. Staff is working with Finance to secure funding for an immediate purchase.
- Launched our Autism Decal program in partnership with the Police Department. These decals can be placed in windows at home or on a vehicle to advise first responders that someone inside has Autism.
- Several firefighters helped with the annual Thanksgiving Dinner at Golden West School.
- 2024 Incident Data:
    - Total Incidents - 11,295 (470 Fire Calls; 7,412 EMS Calls, and 3,413 Other Calls)
- 2024 Temporary Resident Data:
    - Total Incidents - 909 (173 Fire Calls, 502 EMS Calls, and 234 Other Calls)

2025-2026 New Goals & Priorities

- Complete Fire Fee Update.
- Implement Fire Station No. 6 site design.
- Continue work on the Fire Communications System.
- Continue mutual aid assistance with City of Ripon.

Expenditures by Category

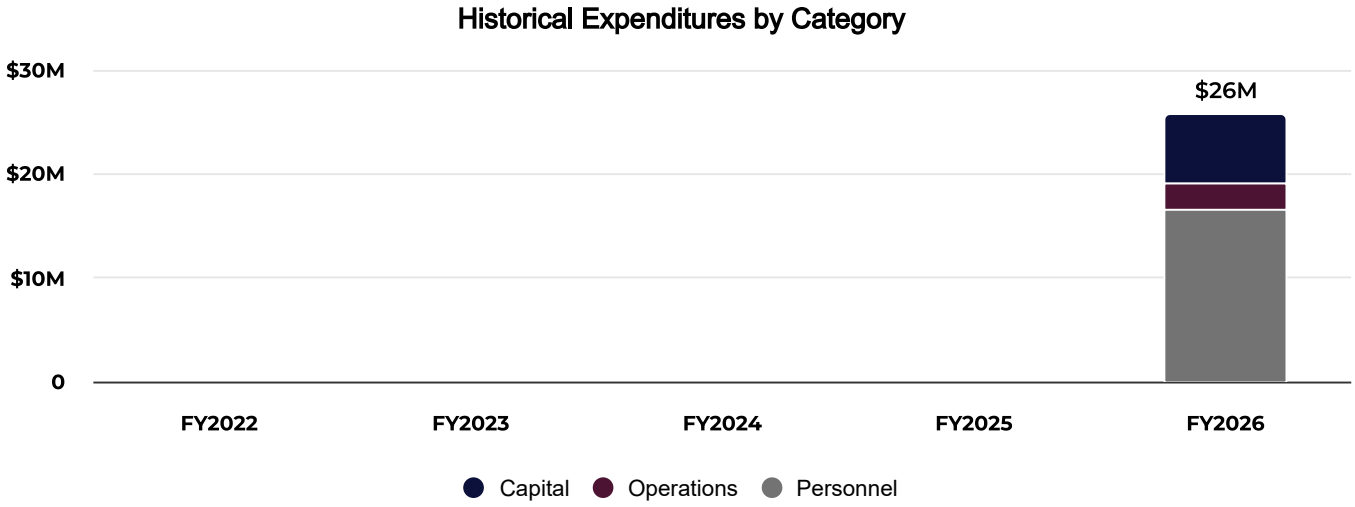

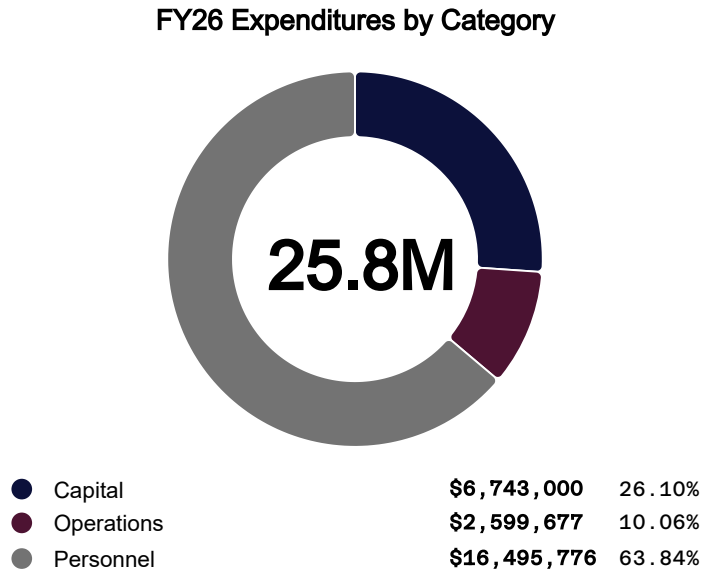

Expenditures by Category

Category	FY 2022 Actuals	FY 2023 Actuals	FY 2024 Actuals	FY 2025 Amended Budget	FY 2026 Budgeted
Personnel					$16,495,776
Operations					$2,599,677
Capital					$6,743,000
Total Expenditures					**$25,838,453**

Human Resources



Department Description

The Human Resources Department (HR) houses the Human Resources, Payroll, and Risk Management Divisions.

The Human Resources Division ensures qualified individuals are recruited to fill vacant positions, trained to successfully perform the functions of the job, and retained by providing a healthy work/life balance while offering development opportunities for future growth. These functions are important to assisting the community and providing critical services to the residents of Manteca. In support of this program, the HR team is responsible for administering the City's personnel information system, salary and compensation programs, employee benefits administration, recruitment and selection, employee and labor relations, training and development, policy development, classification, and compensation, as well as equal employment opportunities. The Division provides consultation and advice to leaders, supervisors and front-line employees regarding human resources issues including performance management, corrective actions, workforce planning, as well as interpretation of policies and collective bargaining agreements (MOUs).

The Payroll Division is responsible for the salary and benefits administration throughout the City in support of all employees (full-time and part-time), council members, and commissioners.

The Risk Management Division is responsible for supporting a safe work environment for employees and a safe city for community members and visitors. The Division administers safety training and OSHA-mandated programs, workers' compensation, and liability insurance programs, as well as responds to community and employee safety concerns. Our goal is to minimize accidents and the adverse effects of unpredictable events.

Organizational Structure

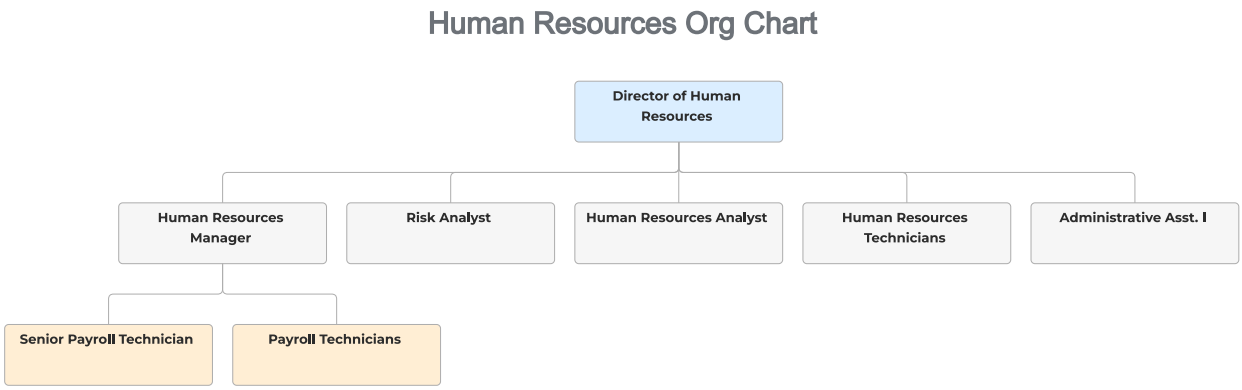

Department Position Listing

Department	Approved FY 2024-25 FTE's	Proposed FY 2025-26 FTE's	Increase (Decrease)
Human Resources			
Administrative Assistant I	1	1	0
Human Resources Analyst	1	2	1
Human Resources Director	1	1	0
Human Resources Manager	1	1	0
Human Resources Technician	2	1	-1
Payroll Technician	2	2	0
Risk Analyst	1	1	0
Senior Payroll Technician	1	1	0
Human Resources Total	**10**	**10**	**0**

Department Functions

Employee and Labor Relations

Provide employees and leaders with work-related issue resolution through consultation, advice, performance management and training. Work to resolve issues regarding changes in labor laws, collective bargaining, and grievance processes. It also encompasses oversight of performance evaluations and ongoing review and maintenance of personnel rules, regulations, policies and procedures.

Recruitment and Selection

Creation and management of job advertisements, administration of the online recruitment system, coordination with all departments for recruitment, testing and candidate selection.

Benefits Administration

Oversight of medical, dental, vision and retirement benefits, including supplemental retirement, deferred compensation and 401(a) programs. Adherence to and the appropriate application of the Family Medical Leave Act (FMLA), California Family Rights Act (CFRA) and disability policies and program administration.

Payroll Administration

The Payroll Division administers salaries and benefits for all City employees, including full-time and part-time staff, council members, and commissioners. Its key responsibilities encompass processing paychecks, withholding taxes, ensuring legal compliance, managing reimbursements, handling garnishments and child support, processing payroll adjustments, and overseeing the withholding and remitting of deductions.

Training and Development

Direct Citywide employee training to meet recommended, statutory, and regulatory requirements through the use of the Employment Risk Management Authority (ERMA) and training via the inter-agency consortium.

Workers Compensation

Process and advise on employee injury claims and recommend adjustment or other action. Promote opportunities that encourage employees to return to work while minimizing time lost.

Liability Claims Administration

Review and process general liability claims against the City and recommend action. Actively participate in the Municipal Pooling Authority to ensure that insurance provisions provide adequate resources to cover losses without unduly burdening the City's finances.

Safety Training

Maintain a city-wide safety program inclusive of all OSHA and state-required training. Training is recommended and/or mandated by program and discipline and may be required on an annual, bi-annual, or other periodic basis.

Classification and Compensation

Oversee and maintain the City's compensation plan and job classification system.

Americans with Disabilities Act (ADA) Compliance and Review

Provide accessibility options for all of our services to all of our community members and visitors citywide. Oversight of the Citywide ADA transition plan compliance and administration.

2024-2025 Accomplishments

- Completed 53 Neogov requisitions/recruitments for full-time positions.
- 71 new hires were processed, including part-time positions.
- 32 promotions processed.
- 33 reclassifications processed.
- Hosted Annual Health & Safety Fair and On-Site Flu Shots.
- Met and Conferred with bargaining units on proposed updates to personnel policies (55 policies); in progress/nearing finish line.
- Offered employee development training opportunities, including supervisory training and safety training.
- Participated in the University of the Pacific (UOP) Engineering school job fair and Manteca High School Career Fair.
- Payroll Completed Projects: Fire FLSA 2-year audit; W-2 Corrections 2023; Tyler New World Logos Patch Update; Executime Timekeeping System workflow creation; CalPERS Audit; responded to a multitude of financial audit requests;Salary Schedule updates.
- The HR Department made several staff changes, including promotions and new hires; most notably, the HR Director and HR Manager positions.

2025-2026 New Goals & Priorities

- Finalize policies with unions; roll-out and publish city-wide.
- Implement a California law requiring workplace violence training.
- Citywide Classification and Compensation Study - RFP submissions were received in February 2025.
- Negotiations, in preparation for expiring labor contracts.
- OPEB cost analysis and solutions; and update unions during negotiations.
- ADA Transition Plan - continuous work and policy updates required; extend contract with consultant to ensure compliance and continued receipt of Caltrans and Department of Transportation (DOT) funding.
- Continue to evaluate and/or enhance the City's benefits package.

Expenditures by Category

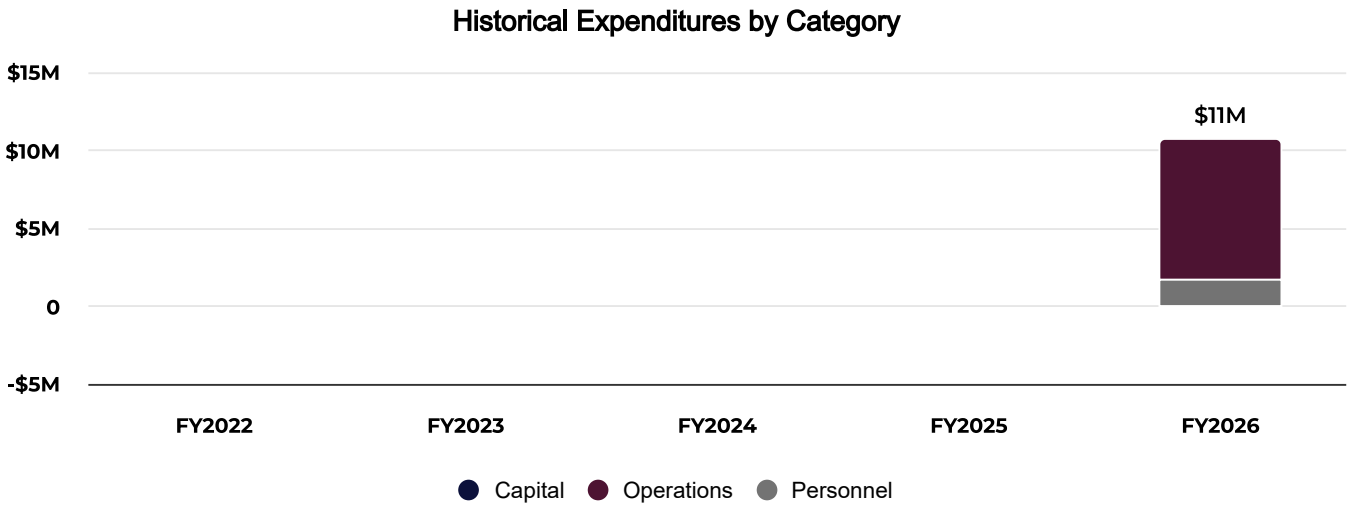

FY26 Expenditures by Category

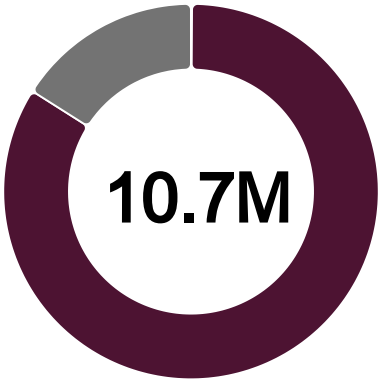

Capital	**$10,000**	0.09%
Operations	**$9,017,445**	83.90%
Personnel	**$1,720,748**	16.01%

Expenditures by Category

Category	FY 2022 Actuals	FY 2023 Actuals	FY 2024 Actuals	FY 2025 Amended Budget	FY 2026 Budgeted
Personnel					$1,720,748
Operations					$9,017,445
Capital					$10,000
Total Expenditures					**$10,748,193**

Information Technology

Department Description

The Department of Information Technology & Innovation drives the City forward with secure, reliable, and forward-thinking technology solutions that enhance operations and public services. As we strengthen our foundation, we strategically embrace innovation—modernizing systems, optimizing processes, and improving service delivery where it matters most. With a holistic approach, we focus on future-proofing technology and implementing sustainable, adaptable solutions that support long-term success.

Our Operations and Applications teams provide a resilient and adaptable technology environment, safeguarding City assets while strategically exploring advancements that enhance efficiency and service delivery.

Our Commitment to Service & Progress

- Customer-Driven Solutions: Delivering responsive, high-quality support to City staff and departments.
- Strengthening City Operations: Ensuring a secure, reliable, and scalable technology infrastructure.
- Optimizing Efficiency: Continuously refining processes to improve workflows and service delivery.
- Innovating with Purpose: Adopting new technologies to add value and long-term benefits.
- Future-Proofing Systems: Implementing adaptable solutions that evolve with the City's needs.
- Enhancing Transparency & Accessibility: Leveraging technology to improve communication and public engagement.
- Prioritizing Security & Resilience: Strengthening cybersecurity measures, protecting City assets, and ensuring data integrity.

By balancing stability with forward-thinking solutions, we are building a technology ecosystem that supports the City today while preparing for the opportunities of tomorrow.

Organizational Structure

Information Technology & Innovation Org Chart

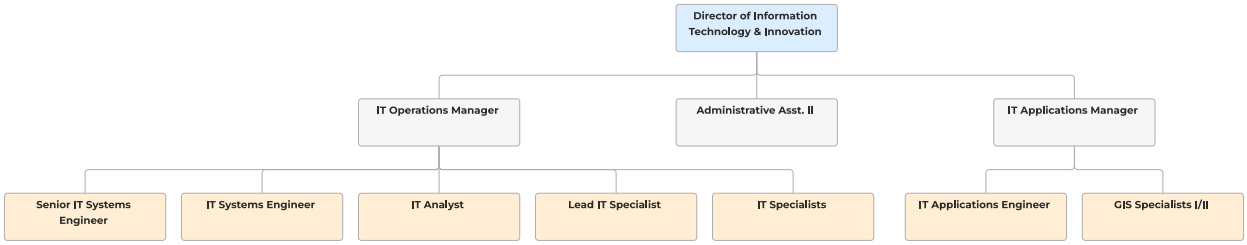

Department Position Listing

Department	Approved FY 2024-25 FTE's	Proposed FY 2025-26 FTE's	Increase (Decrease)
Information Technology & Innovation			
Administrative Assistant III	1	1	0
Director of IT & Innovation	1	1	0
GIS Specialist I	1	1	0
GIS Technician I	1	1	0
IT Analyst	1	1	0
IT Applications Engineer	1	1	0
IT Applications Manager	1	1	0
IT Operations Manager	1	1	0
IT Specialist	2	2	0
IT Systems Engineer I/II	1	1	0
Lead IT Specialist	1	1	0
Senior IT Systems Engineer	1	1	0
Information Technology & Innovation Total	**13**	**13**	**0**

Department Functions

Operations

- Provide reliable networking infrastructure and support for City staff.
- Manage and optimize the City's telecommunications systems.
- Provide responsive IT support and drive technology initiatives.
- Provide high-level data security, confidentiality, and integrity.
- Maximize system uptime and implement proactive disaster recovery solutions.
- Provide appropriate hardware, software, networking, and communications infrastructure.
- Provide hardware, software, and connectivity support for Public Safety.

Applications

- Manage Geographic Information Systems (GIS).
- Develop, manage, and maintain enterprise applications.
- Manage internal/external City websites.
- Manage and support citywide databases.
- Assess and manage citywide implementation of new software applications.
- Manage software/system upgrades and migrations.
- Assist with Public Safety software support.

2024-2025 Accomplishments

- MISAC Quality Award: received MISAC Quality Awards, recognizing excellence in IT practices, innovation, and service delivery.
- Office 365 Upgrade: upgraded to the latest Office 365 version to enhance collaboration tools, promoting teamwork and efficient workflows across all departments.
- Fiber Installation at Remote Sites/ Fiber Connection Upgrades: fiber was installed at all remote sites, significantly improving network speed, reliability, and data transfer efficiency; enhanced fiber connections at City Hall and remote sites, boosting network reliability and supporting increased data demands.
- FY 2024 State and Local Cybersecurity Grant Program (SLCGP): secured a competitive $250,000 CALOES cybersecurity grant, supporting critical initiatives such as a Cybersecurity and Disaster Recovery Plan, 24/7 Managed Services, Penetration Testing, and sustainable staffing.
- AI Policy Development: submitted the City’s Artificial Intelligence (AI) Policy to Human Resources for review by bargaining units.
- Data Center Upgrades: upgraded three data centers to the latest stable code, enhancing performance, security, and reducing downtime risks.
- Network Switch Upgrade: upgraded network switches with redundant power supplies to ensure continuous operation and improved network uptime.
- Police Dispatch UPS Battery System Upgrade: enhanced the UPS system for police dispatch to maintain continuous power during outages, ensuring operational readiness.
- Fire Department Upgrades: replaced end-of-life wireless modems, improved connectivity, reliability, and compatibility for firefighters in emergencies; implemented network redundancy at Fire Station 4 and between Manteca Fire and Stockton Fire to ensure uninterrupted communication during outages.
- Accela Project Support: provided implementation and integration support for Development Services and the Accela project, ensuring seamless transaction imports into New World for Finance.
- Badger Project Support: supported the implementation of the Badger project with Public Works to ensure accurate readings for Finance's billing processes.

2025-2026 New Goals and Priorities

- Implement IT Strategic Plan for Optimization and Innovation.
- Explore AI Integration for Enhanced City Services.
- Strengthen Cybersecurity & Data Protection Measures.
- Enhance Disaster Recovery & Business Continuity.
- Modernize Outdated IT Systems for Reliability & Performance.

Expenditures by Category

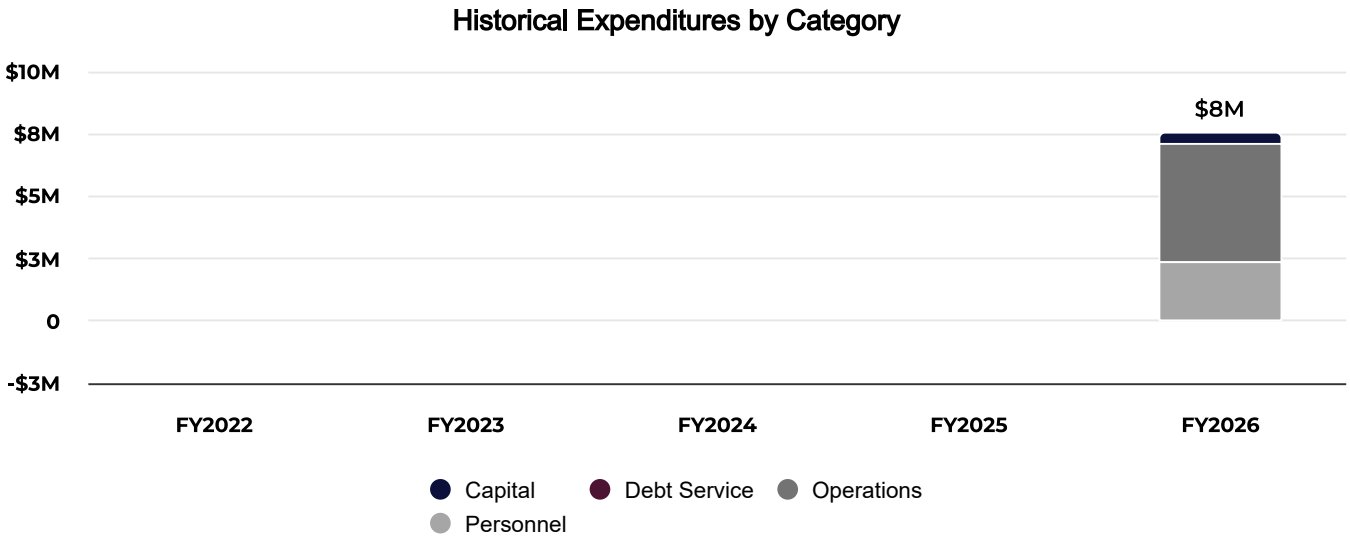

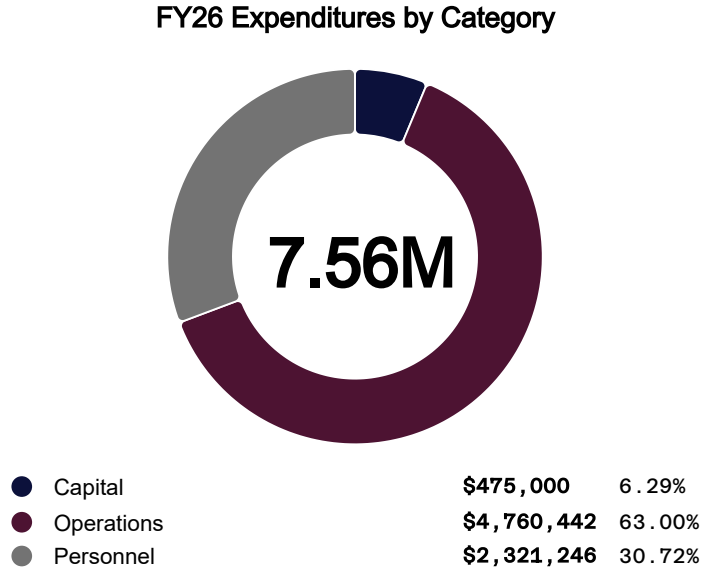

Expenditures by Category

Category	FY 2022 Actuals	FY 2023 Actuals	FY 2024 Actuals	FY 2025 Amended Budget	FY 2026 Budgeted
Personnel					$2,321,246
Operations					$4,760,442
Capital					$475,000

Category	FY 2022 Actuals	FY 2023 Actuals	FY 2024 Actuals	FY 2025 Amended Budget	FY 2026 Budgeted
Debt Service					-
Total Expenditures					**$7,556,688**

Police Department

Department Description

The Police Department serves the community while protecting the rights of all people. The Police Department is responsible for maintaining public order and safety, enforcing the law, and preventing, detecting, and investigating criminal activities. Officers patrol assigned areas and monitor activities to protect people and property. The Police Department has a variety of specialized units designed to support the overall operations and mission of the Department in serving our community. The Department aims to enhance crime suppression, leverage technology for operational efficiency, strengthen community outreach and input, promote beat/sector policing ownership, and collaborate with other City of Manteca departments and the community on shared initiatives.

Organizational Structure

Police Department Org Chart

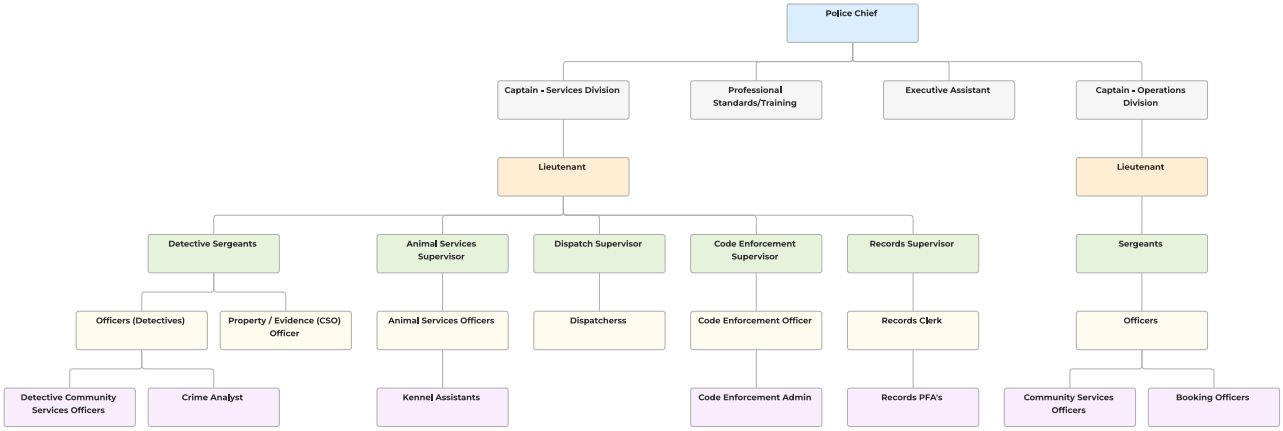

Department Position Listing

Department	Approved FY 2024-25 FTE's	Proposed FY 2025-26 FTE's	Increase (Decrease)
Police Department			
Administrative Assistant I	1	1	0
Animal Services Officer	3	3	0
Animal Services Supervisor	1	1	0
Booking Officer	2	2	0
Code Enforcement Officer	1	1	0
Code Enforcement Supervisor	1	1	0
Community Service Officer I	1	2	1
Community Service Officer II	4	4	0
Crime Analyst	1	1	0
Executive Assist Public Safety	1	1	0
Police Captain	2	2	0
Police Chief	1	1	0
Police Lieutenant	2	2	0
Police Officer	47	48	1
Police Officer - Measure M	18	20	2
Police Officer Trainee	1	1	0
Police Records Clerk I	1	1	0
Police Records Clerk II	4	4	0
Police Records Clerk Supervisor	1	1	0
Police Sergeant	8	8	0
Police Sergeant - Measure M	2	2	0
Property & Evidence Officer	1	1	0
Public Safety Dispatch Supervisor	1	1	0
Public Safety Dispatcher I	1	1	0
Public Safety Dispatcher II	11	11	0
Police Total	**117**	**121**	**4**

Department Functions

Patrol

Patrol consists of officers assigned to work-specific areas in the city to handle calls for service, deterring and detecting criminal activity, proactive patrol and enforcement, and focusing on addressing crime trends. The Community Resource Officers, School Resource Officers, and Community Service Officers assist Patrol operations.

Investigations

In-depth investigations are conducted by Detectives and the Street Crimes Unit (SCU) who comprise the Investigations Unit. The Detectives Unit investigates general crimes, which range from property crimes to crimes against persons. SCU comprises of both narcotics investigators and gang investigators. SCU investigates quality of life issues that impact Manteca, and they work special events along with supporting Detectives in their work as needed. The Organized Retail Crime Detective, Delta Regional Auto Theft Taskforce Detective, and AB109 Taskforce Detective are also part of the Investigations Unit.

Specialized Units

The police department has a variety of specialized units that are utilized for specific functions and needs. These specialty units include SWAT, Traffic Unit, Hostage Negotiations Team, Bomb Squad (EOD), UAS (Unmanned Aerial Systems) Unit, Mobile Field Force, Bicycle Patrol Unit, and Canine Unit. Code Enforcement, Animal Services, Records, Property/Evidence, and volunteers (SHARPs, Chaplains, and Explorers) all do work that is essential to the successful operation of the police department.

Communications Center

The police communications center is staffed by Public Safety Dispatchers who are responsible for answering all 9-1-1 calls, non-emergency calls, outside agency transfers, and all Manteca police radio traffic 24/7. The Dispatchers perform a variety of tasks which include records checks, confirming warrants, and are a resource for officers in the field.

Community Outreach

Building an effective partnership between the police department and those in our community is essential to the success of public safety. Various outreach programs and events assist in the goal of public safety and law enforcement being a shared responsibility between our department and the community.

2024-2025 Accomplishments

2024 Patrol Stats

- Total Incidents - 41,552 (30,429 Calls for Service; 11,123 Officer-Initiated Incidents)
- Police Reports Written – 6,022 and 356 Crash Reports
- Total Arrests – 2,230 (2,162 adults; 68 juveniles)
- Citations issued – 4,487

2024 Dispatch Stats

- Total 911 calls- 27,260
- Non-Emergency- 109,983 (84,097 inbound; 25,886 outbound)
- 99.66% of 911 calls are answered within 15 seconds.
- Reduced Priority One response times from 5:07 minutes to 4:11 minutes from dispatched time to arrival on scene.
- Provided threat-based response training for MUSD, City personnel, & others.
- Promoted staff after competitive testing process, showcasing leadership
- Officer Matt Smith received the Rotary Officer of the Year Award for his dedication to addressing the unhoused population and his role in passing the“No Loitering” City ordinance.
- MPD is now a Certified Autism Response Center and conducts training in recognition of Autism Awareness Month.
- Completed Strategic Plan for the Police Department.
- Participated in National Night Out and National Coffee with a Cop.
- Assisted 37 children with new rooms through the Healthy Rooms Project.
- Maintained a proactive zero-tolerance approach to gang and drug enforcement.
- Ensured timely responses to all service requests.
- Strengthened community ties through community-oriented policing, involvement, and outreach programs.
- Actively participated in the “Every 15 Minutes” campaign, educating high school students on the dangers of DUI.

2025-2026 New Goals and Priorities

- Animal Shelter Project utilizing federal funds.
- Implement new Police Department Headquarters design/infrastructure.
- Real-Time Crime Center utilizing federal funds.
- Re-implement the Citizen’s Academy and continue with Jr. CSI Academy and Chief’s Academy.
- Complete Patrol Staffing Analysis.
- Continue Flock ALPR and Red Light Cameras Program.
- Continue to maintain appropriate fleet levels, both marked and unmarked units.
- Multi-Agency Command Vehicle (Potential Federal Appropriation).
- AI-Assisted Body Worn Cameras (Axon Draft One & Axon M90).
- Speed analysis for traffic complaints & deployment of resources for community safety through Urban SDK.
- Continue seeking grant opportunities to augment City general fund expenditures.
- Continue to reduce response times from Priority One calls to 3:00 minutes. Currently, 4:11 minutes from call dispatched to arrival time.

Expenditures by Category

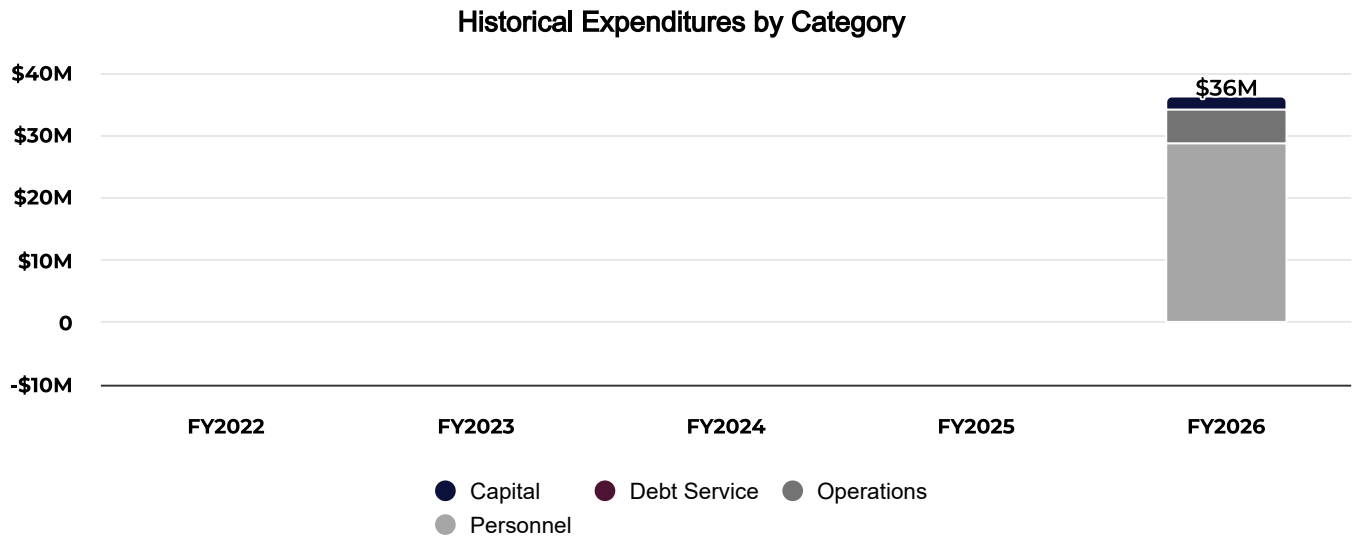

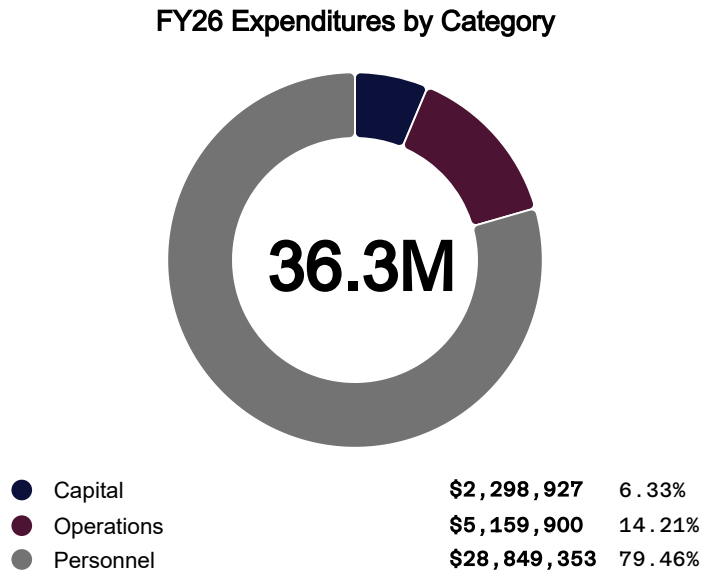

Expenditures by Category

Category	FY 2022 Actuals	FY 2023 Actuals	FY 2024 Actuals	FY 2025 Amended Budget	FY 2026 Budgeted
Personnel					$28,849,353
Operations					$5,159,900
Capital					$2,298,927
Debt Service					-
Total Expenditures					**$36,308,180**

Public Works

Department Description

The Public Works Department is a full-service department comprised of five different divisions: Administration, Operations & Maintenance, Transit, Solid Waste, and Water Resources.

The Public Works Department is committed to the continuance of extensive operational efforts, employee development, and the innovative use of technology. The department remains devoted to ensuring essential services meet and exceed regulatory requirements while providing high-quality customer service to both internal and external customers.

Technology-driven public outreach and education, such as the Government Outreach Portal (GO app), provide a pathway for residents to report infrastructure deficiencies such as potholes, water leaks, streetlights, sidewalks, and more. Residents currently have the option to call, email, and interact with Public Works on social media.

Organizational Structure

Public Works Org Chart

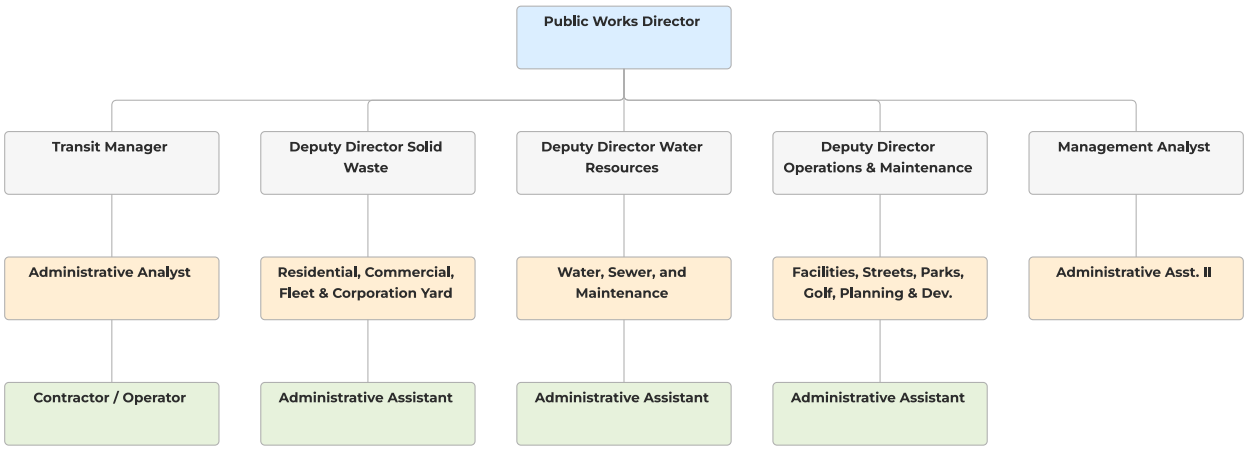

Department Position Listing

Department	Approved FY 2024-25 FTE's	Proposed FY 2025-26 FTE's	Increase (Decrease)
Public Works - Administration			
Administrative Assistant II	1	1	0
Deputy Director of M & O	1	1	0
Management Analyst	1	1	0
Public Works Director	1	1	0
Public Works - Administration Total	**4**	**4**	**0**
Public Works - Facilities			
Custodian I	2	2	0
Custodian II	2	2	0
Custodian Lead	1	1	0
Facilities Maint Engineer I	1	1	0
Facilities Maint Engineer II	1	1	0
Facilities Maint Manager	1	1	0
Senior Facilities Maint Engineer	1	1	0
Public Works - Facilities Total	**9**	**9**	**0**
Public Works - Fleet			
Administrative Assistant III	1	1	0
Fleet Maintenance Manager	1	1	0
Parts Inventory Specialist	1	1	0
Vehicle Equipment Tech Lead	2	2	0
Vehicle Equipment Technician I	1	1	0
Vehicle Equipment Technician II	2	3	1
Public Works - Fleet Total	**8**	**9**	**1**
Public Works - Parks			
Administrative Assistant III	1	1	0
Equipment Mechanic I	1	1	0
Equipment Mechanic II	1	1	0
Golf Course Supervisor	1	1	0
Landscape Maintenance Supervisor	1	1	0
Parks Planning & Development Manager	1	1	0
Parks/Golf Maint Lead Worker	2	2	0
Parks/Golf Maint Supervisor	1	1	0
Parks/Golf Maintenance Manager	1	1	0
Parks/Golf Maintenance Tech	4	4	0
Parks/Golf Maintenance Worker I	19	20	1
Parks/Golf Maintenance Worker III	1	1	0
Senior Landscape Technician	1	1	0
Urban Forestry Maint Technician	3	3	0
Public Works - Parks Total	**38**	**39**	**1**
Public Works - Sewer			
Administrative Assistant III	1	1	0
Environmental Compliance Inspect	1	1	0
Instrument Tech Electrician	2	2	0

Laboratory Supervisor	1	1	0
Laboratory Technician II	2	2	0
Laboratory Technician II	1	1	0
Laboratory Technician Lead	1	1	0
Lead Wastewater Plant Operator	0	1	1
Maintenance Planner/Scheduler	1	1	0
Senior Instrument Technician	1	1	0
Utilities Mechanic	5	5	0
Wastewater Collect System Supervisor	1	1	0
Wastewater Collections Worker Lead	1	1	0
Wastewater Maint Supervisor	1	1	0
Wastewater Maintenance Worker I	5	5	0
Wastewater Maintenance Worker II	2	2	0
Wastewater Maintenance Worker III	1	1	0
Wastewater Operations Manager	1	1	0
Wastewater Operations Supervisor	1	1	0
Wastewater Plant Maint Tech Lead	1	1	0
Water Plant Maintenance Worker I	1	1	0
Wastewater Plant Operator III	8	7	-1
Water Resources Coordinator	1	1	0
Water Resources Regulation Manager	1	1	0
Public Works - Sewer Total	**41**	**41**	**0**
Public Works - Solid Waste			
Administrative Assistant III	1	1	0
Customer Service Representative	3	3	0
Deputy Director PW Solid Waste and Flee	1	1	0
Solid Waste Compliance Specialist	1	1	0
Solid Waste Equip Operator I	5	5	0
Solid Waste Equip Operator II	6	6	0
Solid Waste Equip Operator III	25	25	0
Solid Waste Manager	1	1	0
Solid Waste Supervisor	1	1	0
Solid Waste Utility Worker	1	1	0
Solid Waste Worker Lead	3	3	0
Public Works - Solid Waste Total	**48**	**48**	**0**
Public Works - Streets			
Street Maintenance Equip Op I	5	5	0
Street Maintenance Equip Op II	4	4	0
Street Maintenance Equip Op III	2	2	0
Street Maintenance Manager	1	1	0
Street Maintenance Worker Lead	2	2	0
Traffic Sign & Marking Specialist	1	1	0
Public Works - Streets Total	**15**	**15**	**0**
Public Works - Water			
Administrative Assistant III	1	1	0
Deputy Director Water Resources	1	1	0
Lead Water Distribution Operator	0	1	1
Meter Reader I	2	2	0
Water Distribution Operator II	1	1	0

Water Distribution Operator III	8	7	-1
Water Distribution Supervisor	1	1	0
Water Meter Services Supervisor	1	1	0
Water Regulation Compliance Specialist I	1	1	0
Water Regulatory Coordinator	1	1	0
Water System Maint Worker I	3	3	0
Water System Maint Worker III	3	3	0
Water Treatment Operator Supervisor	1	1	0
Water Treatment Operator	2	2	0
Well Mechanic I	2	2	0
Public Works - Water Total	**28**	**28**	**0**

Transit

Administrative Analyst	1	1	0
Public Works Manager Transit	1	1	0
Transit Total	**2**	**2**	**0**

Department Functions

The Public Works Department comprises of many different divisions; Facilities Maintenance, Fleet Maintenance, Parks/Urban Forest, Park Planning and Projects, Solid Waste, Streets, Storm, Transit, Wastewater, and Water. Each division strives to provide expert, quality services to our customers and works proactively to respond to the needs and concerns of our community.

Facilities Maintenance

Preserves and improves the assets and operational effectiveness of City facilities, provides necessary technical trade and support services for all City departments, including preventive maintenance, emergency services, ongoing repairs, energy conservation, capital improvements, and custodial services seven days a week.

Fleet Maintenance

Performs comprehensive maintenance and repair of City vehicles and equipment and provides immediate response and expedited repair of critical equipment, with heavy emphasis on the Police, Fire, and Solid Waste fleet. The division maintains and repairs approximately 450 city vehicles and other mechanical assets.

Parks/Urban Forest

Dedicated to park beautification and maintenance, including playground inspections, graffiti removal, hardscape maintenance, sports field upkeep, irrigation management, and pest control for over 600 acres of neighborhood and community parks, the Tidewater Bike Path, Skate Park, swimming pool, and the 112-acre Golf Course. On-staff mechanics repair small and large equipment, including facility repairs, welding, fabricating, fence, and gate repairs.

Park Planning and Projects

Designs, plans, inspects, and manages projects related to Manteca parks (both new and existing developments), and other city departments, including interdepartmental coordination with capital projects budget preparation.

Solid Waste

Focuses on effective and efficient solid waste removal and diversion while providing the highest quality service to Manteca's ever-growing community. Staff frequently participate in school recycling presentations and offer free Community Clean-Up and Shredding events.

Street Maintenance

Maintains and repairs curbs, curb ramps, gutters, sidewalks, pavement, markings, and roadways. Makes and installs street signs and street legends. Operates and maintains streetlights and traffic signals in Manteca in coordination with contracted vendors.

Storm

Maintains storm lines and pump stations by keeping them clean and in good repair, ensuring storm water flows freely to the outlets to prevent localized street flooding. Outreach coordinators educate the public on water quality and conservation techniques. Education includes information on biodegradable and phosphate-free products and their impact on the environment.

Transit

Utilizing federal funding, this division provides Fixed Route service and Dial-A-Ride programs; provides outreach programs to encourage youth ridership and informs the community of the available mobility options. It uses Intelligent Technology Systems such as Automatic Vehicle Location (AVL), Automated Passenger Count (APC), and Automatic Voice Annunciation (AVA) to alert riders of bus schedules. Transit staff oversee the Transit Center and rental of the facility. Transit's Event Hall hosts a multitude of events, from private events to city training.

Wastewater

Applies operational and administrative techniques and methods to the City's wastewater collection, treatment, and disposal systems to ensure compliance. The State-Certified in-house laboratory performs sampling and analysis in support of City services. Biogas, created as a by-product in the anaerobic digestion of sewage sludge, is collected, cleaned, and compressed into renewable compressed natural gas, which is used to fuel City and public vehicles.

Water

Provides adequate water supply, treated to required standards, for consumption, irrigation, industry, recreation, and firefighting needs. Measures water consumption by customers for accurate calculation of water bills. Maintain proper operation of the distribution system and its components to provide uninterrupted water flow with minimal water leakage.

The Public Works Department remains committed to the continuance of extensive planning efforts, employee development, and the innovative use of technology. The department remains committed to ensuring essential services meet and exceed regulatory requirements while providing high-quality customer service to both internal and external customers.

Technology-driven public outreach and education, such as the Government Outreach Portal, provide a pathway for residents to report infrastructure deficiencies such as potholes, water leaks, streetlights, sidewalks, and more to staff. Residents currently have the option to call, email, and interact with Public Works on social media.

2024-2025 Accomplishments

Transit

- Fixed Route Ridership: Up 18% from last year.
- The 2024 Federal Transit Administration (FTA) Triennial Review was successfully completed with no findings.
- Acquired 2 New Compressed Natural Gas (CNG) Transit Buses.
- Acquired an electric van and installed a charging station at the Transit Center.
    - First electric van for Dial-a-Ride service.
- Youth Ridership: 20,979 trips in 2024.
- Total Ridership increased in 2024: Fixed Route total was 76,231 and the Dial-A-Ride total was 9,399.
- Achieved successful CHP inspection with no findings.
- Held a successful “Stuff the Bus” event during the Thanksgiving holiday in 2024.

Facilities Maintenance

- Facilities Driveway Project completed.
- Replace roof, flooring and HVAC Systems at Water Quality Control Facility (WQCF) Facility.
- Replace rotting support beams at the Civic Center.
- Replaced multiple aging HVAC systems at Civic Center.
- Install new flooring at Transit Center.
- Completed interior renovations for multiple city facilities.
- Replaced kitchen exhaust system at Golf Clubhouse.
- Completed numerous projects at 555 Industrial Park Dr to prepare for the opening of the Navigation Center.
- Cleaned over 150,000 square feet of buildings each month within the city.

Streets

- 2,000 Linear Feet of asphalt was replaced on Spreckles Ave.
- Downtown Yosemite ARPA Paving Project.
- 124 Sycamore ARPA Parking Lot Project.
- S Main St Alley Paving ARPA Project.
- 1,200 linear feet of asphalt replacement S Main St.
- Removed traffic bulbs to increase traffic flow and parking for downtown businesses.
- 172 various asphalt repair projects.
- Repaired a total of 185,700 sq. ft. of potholes.
- 32 tons of asphalt was used to fill potholes.
- 216 streetlights were repaired.
- Sidewalk Replacement: 1,475 Linear Feet.
- Number of sidewalk repairs/replacements: 58.
- Number of lifted sidewalks repaired utilizing Precision Concrete Cutting: 998 lifts/ 4,087 Linear ft.
- Leaf Collection performed in tonnage: 426
- Crack Sealing Completed: areas include Union West, Roberts Estates, Cotta, Trailwood, Del Webb, Union Ranch East

Wastewater

- Treated 3.1 billion gallons of wastewater.
- Produced and used 89,000 Diesel Gallon Equivalent (DGE) of Compressed Natural Gas.
- Treated 27.4 million gallons of sludge (processed wastewater solids).
- Two construction projects are underway to help with capacity. Two additional projects start this year.
- 364,577 feet of sewer lines were cleaned.
- 1.4 million pounds of nitrogen removed from wastewater.

- 9.3 million pounds BOD removed from wastewater.
- 80,730 feet of sewer lines CCTV.
- All wastewater operator positions now hold Grade III level certification or better, which is journeyman to mastery levels.
- All collection operator positions now hold Grade I certification or better.
- Smart cover sensors proactively installed prevented more than 5 Sanitary Sewer overflows.
- Fabrication and Installation of a Barscreen at Vanderbuilt Circle Stormwater Pumpstation to prevent damage to pumps and improve the reliability of the station.
- Upgraded all exterior lights at the WQCF to efficient LED fixtures. All work was done internally by WQCF staff.
- Received awards for CWEA Supervisor of the Year, Collections Operator of the Year, Wastewater Operator of the Year, and Mechanical Technologist of the Year (sweeping the regional awards for the 2nd straight year).
- New roof installation at three Storm Drain Pump Stations to preserve telemetry, pumps, motors, controls, and programmable logic computers (PLC's).
- Repaired 19 Storm Drain Pumps throughout the City. These upgrades were crucial in the recent success of the storm drain system.
- Upgrade of Vueworks Computerized Maintenance Management System (CMMS).

Wastewater Laboratory

- Passed all performance testing to maintain Environmental Laboratory Accreditation Program (ELAP) Certification to ensure that water and wastewater samples may be processed and analyzed internally. This is paramount in providing water and wastewater service because there is a significant cost savings and ensures the quickest test results, so staff may take appropriate action.
- Passed the first ever TNI (The NELAC Institute) Laboratory audit, becoming one of the first laboratories in the region to ensure compliance and maintain its certification with the state.
- Water Resources Laboratory analyzed a combined 17,896 reportable samples of water and wastewater.
- Continued the Fats, Oil, & Grease (FOG) Inspection Program for Food Service Establishments (FSE) and conducted 77 food service inspections and 11 industrial pre-treatment inspections as well as issuing 19 new FOG permits and 2new Industrial permits.

Water

- Utilized 191.6 MG of recycled water in lieu of using treated and finished potable drinking water for landscape irrigation, wastewater treatment plant process water and construction use.
- Completed 73 stormwater outfall inspections, 16 stormwater hot spot inspections, and 16 illicit discharge investigations.
- Processed 246 water conservation rebates.
- Expanded the “Butt to Watts” cigarette recycling program with cigarette butt collection containers installed at various City locations and several hotels. The collected cigarette butts are taken to a facility for incineration where the heat produced is utilized to create electricity.
- Conducted public education outreach at 12 community events giving out 1,387 children’s educational packets and 6,676 adult educational packets on stormwater pollution prevention, water conservation, and wastewater awareness for FOG and What Not to Flush.
- Continued focus on water meter replacement to achieve an Automated Metering Infrastructure (AMI) with Badger Beacon. The advanced analytics provide useful data for water conservation.
- Rebuilt Well 13, which was burnt down due to vandalism, adding to the water system’s production capacity.
- Atherton tank tri-annual dive inspection completed.
- Replaced a soft start motor starter on Well 14 with a variable frequency drive, creating increased reliability to the water system.
- Distributed 4.52 billion gallons of potable drinking water to customers.
- Collected 10,214 drinking water samples and had no detections of bacteria in drinking water.
- Repaired 128 water leaks, responded to 449 after-hours water emergencies, managed the testing of 2,070 backflow prevention devices, exercised 1,296 water valves, investigated 1,550 calls for service, installed 945 New Water Meters, and completed 3,971 work orders generated by the Finance Department.

Parks

- Approved Design for Woodward Splash Pad.
- Installed a cricket pitch at Doxey Park.

- Golf Course improvements:
  - 8,990 sand traps raked
  - 7,560 greens mowed
  - 5,454 greens cups cut
  - 5,880 acres of fairways mowed
  - 175 yards of kiln dried sand applied to greens
  - 39 electric irrigation valves replaced
  - 77 golf tournaments hosted
- Park Maintenance:
  - 648 playground inspections completed
  - 360 yards of playground safety surfacing installed
  - 9,951 hours of turf maintenance completed (mowing, edging, etc.)
  - 3,882 hours of irrigation repairs and inspections/adjustments
  - 441 government outreaches completed
  - 746 trees pruned
- Numerous Community Events assisted (Pumpkin/Street Festivals, Christmas @ the Center, Arbor Day, Earth Day, Memorial Day, Cultural Events, Farmers Market, Concert/Movies in the Park, etc.).
- LMD/CFD
  - 4,676,697 sq ft of streetscape and park turf maintained.
  - 2,188,070 sq ft of landscape beds are maintained.
  - 84 pre-emergent applications were made.
  - 408 playground inspections.
  - 770 yards of playground fiber were installed in 9 parks.
  - 310 yards of deco mulch installed at 6 landscape districts.
  - 5 pour in place pads sealed at 3 parks.
  - 20 landscape districts were replanted.
  - 72,000 dog bags used.

Solid Waste

- Implemented 3-cart weekly collection.
- Hosted four district clean-up events, and set dates for 2025.
- Lead all other departments in the social media outreach.
- Hosted two shred-it events.
- Procured lease-to-own garbage trucks to maintain weekly collection.
- Finalized contract with Routeware.
- Michael Bowers was recognized as the Public Works Employee of the 1st Quarter.
- City crews conducted bi-weekly street sweeping across over 300 miles to keep roadways clean and prevent debris from entering storm drains.

Fleet Maintenance

- Zachary Teunissen was recognized as the Public Works Employee of the 2nd Quarter.
- Sixty-one vehicles successfully passed the Government Fleet Smog Check Program.
- Forty-seven commercial trucks were registered in 2024, fully compliant with the California Clean Truck Check Program. All testing was conducted in-house using California Air Resources Board (CARB)-compliant software, and two technicians are certified with CARB licenses. Thirty-five pieces of equipment were purchased in 2024, including patrol vehicles, light-to-medium duty trucks, off-road vehicles, fire apparatus, and commercial trucks.
- A total of 2,312 work orders were opened and closed, covering maintenance and repairs. This process included ensuring accountability for maintenance, repairs, inventory invoicing, and outsourced services. All of this was achieved while managing

limited resources on both the technical and administrative teams within our Fleet Division.

2025-2026 New Goals and Priorities

- Citywide Street Project Updates - paving, crack sealing, high viability thermoplastic application
- Water Bottle Filling Stations - determine locations
- Vehicle Replacement Plan
- Implement Routeware - routing software for solid waste
- Implement robust Solid Waste Safety Program
- Procure long-term contracts with facilities for municipal solid waste, recycling and organics that include food-waste
- Complete the standardizing all the residential carts
- Continue education and outreach efforts in the community
- Monthly social media podcasts on Public Works information
- Design Guideline Updates - Parks / utilities - last updated 2017
- Update Park Planning User Fees
- Fencing and Sidewalk on Crom Street
- Deliver outstanding ride experiences for Fixed Route Service and Dial-A-Ride to expand routes and increase youth ridership
- Increase route frequency on high ridership routes
- Continue working with San Joaquin Regional Rail Commission (SJRRC) on the Transit Center Parking Lot Expansion Project.
- Locate property for Manteca's Transit Bus Yard.
- Implement a structured pre-trip process to streamline operations, reduce delays, and enhance overall fleet management.
- Strengthen recruitment efforts to onboard additional technicians, ensuring we return to full capacity for the maintenance program and minimize service disruptions
- Transition away from reliance on fuel islands by exploring and implementing alternative fueling systems, improving both efficiency and sustainability
- Continue optimizing the maintenance program to reduce costs, improve efficiency and response times, and enhance equipment performance.
- Reduce the amount of annual water loss through advanced metering analytics, hydrant check valves, recording of quantity of water flushed for water quality purposes, and ensure meter accuracy.
- Maintain a minimum of 40 PSI at all times throughout the water distribution system.
- Reduce energy consumption through infrastructure improvements and gains in operational efficiency, such as installing variable frequency drives.
- Continue to upgrade and enhance water well and treatment sites.
- Reduce energy consumption through water resources infrastructure improvements and gains in operational efficiency.
- Increase reliability of critical infrastructure to ensure continuance of operations.
- Ensure National Pollutant Discharge Elimination Systems (NPDES) Permit compliance throughout the year and continue working on NPDES Permit update and Report of Waste to Discharge Permit update.
- Expansion of Industrial Pre-Treatment and Fats, Oils, Grease (FOG) programs and continued public outreach efforts.
- Continue to improve and upgrade storm pumps, pump stations, drain inlets, and lines.

Expenditures by Category

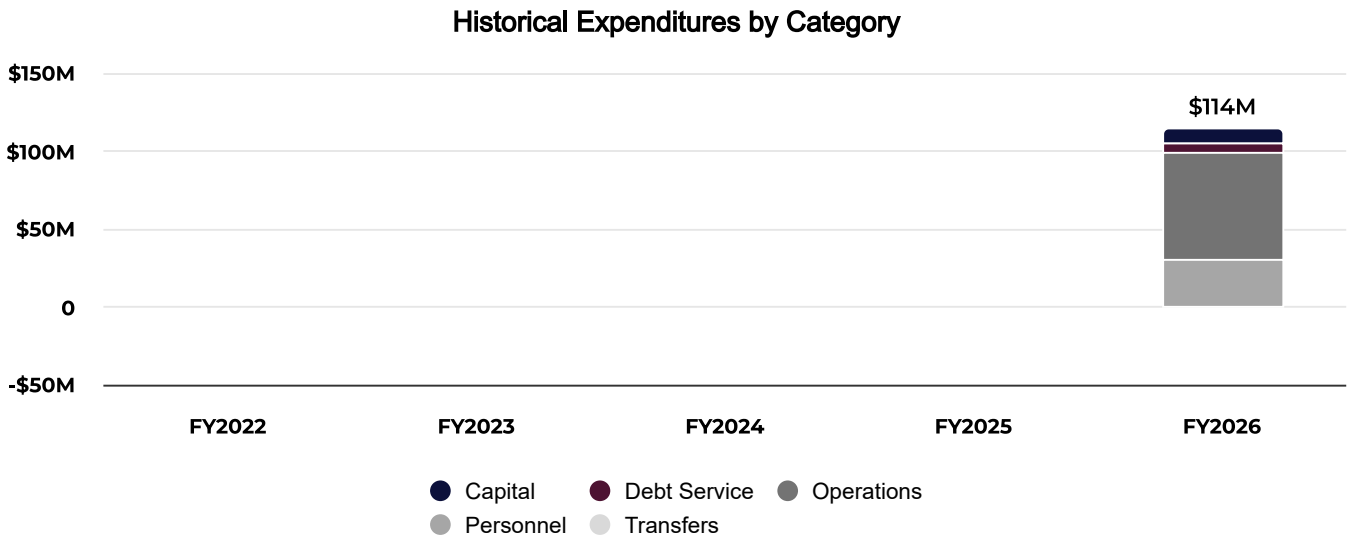

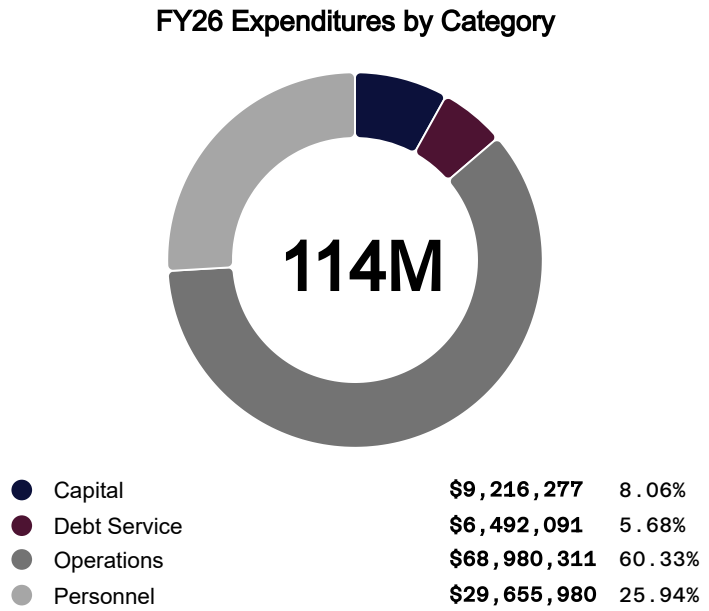

Expenditures by Category

Category	FY 2022 Actuals	FY 2023 Actuals	FY 2024 Actuals	FY 2025 Amended Budget	FY 2026 Budgeted
Personnel					$29,655,980
Operations					$68,980,311
Capital					$9,216,277
Debt Service					$6,492,091
Transfers					-
Total Expenditures					**$114,344,659**

Recreation & Community Services

Department Description

The Recreation and Community Services Department's mission is to enhance the lives of residents of all ages through diverse recreational activities. Its core functions encompass recreation services, senior services, organizing special events and community outreach initiatives, and managing library services.

Organizational Structure

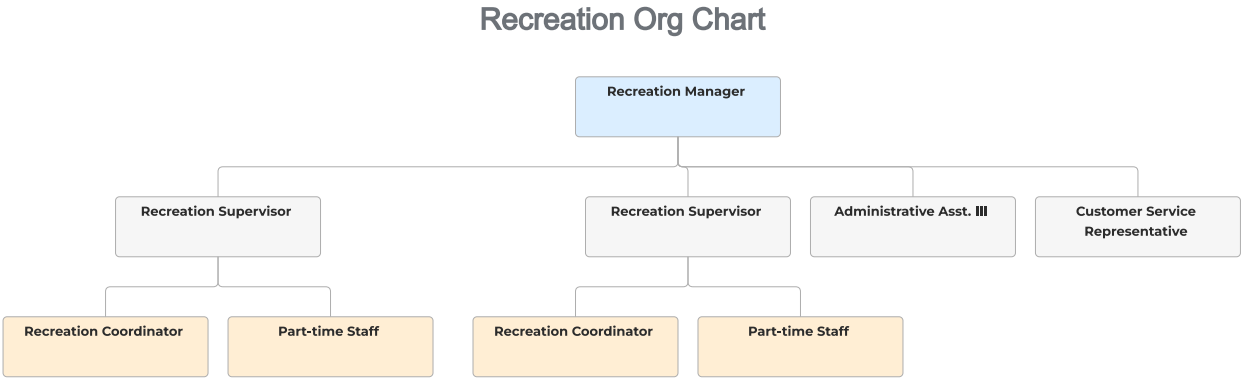

Department Position Listing

Department	Approved FY 2024-25 FTE's	Proposed FY 2025-26 FTE's	Increase (Decrease)
Recreation & Community Services			
Administrative Assistant III	1	1	0
Customer Service Representative	1	1	0
Recreation Coordinator	2	2	0
Recreation Services Manager	1	1	0
Recreation Supervisor	2	2	0
Recreation & Community Services Total	**7**	**7**	**0**

Department Functions

Recreation Services

Plans, executes, and assesses a diverse range of activities aimed at enhancing the lives of youth, teenagers, and adults within our community. This includes organizing youth and adult sports leagues, preschool programs, inclusive programs, day camps for youth, an Expanded Learning Opportunities Program (ELOP) partnership with the Manteca Unified School District (MUSD), enrichment programs, aquatics programs including swim lessons, dedicated teen programs, and cultural arts events. Additionally, the department is responsible for promoting these programs and services through various channels such as brochures, social media platforms, news releases, presentations, and acting as a liaison with the community.

Oversees the administration of recreation and park facilities, including scheduling and coordination with MUSD, nonprofit organizations, sports groups, private parties, and managing parks maintenance. Cultivates and manages partnerships and facility-use agreements with strategic partners, including the BMX Track, Golf Course Clubhouse, Community Garden, Tennis Center, Poet Laureate Program, Mobile Food Truck Program, MUSD, concessionaires, local nonprofits, and vendors.

Furthermore, it provides administrative support to various commissions and committees, including the Recreation and Parks Commission, Youth Advisory Commission, Senior Advisory Committee, Mayor's Committee on the Arts, and Friends of Manteca Parks and Recreation Foundation.

Senior Services

Manages the day-to-day operations of the Manteca Senior Center, offering a variety of programs tailored to seniors in leisure, education, and social services. Responsibilities encompass overseeing the Senior Center's facility, supervising both paid and volunteer staff, planning and coordinating programs, conducting needs assessments, handling marketing and budgeting tasks, fundraising efforts, and coordinating facility usage. Program offerings range from Trips-n-Tours, health and fitness classes, craft sessions, special events, dances, drop-in activities, and nutrition programs to fundraisers, volunteer opportunities, educational workshops, social service assistance such as paralegal services, as well as information and referral services.

Special Events/Community Outreach

Plans and orchestrates major special events for the City while fostering partnerships with community non-profits for various collaborative initiatives. Manages volunteer coordination, facility usage, and maintains close collaboration with advisory groups and community partners. Takes the lead in organizing, staffing, and executing citywide events such as the Independence Day Celebration and Fireworks, Park-A-Palooza, Halloween Trunk-or-Treat, Social Dances, National Night Out, Specialty Dances, Movies in the Park, Food Truck Events, Swing For Youth Golf Tournament, Holiday Tree-Lighting, Christmas at the Center, For Kids' Sake Community Breakfast, Water Safety Day, Father-Daughter Dances, Mother-Son Dances, Music on Maple, as well as overseeing grand openings, dedications, and various community engagement activities.

Library Services

The Manteca branch of the San Joaquin County Library System operates through joint funding from the City of Manteca, the City of Stockton, and San Joaquin County. Its primary mission is to curate, categorize, and interpret materials in various formats to cater to the diverse needs of the community. Serving as a hub for connecting people and ideas, the Manteca Library offers resources for residents of all ages to explore educational, civic, business, and personal interests. The library also provides tax preparation aid. It is structured to accommodate individuals ranging from preschoolers to senior citizens, spanning various educational backgrounds and socio-economic statuses, as well as diverse cultural and ethnic groups, including English-speaking, non-English-speaking, and multilingual communities. Core functions encompass material acquisition, cataloging, lending across multiple formats, and provision of comprehensive reference materials covering a broad spectrum of subjects.

2024-2025 Accomplishments

Senior Center

- Health & Wellness Fair: 20 vendors, 2 speakers, 16 sponsors, serving ~200 seniors.
- New Programs: Launched Free Swap Day, themed Friday Night Bingo events, and Senior Canteen (offering affordable snacks & hygiene items).
- Expanded Events: Karaoke/DJ Dance moved to a more accessible time; Spaghetti Bingo transitioned to staff / prepared meals.
- Community Impact:
    - Angel Tree: provided gifts for 120 seniors.
    - For Kid's Sake: assisted 862 children, with 387 attending the Christmas Breakfast.
    - Volunteer Appreciation: honored 75+ volunteers, recognizing Patrick Malone as Volunteer of the Year.
- Facility Enhancements: secured ARPA funding for 20 new tables & 350 new chairs.
- Safety & Wellness: hosted the first "Safe & Secure" senior seminar in partnership with Cherie Sintes-Glover.

Community Events

- Culturally Inclusive Programming: Expanded events for Juneteenth, Hispanic Heritage Month, Dia de los Muertos, and introduced "Winter Around the World" at Christmas at the Center.
- New & Expanded Events:
    - New: Parky's Picnic, Go Skate Day Competition, Monster March.
    - Sold Out: Father/Daughter & Mother/Son Dances.
    - Inclusive Recreation: Launched Family Dance & reinstated Therapeutic Recreation Dances for special needs guests.
    - Music on Maple Enhancements: Added dance performances, car shows, new bands, and Recreation class demos. Expanded the event layout.
- Youth & Family Programming:
    - Expanded Kids Night Out with themed activities.
    - Launched character stations at Trunk or Treat.
    - Hosted two Movies in the Park.
- Skateboarding Initiatives:
    - Hosted the first Go Skateboarding Day Competition with pro skater Aaron Kyro.
    - Began free monthly Skateboard Workshops with a seasoned instructor.
- Infrastructure & Policy Improvements:
    - Established vendor/food truck registration policy & sponsorship opportunities.
    - Collaborated with multiple City departments for safe, well-organized events.

Youth Development & Contract Classes

- New & Expanded Offerings:
    - Re-launched Little People's Creative Play & Toddler Time, introduced Sensory Toddler Time.
    - Partnered with MUSD for summer & intersession contract classes.
    - Introduced a Junior Cooking Class, growing in popularity.

Facility & Special Projects

- Major Events & Additions:
    - Doxey Park Cricket Pitch Ribbon Cutting.
    - Second annual Park-a-Palooza at Woodward Park with additional bands and expanded activities.

- Citywide decorating competitions (Halloween: 29 entries, Christmas: 18).
- Our department remains committed to creating diverse, engaging, and inclusive recreational opportunities for the community.
- Recreation operations moved to the Senior Center. The Senior Center will launch Civic Rec.
- The Union Road tennis courts had two courts re-striped to allow for pickleball.

Youth Sports and Aquatics:

- Tiny Tots sports served 545 children combined for all sports (baseball, basketball, soccer, flag football).
- Aquatics served 2,269 participants combined for swim lessons.
- Youth Tennis served 228 children for tennis lessons and tennis camps.
- Jr. Giants served a total of 480 participants.
- NFL Flag Football had two seasons and combined served 326 participants.

2025-2026 New Goals and Priorities

- Recreation Master Plan & Fee Updates.
- Park & Facility Improvements (Working with Public Works - Parks Division)
    - Skate Park Design: Complete a design for a new Skate Park, evaluate and determine location and secure funding.
    - Northgate Park Playground Upgrades: Modernize playground equipment and add inclusive play equipment with community input.
    - Security Enhancements: Expand security lighting at Tony B. Marshall Park Pickleball Courts and evaluate other high-use park facilities.
    - Park User Fees & Facility Use Policy: Review and implement revised user and allocation policies and update fees.
- Community Garden & Mural Project: Strengthen partnership with Urban Greens to establish sustainable garden spaces and expand program and event partnerships. Working with other City Departments complete the beautification of the area with the addition of murals and other amenities.
- Update Facility Use Fees.
- Continue to evaluate and make recommendations of all Commissions and Committees within the Department (Youth Advisory Commission, Senior Advisory Committee and Recreation & Parks Commission).
- Create Capital Improvement Plans (CIP) that tie in with the Master Plan for aging recreation facilities including: Golf Course Clubhouse, Tennis Center, Northgate Community Park, Lincoln Community Park and Woodward Community Park, using the Master Plan Update as a roadmap.
- Obtain grant funding for recreation facilities and programs.
- Enhance and expand Recreation Department events.
- Increase community partnerships.
- Develop new external event partnership process.

Expenditures by Category

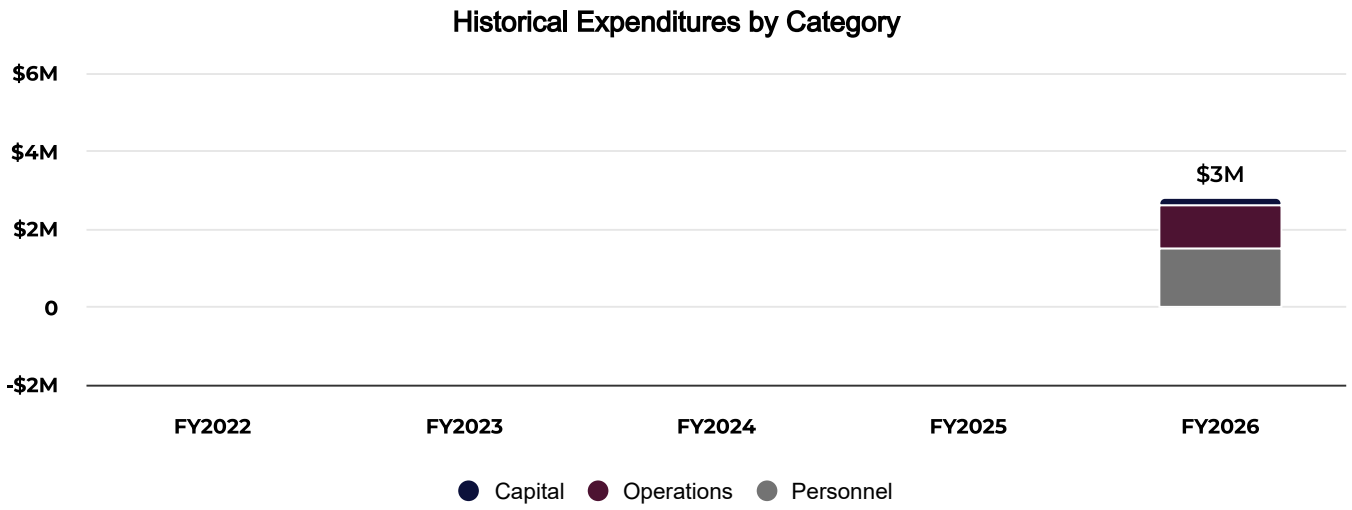

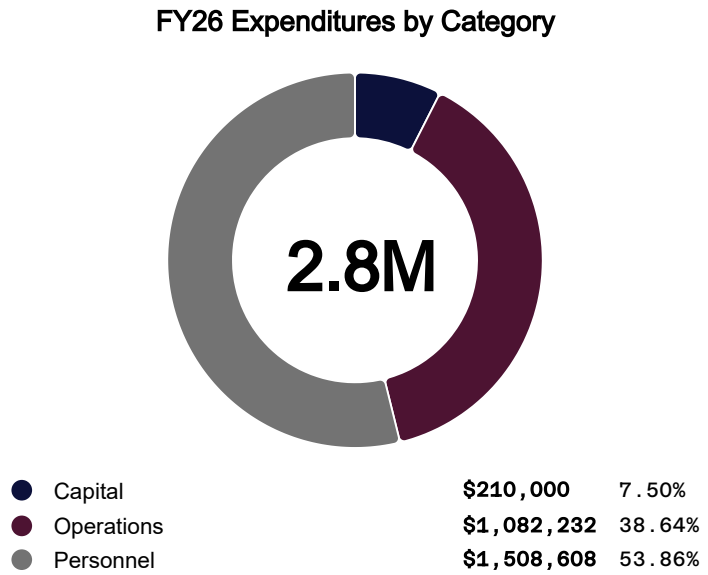

Expenditures by Category

Category	FY 2022 Actuals	FY 2023 Actuals	FY 2024 Actuals	FY 2025 Amended Budget	FY 2026 Budgeted
Personnel					$1,508,608
Operations					$1,082,232
Capital					$210,000
Total Expenditures					**$2,800,840**

Fund Summaries

The following sections highlight revenue and expenditure trends for major funds, along with context to help explain the changes.

Citywide Budgetary Fund Structure & Fund Summary

The City of Manteca's budget is organized into multiple funds, each serving a specific purpose to ensure transparent and effective management of public resources. These funds are grouped into three main categories:

1. General Fund:
The General Fund is the primary operating fund for the City. It finances essential services such as public safety, parks and recreation, community development, and administrative functions. Revenues in this fund mainly come from taxes, fees, and service charges.

2. Special Revenue and Capital Funds:
These funds are designated for specific purposes, often restricted by law or agreement. Examples include funds for transportation projects, community development grants, and capital improvement projects. They ensure that resources are used for their intended programs and infrastructure investments.

3. Enterprise and Internal Service Funds:
Enterprise funds operate city-owned utilities or services, such as water, sewer, and solid waste management, where revenues are generated from user fees. Internal Service Funds support city departments by managing shared services like fleet maintenance and information technology.

Each fund is budgeted separately, allowing for clear tracking of revenues, expenditures, and financial position. This structure supports sound financial management, accountability, and compliance with regulatory requirements.

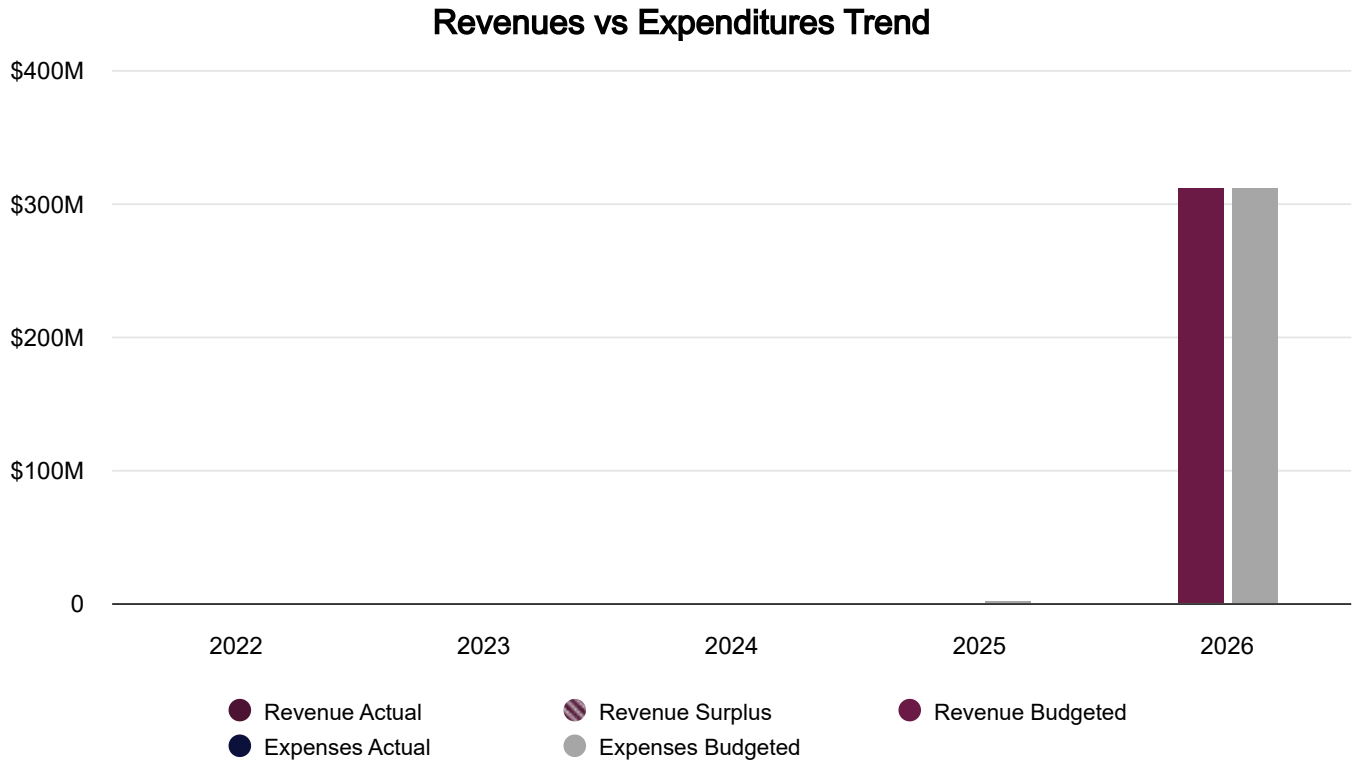

Comprehensive Fund Summary

Category	FY 2022 Actuals	FY 2023 Actuals	FY 2024 Actuals	FY 2025 Amended Budget	FY 2026 Budgeted
Beginning Fund Balance					**$291,573,862**
Revenues					
Tax & Franchise Revenues					$93,318,684
Licenses & Permits					$8,481,000
Intergovernmental					$31,438,513
Charges for Services					$138,508,268
Fines & Forefeitures					$1,690,800
Investment Earnings					$3,362,500
Other Revenues					$25,170,013
Transfers					$9,973,933
Total Revenues					**$311,943,711**
Expenditures					
Bene ts					$34,631,463
Professional Services					$26,878,270
Supplies					$29,635,362
Transfers Out					$9,973,933
Debt Services					$7,912,760
Other Financing Uses					-
Utilities					$8,041,437
Dues & Subscriptions					$471,655
Repairs & Maintenance					$6,038,656
Claims & Insurance					$14,217,257
Administrative Expenses					$26,527,434
Recreational Programs					$489,850
Capital Outlay					$16,794,137
Capital Improvement					$43,779,500
Other Adjustments					-
Salaries					$61,932,700
Legal Services					$661,000
Economic Development Programs					$451,052
Maintenance Agreements & Licenses					$4,331,418
Operating Fees					$8,891,239
Service Programs					$465,503
Personnel Services					$603,395
Debt Service					$5,392,041
PFIP Credit Reimbursement					$2,650,000
Depreciation					-
Total Expenditures					**$310,770,062**
Total Revenues Less Expenditures					**$1,173,649**
Ending Fund Balance					**$292,747,511**

Historical Revenue by Type

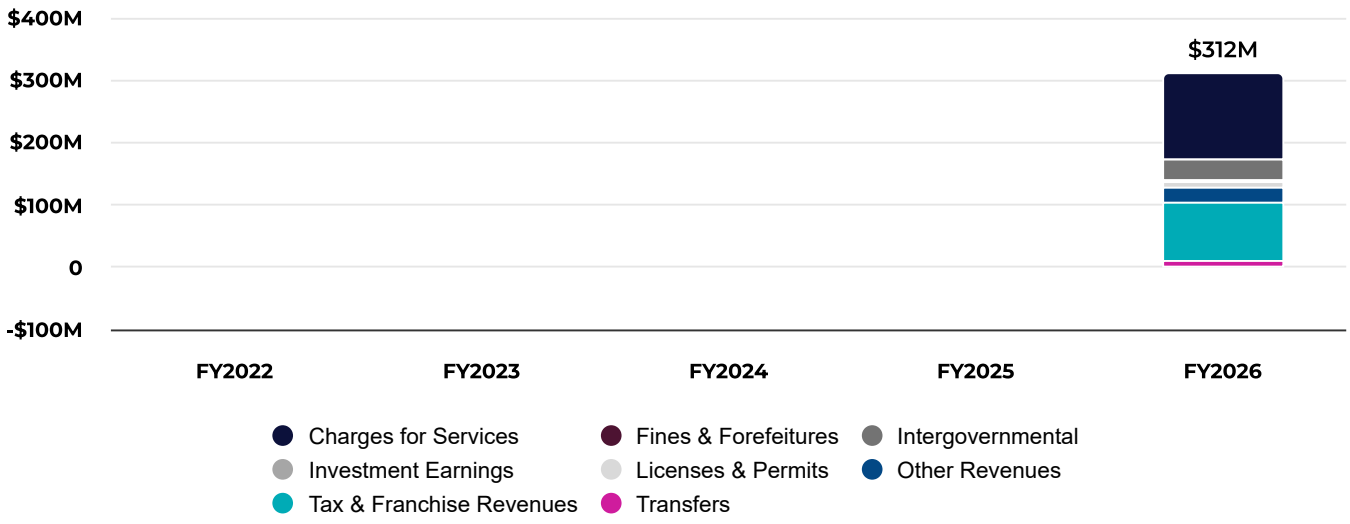

FY26 Revenues by Type

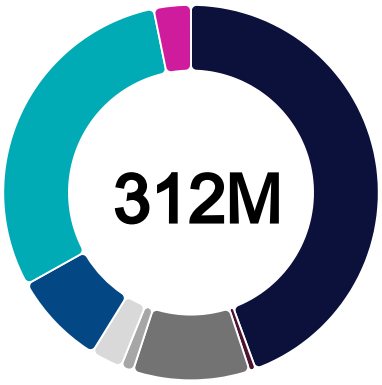

Charges for Services	$138,508,268	44.40%
Fines & Forefeitures	$1,690,800	0.54%
Intergovernmental	$31,438,513	10.08%
Investment Earnings	$3,362,500	1.08%
Licenses & Permits	$8,481,000	2.72%
Other Revenues	$25,170,013	8.07%
Tax & Franchise Revenues	$93,318,684	29.92%
Transfers	$9,973,933	3.20%

Revenues by Type

Category	FY 2022 Actuals	FY 2023 Actuals	FY 2024 Actuals	FY 2025 Amended Budget	FY 2026 Budgeted
Tax & Franchise Revenues					$93,318,684
Licenses & Permits					$8,481,000
Intergovernmental					$31,438,513
Charges for Services					$138,508,268
Fines & Forefeitures					$1,690,800
Investment Earnings					$3,362,500
Other Revenues					$25,170,013
Transfers					$9,973,933
Total Revenues					**$311,943,711**

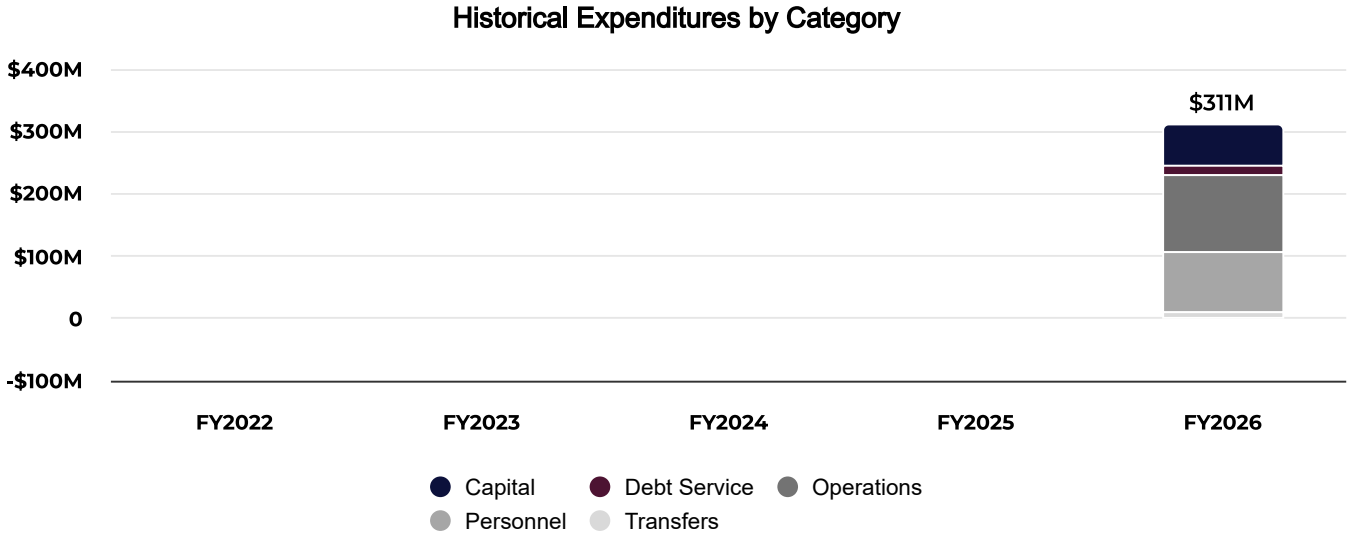

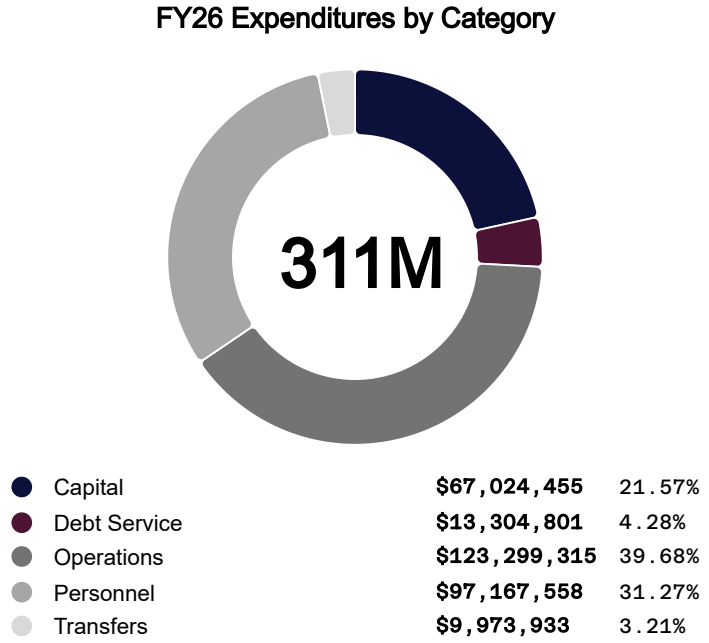

Expenditures by Category

Category	FY 2022 Actuals	FY 2023 Actuals	FY 2024 Actuals	FY 2025 Amended Budget	FY 2026 Budgeted
Personnel					$97,167,558
Operations					$123,299,315
Capital					$67,024,455
Debt Service					$13,304,801
Transfers					$9,973,933
Total Expenditures					**$310,770,062**

Fund 100 - General Fund

The General Fund captures all the general discretionary revenues of the City not specifically levied or collected for other City funds and related expenditures. The general fund accounts for all financial resources which are not accounted for in another fund. Major revenue sources are property taxes, sales taxes, franchise fees, motor vehicle in-lieu fees, and various charges for services provided. Services funded include police, fire, engineering, library, parks maintenance, and administration.

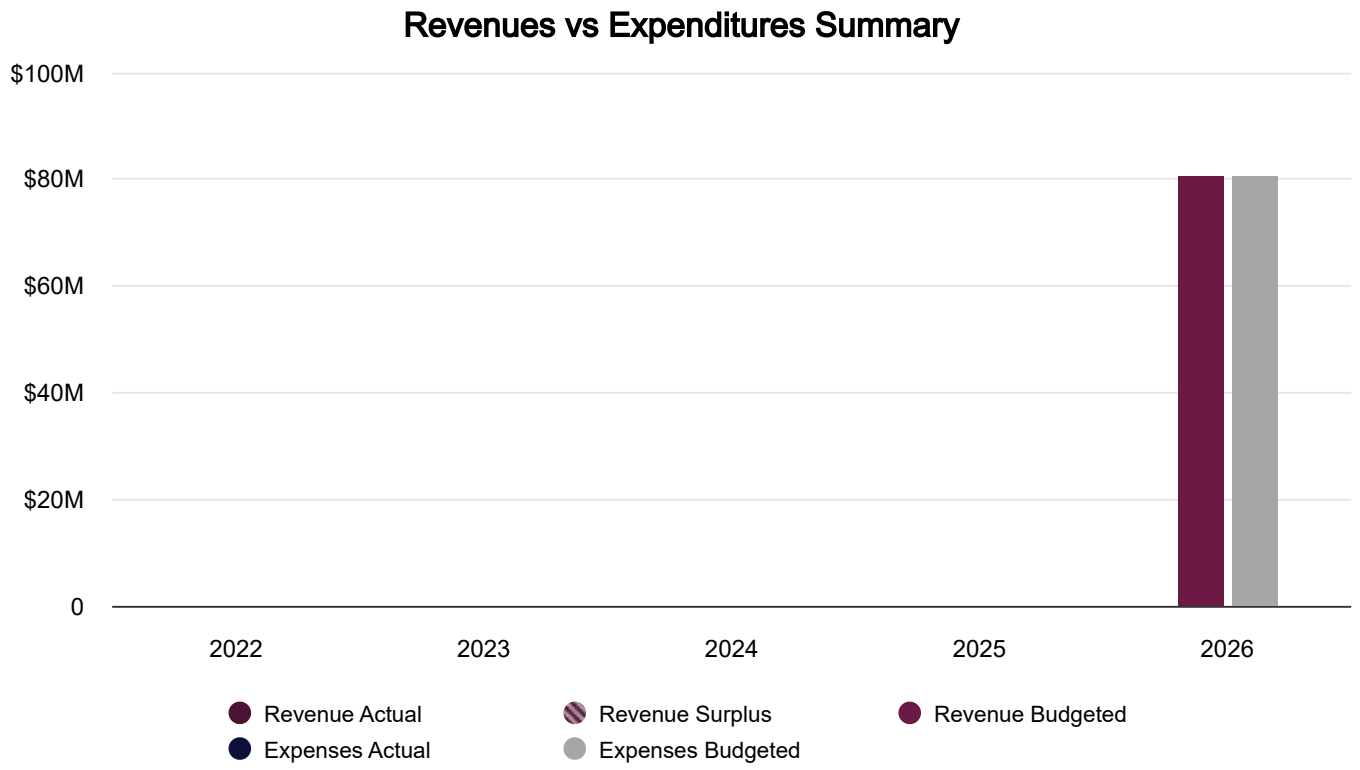

Comprehensive Fund Summary

Category	FY 2022 Actuals	FY 2023 Actuals	FY 2024 Actuals	FY 2025 Amended Budget	FY 2026 Budgeted
Beginning Fund Balance					**$33,504,722**
Revenues					
Tax & Franchise Revenues					$64,160,000
Licenses & Permits					$2,481,000
Intergovernmental					$645,000
Charges for Services					$8,996,882
Fines & Forefeitures					$1,690,800
Investment Earnings					$1,600,000
Other Revenues					$968,900
Transfers					-
Total Revenues					**$80,542,582**
Expenditures					
Benefits					$17,674,564
Professional Services					$5,798,579

Category	FY 2022 Actuals	FY 2023 Actuals	FY 2024 Actuals	FY 2025 Amended Budget	FY 2026 Budgeted
Supplies					$3,273,817
Transfers Out					$2,473,933
Debt Services					-
Utilities					$1,523,191
Dues & Subscriptions					$185,265
Repairs & Maintenance					$1,066,650
Claims & Insurance					$3,483,436
Administrative Expenses					$12,450,027
Recreational Programs					$255,000
Capital Outlay					$346,927
Capital Improvement					$164,000
Salaries					$30,909,764
Legal Services					$300,000
Economic Development Programs					-
Maintenance Agreements & Licenses					$486,360
Operating Fees					$96,400
Service Programs					$39,500
Personnel Services					$25,000
Total Expenditures					**$80,552,413**
Total Revenues Less Expenditures					**-$9,831**
Ending Fund Balance					**$33,494,891**

FY26 Revenues by Type

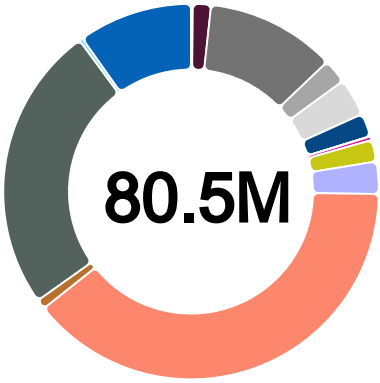

Animal Licenses	$126,000	0.16%
Business Licenses	$1,255,000	1.56%
Charges for Services	$8,996,882	11.17%
Fines & Forefeitures	$1,690,800	2.10%
Franchise Fees	$2,620,000	3.25%
Interest	$1,600,000	1.99%
Misc. Receipts	$32,000	0.04%
Misc. Reimbursement	$250,000	0.31%
Other	$1,497,000	1.86%
Other Taxes	$2,240,000	2.78%
Property Tax	$31,500,000	39.11%
Rebates	$900	0.00%
Rental of Property	$684,000	0.85%
Sales Tax	$19,900,000	24.71%
State/County Grants	$250,000	0.31%
Transient Occupancy Tax	$7,900,000	9.81%

Revenues by Type

Category	FY 2022 Actuals	FY 2023 Actuals	FY 2024 Actuals	FY 2025 Amended Budget	FY 2026 Budgeted
Federal Grants					-
State/County Grants					$250,000
Rebates					$900
Misc. Receipts					$32,000
Misc. Reimbursement					$250,000
Rental of Property					$684,000
Sale of Property					-
Property Tax					$31,500,000
Sales Tax					$19,900,000
Franchise Fees					$2,620,000
Transient Occupancy Tax					$7,900,000
Other Taxes					$2,240,000
Business Licenses					$1,255,000
Animal Licenses					$126,000
Other					$1,497,000
Charges for Services					$8,996,882
Fines & Forefeitures					$1,690,800
Interest					$1,600,000

Category	FY 2022 Actuals	FY 2023 Actuals	FY 2024 Actuals	FY 2025 Amended Budget	FY 2026 Budgeted
Market Value Change					-
Unallocated Investment Expense					-
Other Revenue					-
Transfers In					-
Total Revenues	**$62,585,978**	**-**	**$341,828**	**$56,240**	**$80,542,582**

FY26 Expenditures by Department

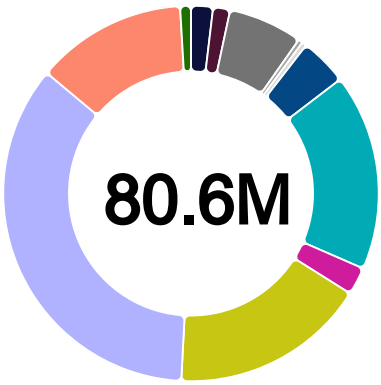

City Attorney	$1,522,675	1.89%
City Clerk	$1,184,604	1.47%
City Manager	$5,142,150	6.38%
Community Development	$300,000	0.37%
Engineering	$326,978	0.41%
Finance	$3,288,654	4.08%
Fire Department	$13,646,341	16.94%
Human Resources	$1,922,914	2.39%
Non Departmental	$13,608,350	16.89%
Police Department	$28,402,887	35.26%
Public Works	$10,460,624	12.99%
Recreation & Community Services	$746,236	0.93%

Expenditures by Department

Category	FY 2022 Actuals	FY 2023 Actuals	FY 2024 Actuals	FY 2025 Amended Budget	FY 2026 Budgeted
City Clerk					$1,184,604
City Manager					$5,142,150
City Attorney					$1,522,675
Human Resources					$1,922,914
Police Department					$28,402,887
Fire Department					$13,646,341
Recreation & Community Services					$746,236
Finance					$3,288,654
Community Development					$300,000
Public Works					$10,460,624
Engineering					$326,978
Non Departmental					$13,608,350

Category	FY 2022 Actuals	FY 2023 Actuals	FY 2024 Actuals	FY 2025 Amended Budget	FY 2026 Budgeted
Total Expenditures					**$80,552,413**

FY26 Expenditures by Category

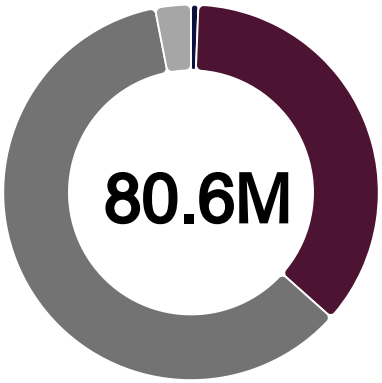

Capital	**$510,927**	0.63%
Operations	**$28,958,225**	35.95%
Personnel	**$48,609,328**	60.34%
Transfers	**$2,473,933**	3.07%

Expenditures by Category

Category	FY 2022 Actuals	FY 2023 Actuals	FY 2024 Actuals	FY 2025 Amended Budget	FY 2026 Budgeted
Personnel					$48,609,328
Operations					$28,958,225
Capital					$510,927
Debt Service					-
Transfers					$2,473,933
Total Expenditures					**$80,552,413**

Commentary

Revenues Commentary

- Sales tax revenue (excluding Measure Q) is projected to grow by 30%, driven by strong development and the opening of new businesses, despite challenges like weakened consumer confidence, price fatigue, and volatile gas prices.
- A new property tax agreement with the County and ongoing strong development in Manteca are driving increased property tax revenue projections.
- The projected 2.5% increase in Transient Occupancy Tax is mainly due to new hotels, with Great Wolf Lodge and Staybridge contributing significantly. However, revenue from Great Wolf Lodge is reduced by a tax-sharing agreement.
- A comprehensive cost allocation plan was completed, which slightly lowered the overhead allocation the General Fund receives from other funds.
- Franchise fees are expected to increase by 18%, primarily driven by inflation.
- A rise in Licenses and Permits revenue is expected due to growth in business licenses.
- The decrease in Public Safety Programs funding is primarily due to lower Fire Mutual Aid revenue, which depends on the severity of fire season. Fiscal Year 2024-25 received $1.6 million, while only $105,000 is budgeted for Fiscal Year 2025-26 due to the unpredictable nature of the fire season.
- General Fund revenues are expected to increase by 8% compared to the projected year-end for Fiscal Year 2024–25 due to strong development and growth.

Expenditures Commentary

- Five new full-time positions (Community Service Officer, two Patrol Officers and two Deputy Fire Chiefs) and one position reclassification are included.
- Removing one full-time position (Assistant Fire Chief).
- Operating costs are increasing by 3.8% ($1.1 million) from the Fiscal Year 2024-25 Amended Budget, driven by inflation, a $5 million rise in IT Fund contributions, a $1.2 million contribution to the new vehicle fund, and a $400,000 citywide classification and compensation study funded by the General Fund.
- A conservative amount of General Fund capital projects is proposed for Fiscal Year 2025-26. New projects include: Event Safety Barriers ($156K), Mellon Ave. Storm Drain Improvements ($100K), Chipper Truck ($70K), Woodward Park Turf Renovation ($64K), Axon body cameras ($61K), Mini Robot Upgrade ($30K), and Zoom Conferencing Systems ($30K), totaling $510,927.
- The fund balance for the General Fund also includes Asset Seizure (Fund 155) and Retiree Health Savings Plan Trust (Fund 920). Payroll Tax Benefit Allocation (Fund 880) was rolled into General Fund in Fiscal Year 2023-24.

Fund 105 - Measure Q

Measure Q is a 0.75% sales tax approved by Manteca voters in November 2024, effective April 1, 2025. Funds are dedicated to enhancing public services and infrastructure, including street and road maintenance.

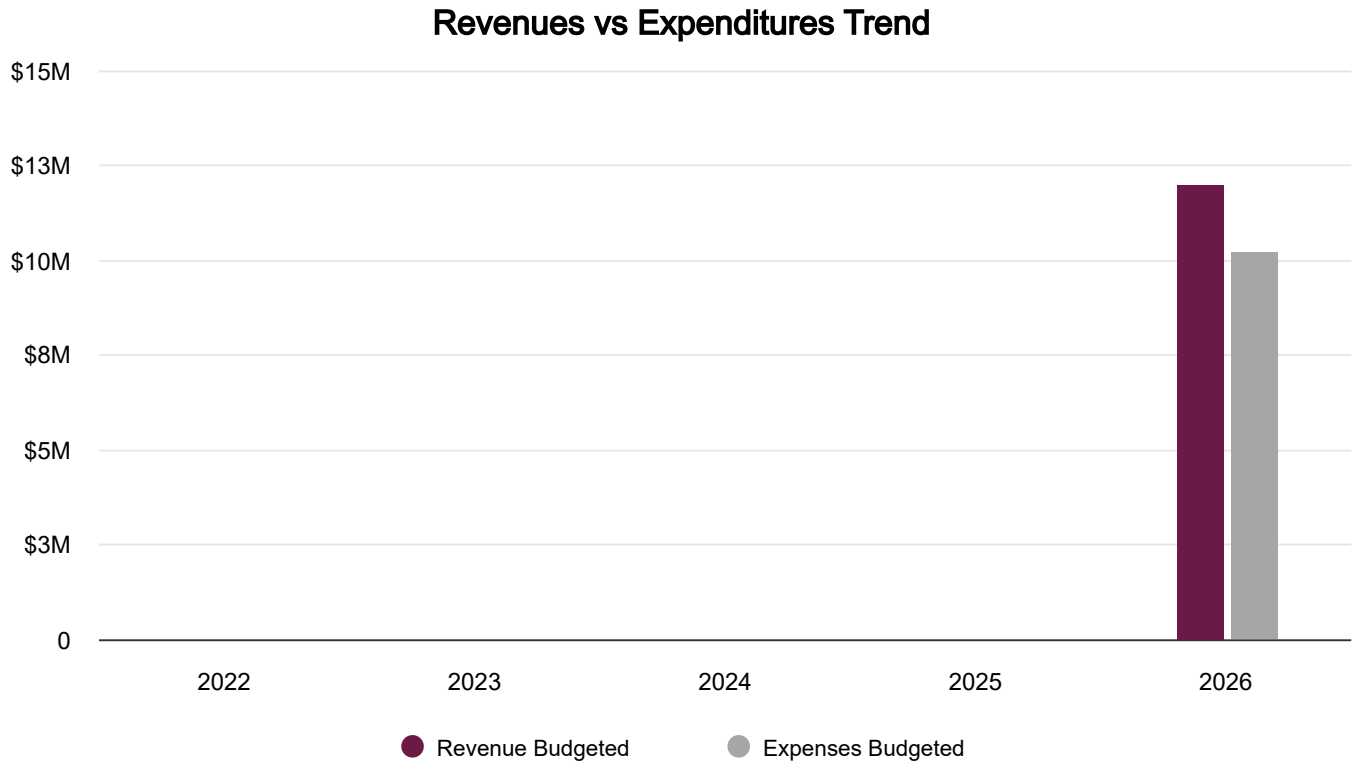

Comprehensive Fund Summary

Category	FY 2022 Actuals	FY 2023 Actuals	FY 2024 Actuals	FY 2025 Amended Budget	FY 2026 Budgeted
Beginning Fund Balance					-
Revenues					
Tax & Franchise Revenues					$12,000,000
Total Revenues					**$12,000,000**
Expenditures					
Transfers Out					$2,500,000
Capital Outlay					$5,702,000
Capital Improvement					$2,000,000
Total Expenditures					**$10,202,000**
Total Revenues Less Expenditures					**$1,798,000**
Ending Fund Balance					**$1,798,000**

Historical Revenue by Type

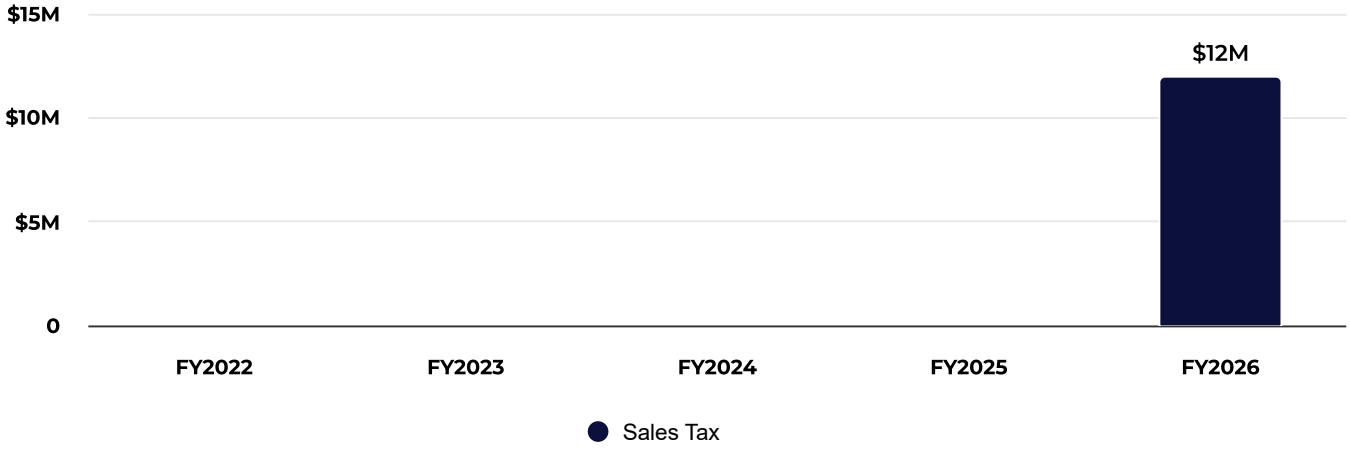

FY26 Revenues by Type

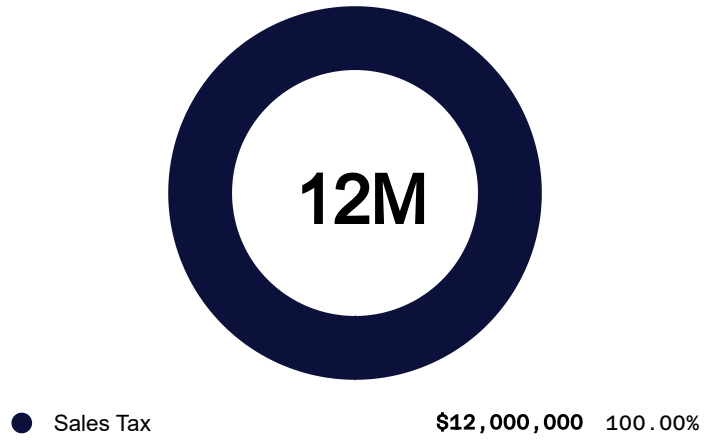

Revenues by Type

Category	FY 2022 Actuals	FY 2023 Actuals	FY 2024 Actuals	FY 2025 Amended Budget	FY 2026 Budgeted
Sales Tax					$12,000,000
Total Revenues					**$12,000,000**

Historical Expenditures by Category

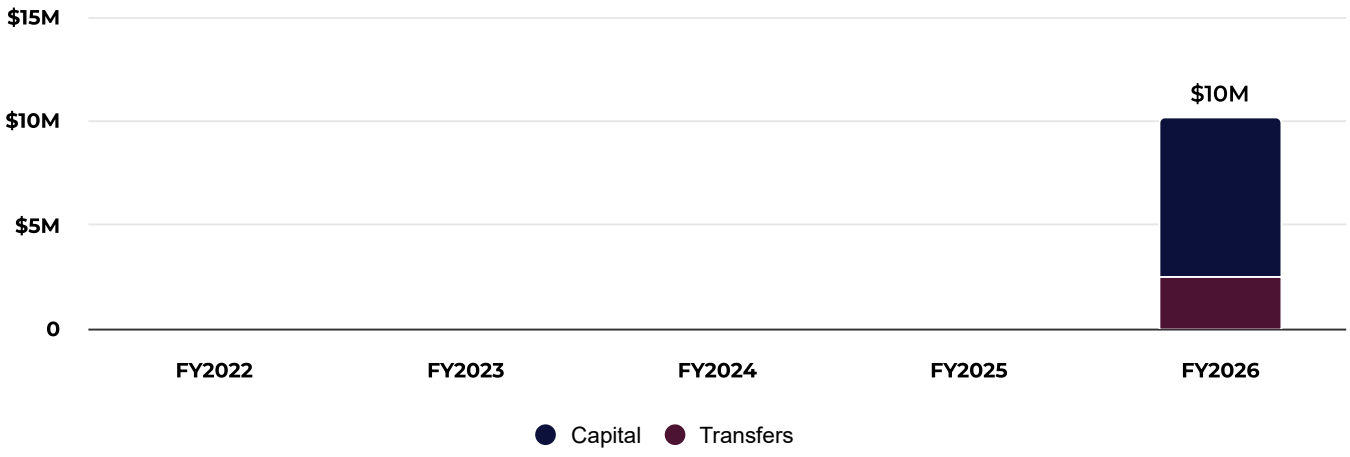

FY26 Expenditures by Category

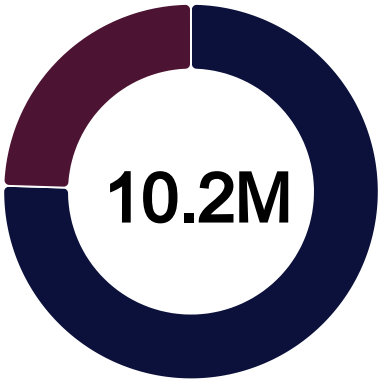

Capital	$7,702,000	75.50%
Transfers	$2,500,000	24.50%

Expenditures by Category

Category	FY 2022 Actuals	FY 2023 Actuals	FY 2024 Actuals	FY 2025 Amended Budget	FY 2026 Budgeted
Capital					$7,702,000
Transfers					$2,500,000
Total Expenditures					**$10,202,000**

Commentary

A newly established fund was created to ensure transparency in tracking revenues and expenditures from the 0.75% sales tax approved by Manteca voters. For Fiscal Year 2025-26, estimated revenue from this tax is $12 million. Since the police headquarters project is not expected to be bonded in Fiscal Year 2025-26, funds are being redirected to one-time public safety needs. The proposed budget includes $1.6 million for police fleet replacement, $452,000 for police drones and body cameras, $2.65 million for two fire engines, and $1 million for fire self-contained breathing apparatus (SCBA) replacements. Also included is $2 million for street and road projects, and a $2.5 million transfer to support Gas Tax Fund operations (Fund 420). The remaining fund balance is being intentionally reserved for emergency needs.

Fund 110 - COVID Relief

Established to account for funds provided by the American Rescue Plan Act of 2021 and other federal funding used in the mitigation of and recovery from the COVID-19 Pandemic.

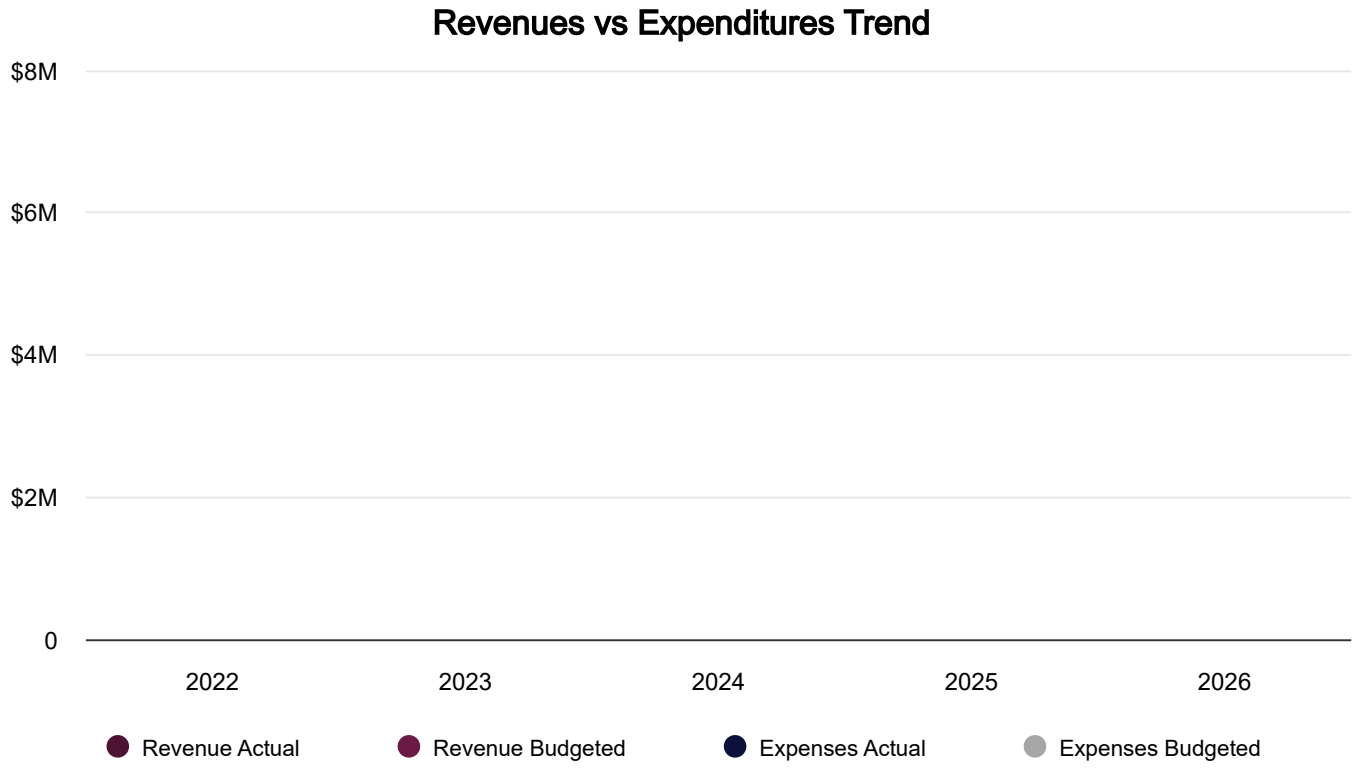

Comprehensive Fund Summary

Category	FY 2022 Actuals	FY 2023 Actuals	FY 2024 Actuals	FY 2025 Amended Budget	FY 2026 Budgeted
Beginning Fund Balance					$578,250
Revenues					
Intergovernmental					-
Investment Earnings					-
Transfers					-
Total Revenues					-
Expenditures					
Professional Services					-
Transfers Out					-
Administrative Expenses					-
Capital Outlay					-
Capital Improvement					-
Salaries					-
Legal Services					-
Service Programs					-
Total Expenditures					-

Category	FY 2022 Actuals	FY 2023 Actuals	FY 2024 Actuals	FY 2025 Amended Budget	FY 2026 Budgeted
Total Revenues Less Expenditures					-
Ending Fund Balance					$578,250

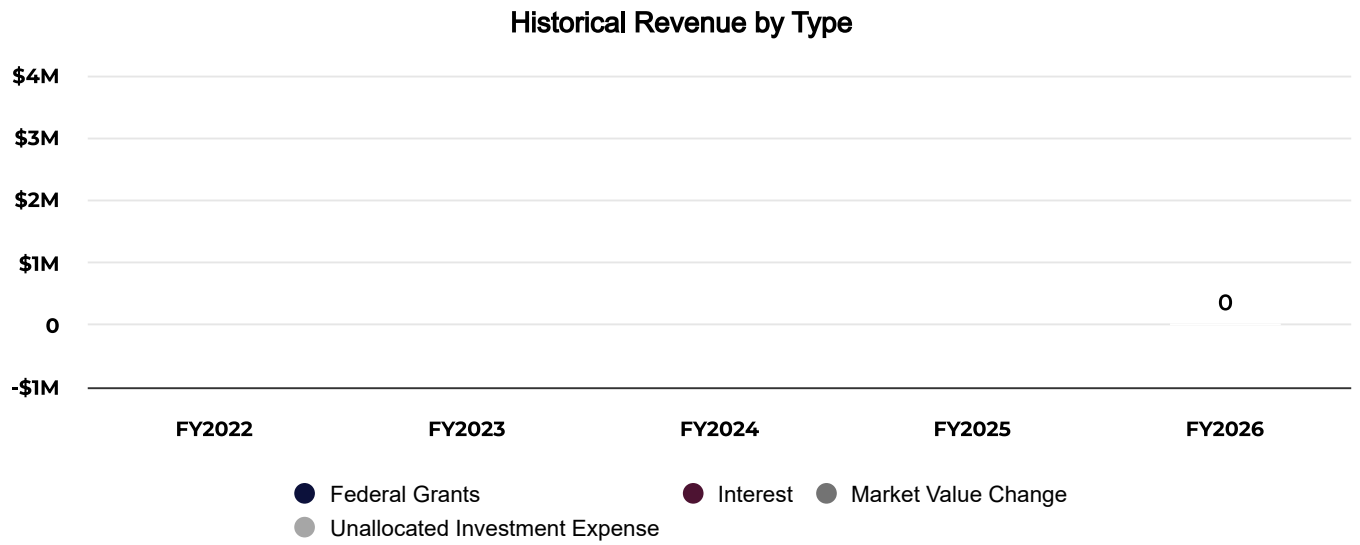

Revenues by Type

Category	FY 2022 Actuals	FY 2023 Actuals	FY 2024 Actuals	FY 2025 Amended Budget	FY 2026 Budgeted
Federal Grants					-
Interest					-
Market Value Change					-
Unallocated Investment Expense					-
Transfers					-
Total Revenues					-

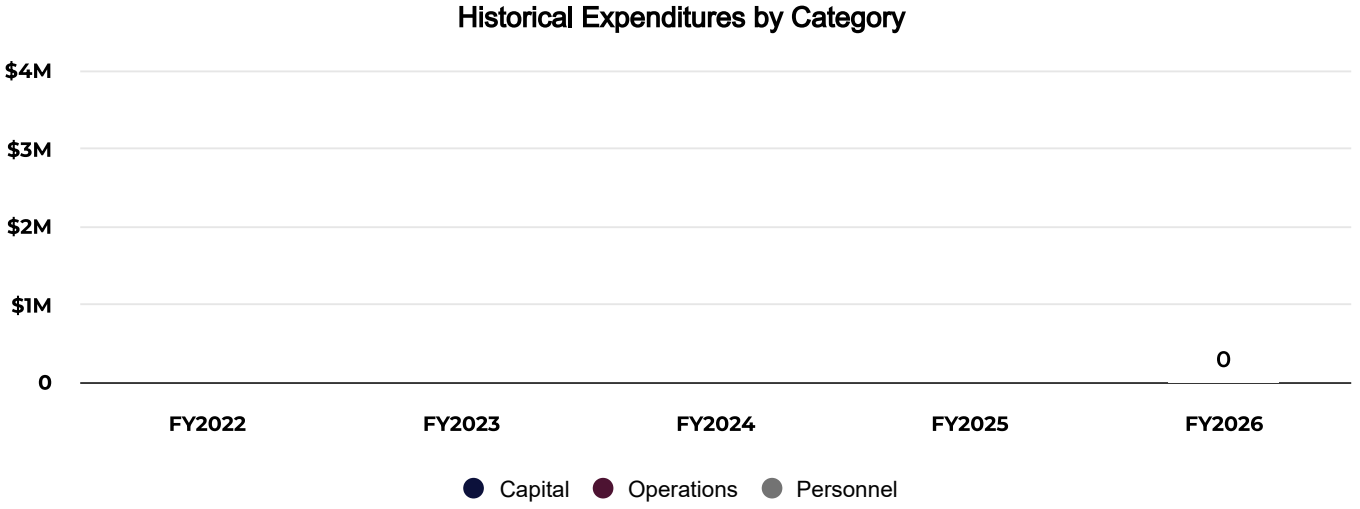

Expenditures by Category

Category	FY 2022 Actuals	FY 2023 Actuals	FY 2024 Actuals	FY 2025 Amended Budget	FY 2026 Budgeted
Personnel					-
Operations					-
Capital					-
Transfers					-
Total Expenditures					**-**

Commentary

In Fiscal Year 2024-25, staff reallocated $1.7 million in ineligible expenditures by funding new and existing capital improvement projects, such as downtown revitalization, streets and roads, and various public safety and community enhancements. In Fiscal Year 2025-26, work will continue to ensure all American Rescue Plan Act funds are fully expended by the December 31, 2026 deadline.

Fund 120 - Fire Grants

These funds account for grants received from the U.S. Department of Justice and Federal Emergency Management Agency (FEMA), or related federal agencies, for various Public Safety hiring programs. Grants typically run for three years. Once grant funding cycles expire, the City is responsible for making a concerted effort to continue funding the positions through other means.

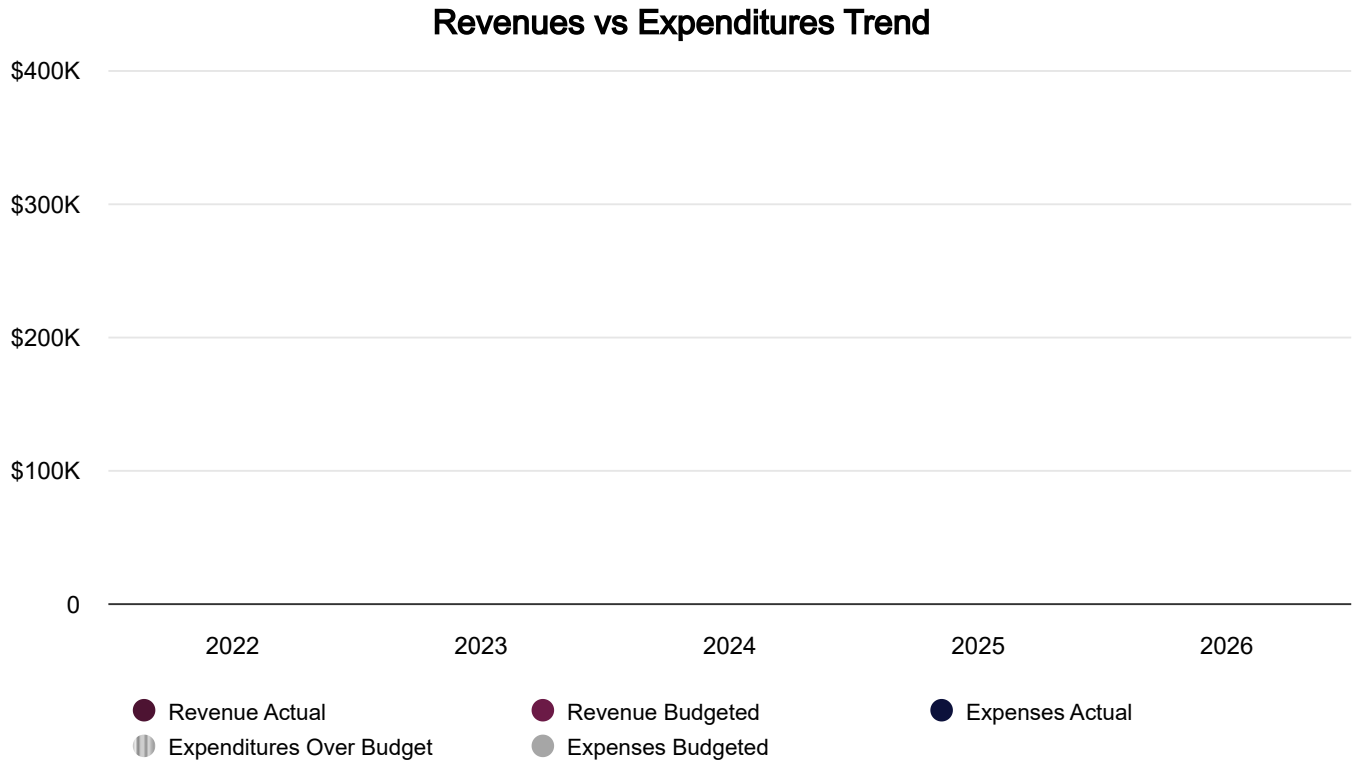

Comprehensive Fund Summary

Category	FY 2022 Actuals	FY 2023 Actuals	FY 2024 Actuals	FY 2025 Amended Budget	FY 2026 Budgeted
Beginning Fund Balance					$136,785
Revenues					
Intergovernmental					-
Transfers					-
Total Revenues					-
Expenditures					
Benefits					-
Supplies					-
Salaries					-
Total Expenditures					-
Total Revenues Less Expenditures					-
Ending Fund Balance					$136,785

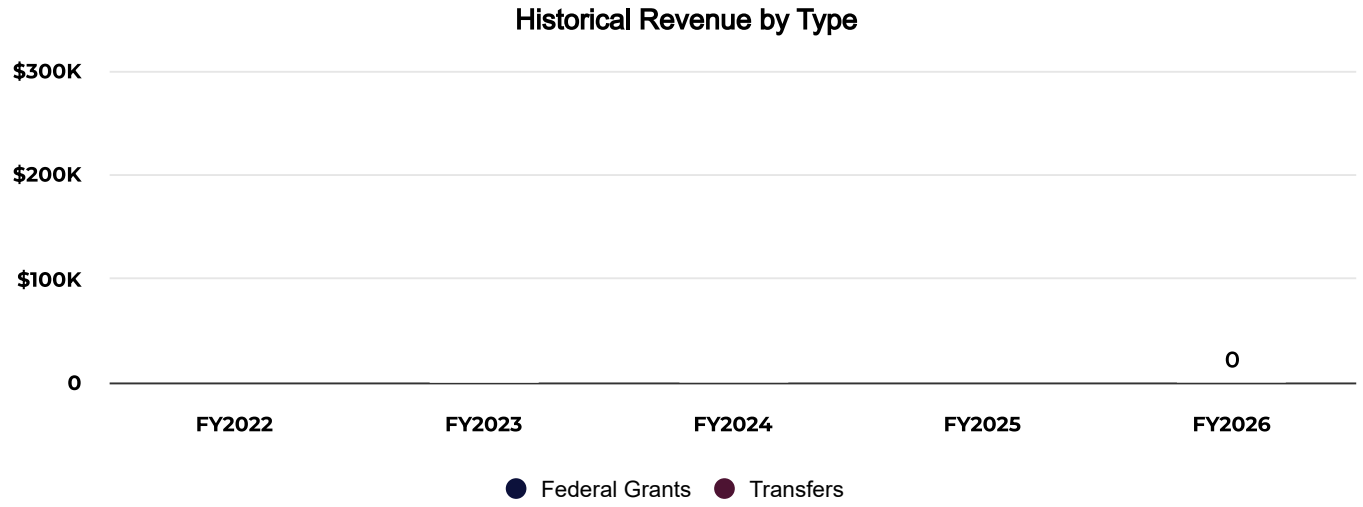

Revenues by Type

Category	FY 2022 Actuals	FY 2023 Actuals	FY 2024 Actuals	FY 2025 Amended Budget	FY 2026 Budgeted
Federal Grants					-
Transfers					-
Total Revenues					**-**

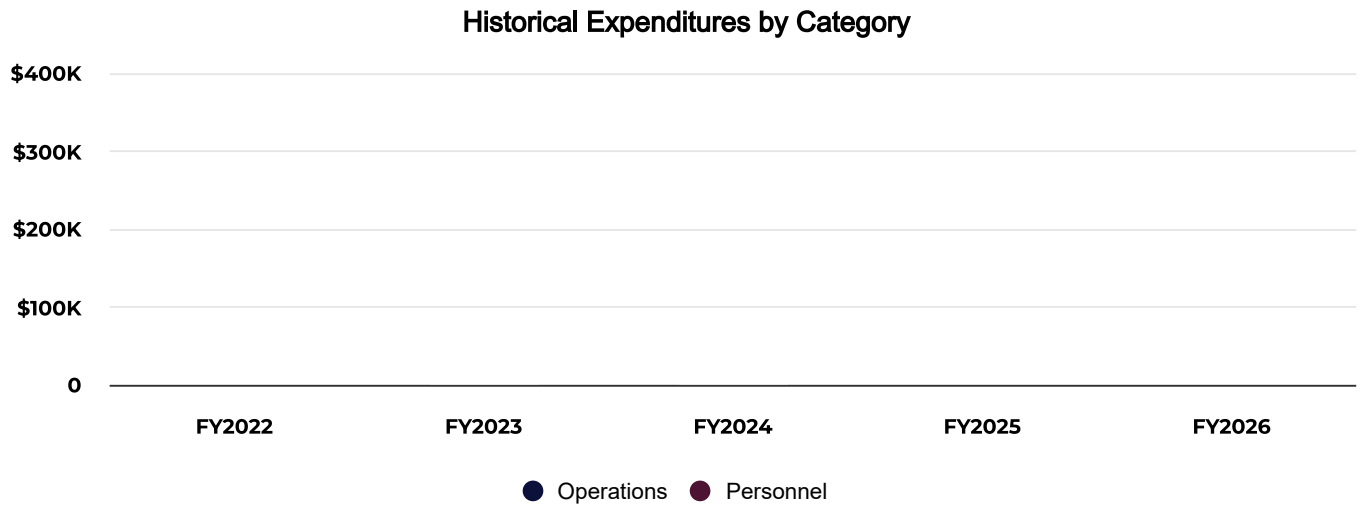

Expenditures by Category

Category	FY 2022 Actuals	FY 2023 Actuals	FY 2024 Actuals	FY 2025 Amended Budget	FY 2026 Budgeted
Personnel					-
Operations					-
Total Expenditures					**-**

Commentary

Due to the cyclical nature of grant funding, funds are programmed only so far as the funding is authorized and approved (expiration, renewal, etc.). Additional fire grants have been applied for and pending approval.

Fund 126 - Navigation Center

Established to account for the financing and construction activities associated with the regional low barrier emergency homeless shelter. Financing is provided by local, State and Federal grants.

Revenues vs Expenditures Trend

Comprehensive Fund Summary

Category	FY 2022 Actuals	FY 2023 Actuals	FY 2024 Actuals	FY 2025 Amended Budget	FY 2026 Budgeted
Beginning Fund Balance					-$15,841,592
Revenues					
Intergovernmental					-
Total Revenues					-
Expenditures					
Professional Services					-
Capital Improvement					-
Total Expenditures					-
Total Revenues Less Expenditures					-
Ending Fund Balance					-$15,841,592

Historical Revenue by Type

Revenues by Type

Category	FY 2022 Actuals	FY 2023 Actuals	FY 2024 Actuals	FY 2025 Amended Budget	FY 2026 Budgeted
Intergovernmental					-
Total Revenues					**-**

Historical Expenditures by Category

Expenditures by Category

Category	FY 2022 Actuals	FY 2023 Actuals	FY 2024 Actuals	FY 2025 Amended Budget	FY 2026 Budgeted
Capital					-
Total Expenditures					**-**

Commentary

This fund partially supports services for unsheltered individuals, including physical and mental health care and transitional support. The required National Environmental Policy Act (NEPA) review for federal construction funding has been completed. Project spending is expected to stay under $19 million in Fiscal Year 2024-25, with unused funds carrying forward into Fiscal Year 2025-26.

Fund 140 - CDGB

Community Development Block Grant: Established to account for projects financed by Federal Housing and Urban Development Department grants through San Joaquin County.

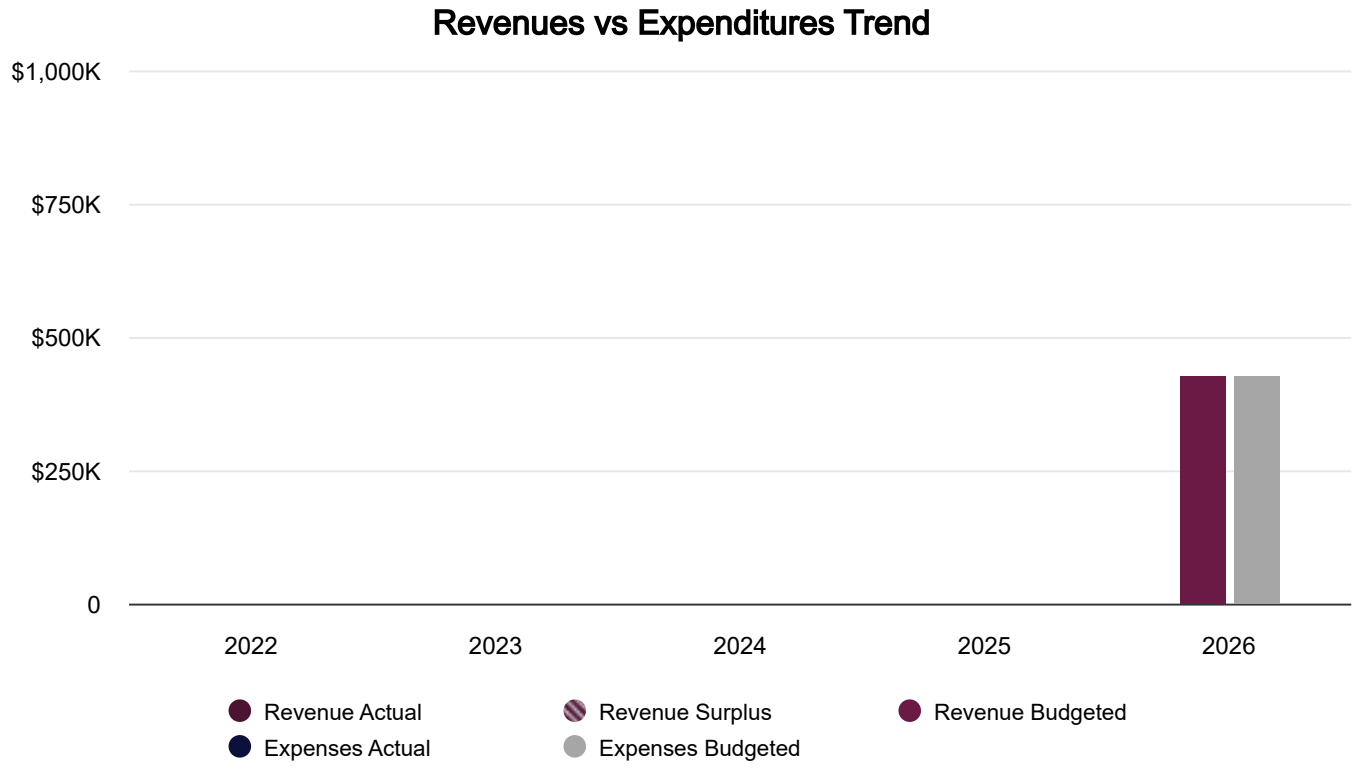

Comprehensive Fund Summary

Category	FY 2022 Actuals	FY 2023 Actuals	FY 2024 Actuals	FY 2025 Amended Budget	FY 2026 Budgeted
Beginning Fund Balance					**-$1,512,684**
Revenues					
Intergovernmental					$426,003
Transfers					-
Total Revenues					**$426,003**
Expenditures					
Administrative Expenses					-
Capital Improvement					-
Service Programs					$426,003
Total Expenditures					**$426,003**
Total Revenues Less Expenditures					**-**
Ending Fund Balance					**-$1,512,684**

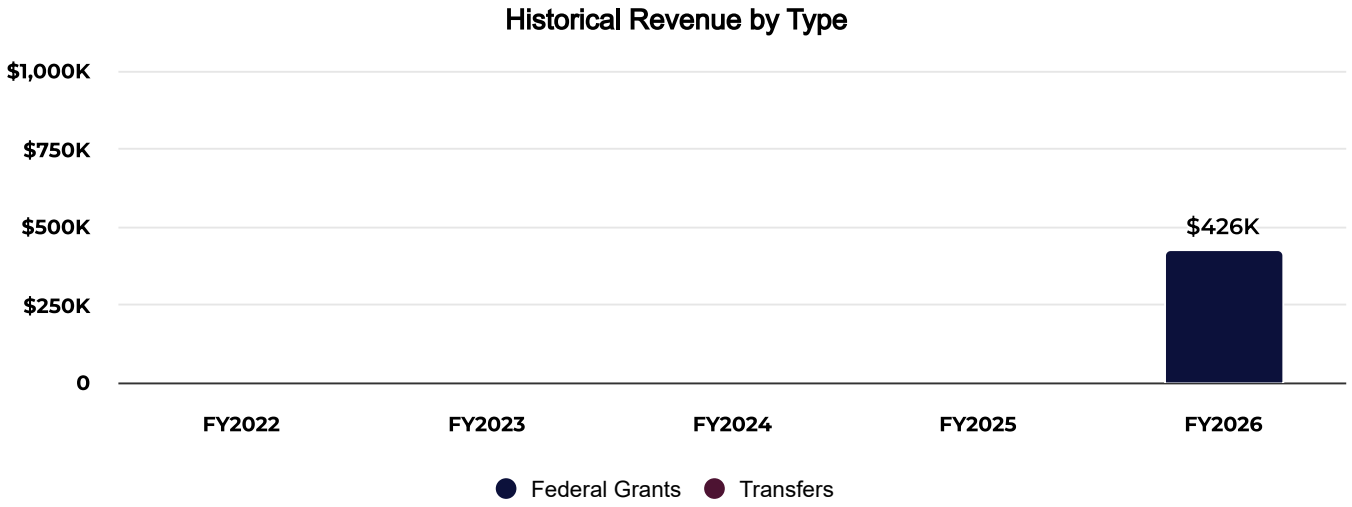

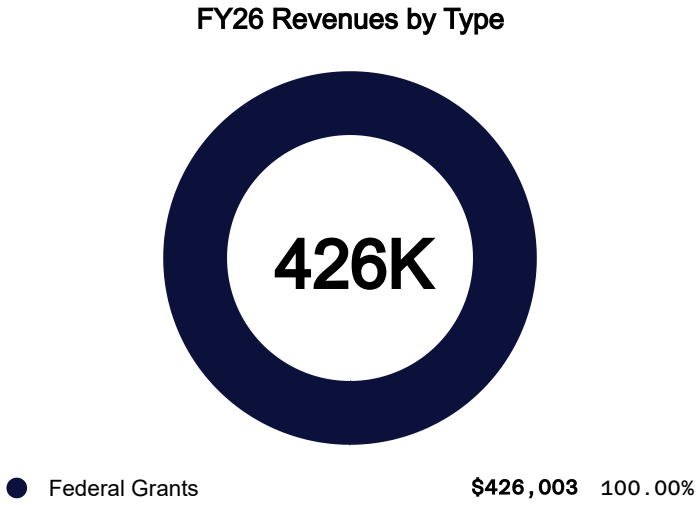

Revenues by Type

Category	FY 2022 Actuals	FY 2023 Actuals	FY 2024 Actuals	FY 2025 Amended Budget	FY 2026 Budgeted
Federal Grants					$426,003
Transfers					-
Total Revenues					**$426,003**

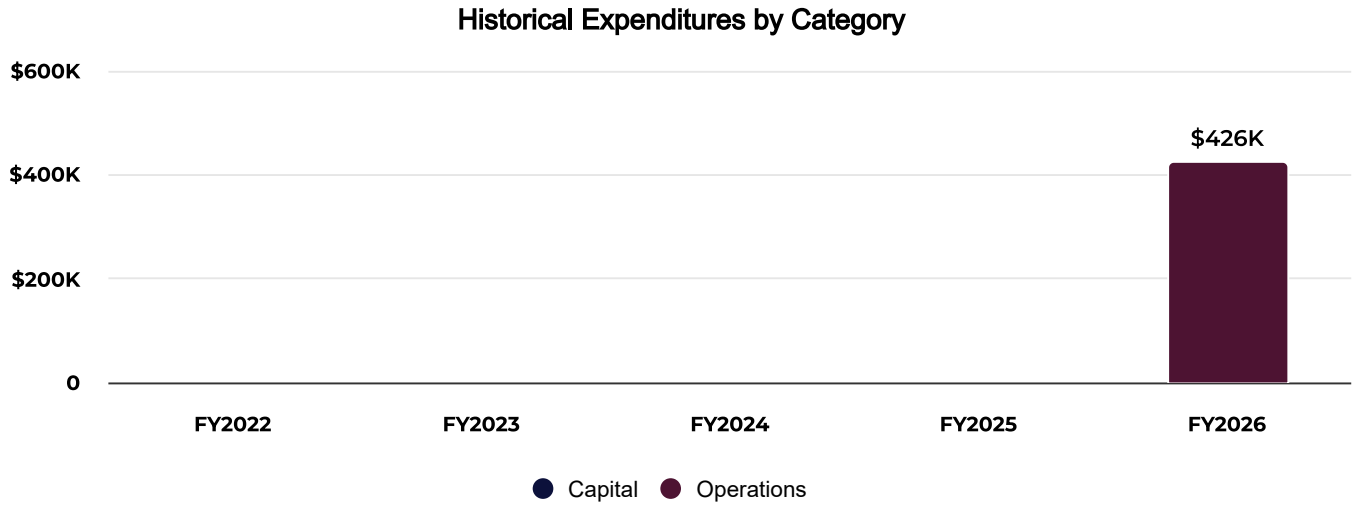

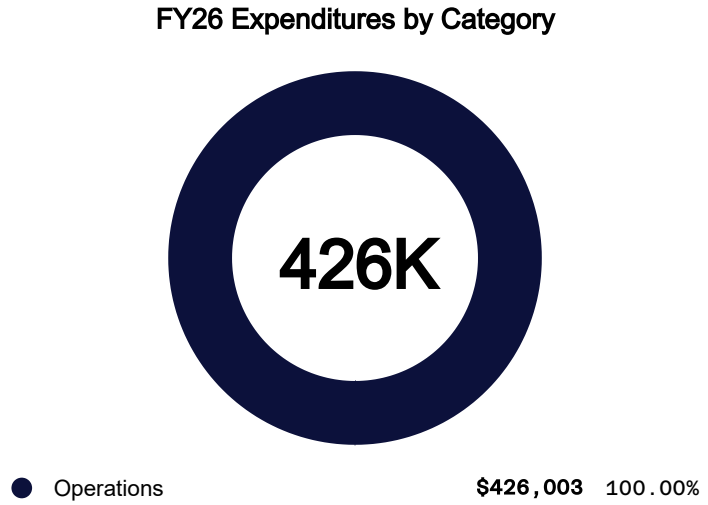

Expenditures by Category

Category	FY 2022 Actuals	FY 2023 Actuals	FY 2024 Actuals	FY 2025 Amended Budget	FY 2026 Budgeted
Operations					$426,003
Capital					-
Total Expenditures					**$426,003**

Commentary

The City of Manteca serves as a pass-through agency for this grant, which supports community development activities for low-income residents. Because unused grant funds roll over to the next fiscal year, they remain available for future use. Additionally, the City expects to receive unclaimed reimbursement revenues not yet reflected in current figures. These future reimbursements will help reduce or eliminate the negative fund balance over time by offsetting previously unreimbursed expenditures.

Fund 150 - Police Grants

These funds account for grants received from the U.S. Department of Justice and FEMA (or related federal agencies) for various Public Safety hiring programs. Grants typically run for three years. Once grant cycles expire, the City is responsible for making a concerted effort to continue funding the positions through other means. To date, the City's General Fund, Public Safety Sales Tax Fund and Public Safety Endowment Fund has taken over funding at the expiration of the hiring grants.

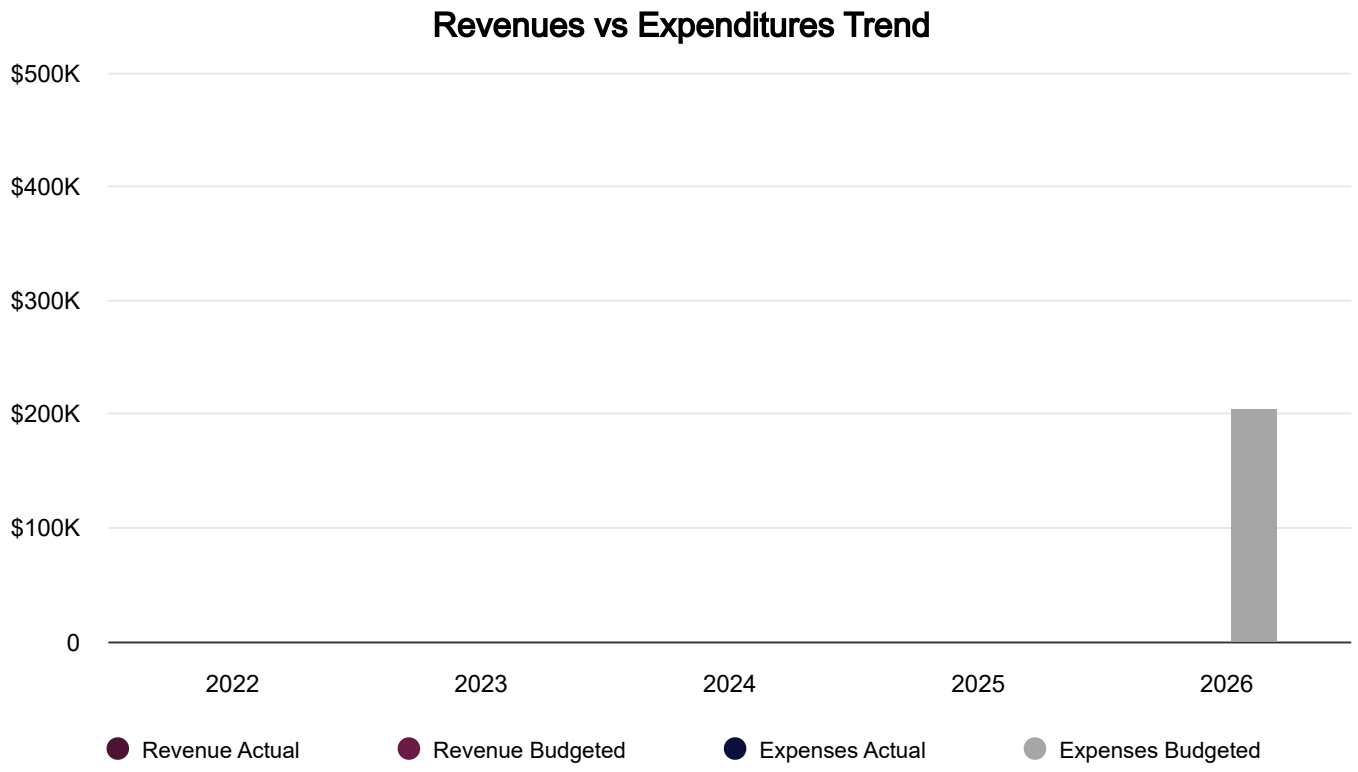

Comprehensive Fund Summary

Category	FY 2022 Actuals	FY 2023 Actuals	FY 2024 Actuals	FY 2025 Amended Budget	FY 2026 Budgeted
Beginning Fund Balance					**$626,255**
Revenues					
Intergovernmental					-
Other Revenues					-
Transfers					-
Total Revenues					**-**
Expenditures					
Supplies					-
Utilities					-
Administrative Expenses					-
Capital Outlay					-
Salaries					$177,661
Personnel Services					$27,368
Total Expenditures					**$205,029**

Category	FY 2022 Actuals	FY 2023 Actuals	FY 2024 Actuals	FY 2025 Amended Budget	FY 2026 Budgeted
Total Revenues Less Expenditures					-$205,029
Ending Fund Balance					$421,226

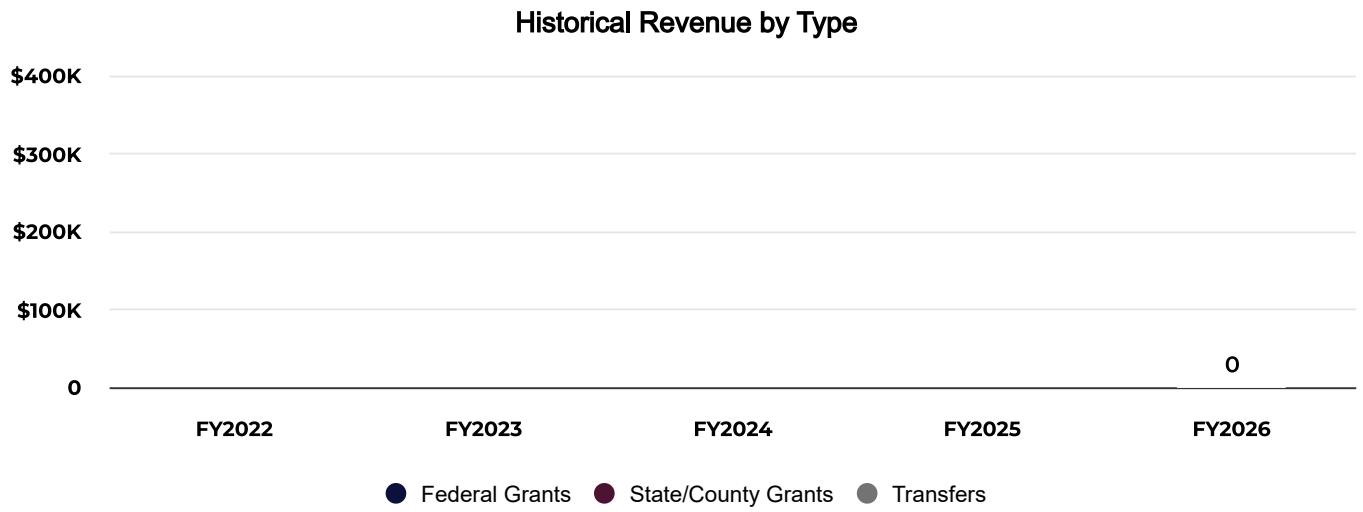

Revenues by Type

Category	FY 2022 Actuals	FY 2023 Actuals	FY 2024 Actuals	FY 2025 Amended Budget	FY 2026 Budgeted
Federal Grants					-
State/County Grants					-
Transfers					-
Total Revenues					-

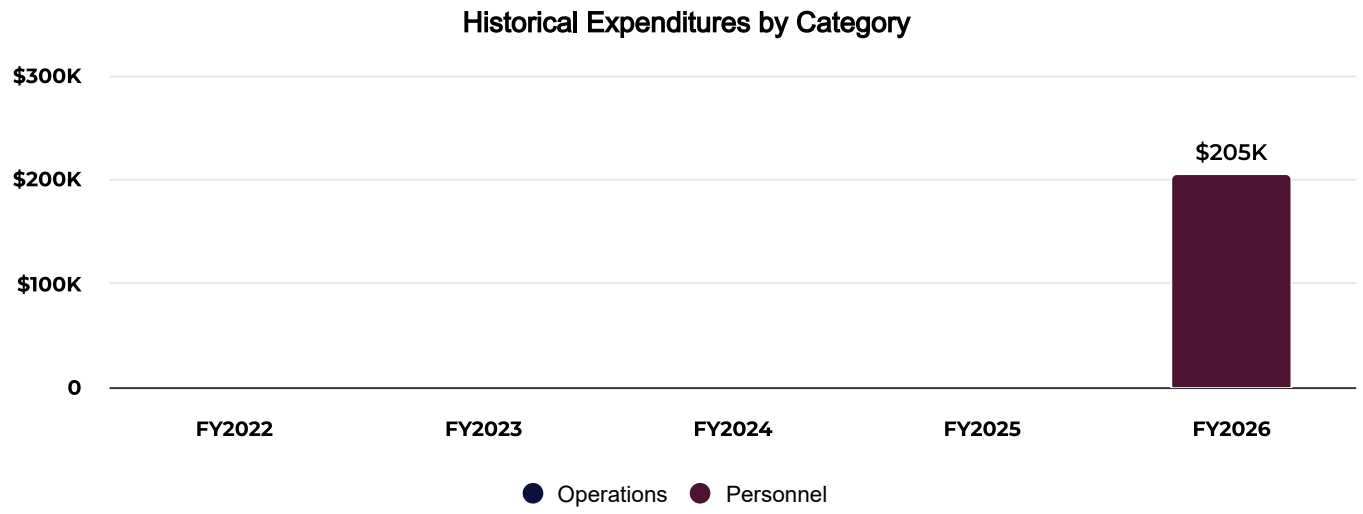

FY26 Expenditures by Category



Personnel $205,029 100.00%

Expenditures by Category

Category	FY 2022 Actuals	FY 2023 Actuals	FY 2024 Actuals	FY 2025 Amended Budget	FY 2026 Budgeted
Personnel					$205,029
Operations					-
Capital					-
Total Expenditures					**$205,029**

Commentary

Due to the cyclical nature of grants, funding is programmed only as it is authorized. In Fiscal Year 2024-25, a new federal Community Oriented Policing Services (COPS) grant was received to partially fund two new patrol officers and will also help cover the cost of three proposed officers in Fiscal Year 2025-26. Unspent grant funds will roll forward.

Fund 155 - Asset Seizure

Established to account for the receiving and spending of the deposited proceeds associated with Police asset seizure activities (both federal and state).

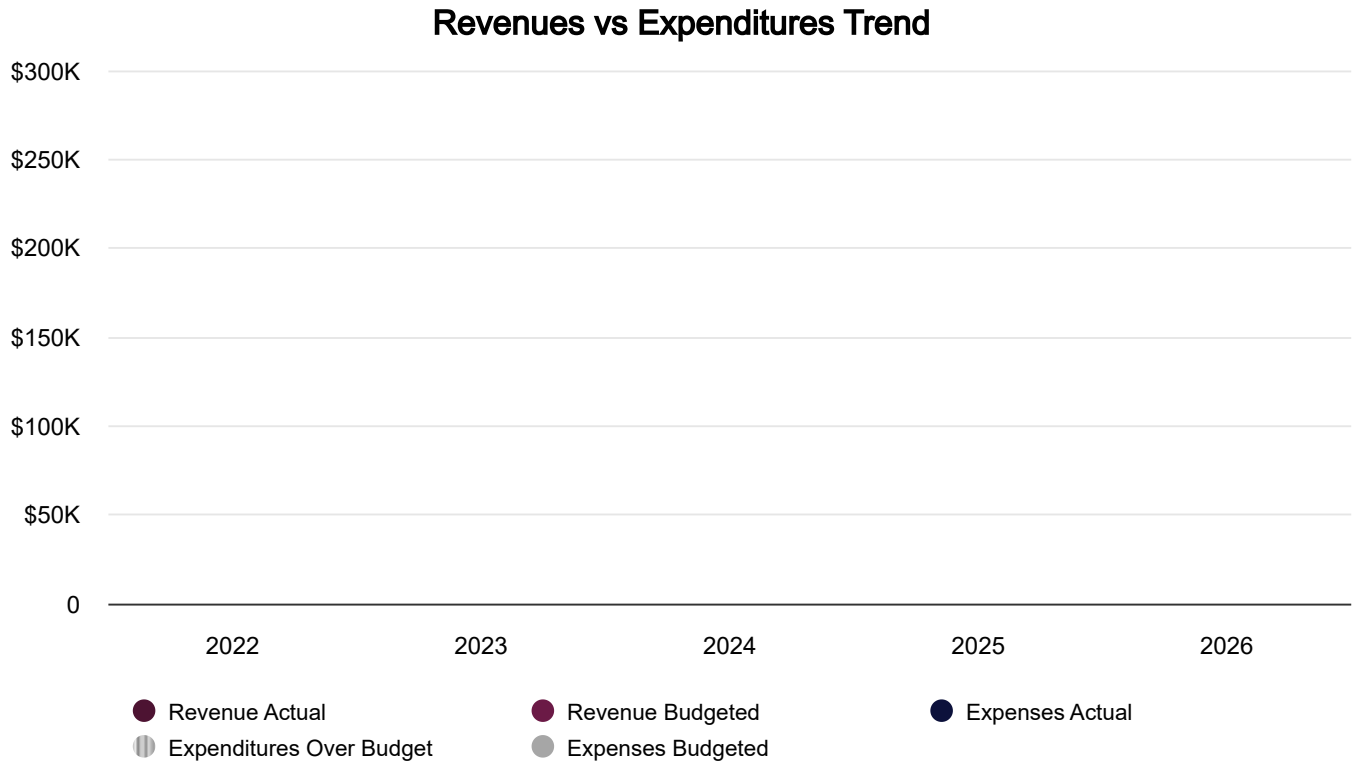

Comprehensive Fund Summary

Category	FY 2022 Actuals	FY 2023 Actuals	FY 2024 Actuals	FY 2025 Amended Budget	FY 2026 Budgeted
Beginning Fund Balance					$5,665
Revenues					
Charges for Services					-
Investment Earnings					-
Total Revenues					-
Expenditures					
Professional Services					-
Supplies					-
Administrative Expenses					-
Capital Outlay					-
Maintenance Agreements & Licenses					-
Total Expenditures					-
Total Revenues Less Expenditures					-
Ending Fund Balance					$5,665

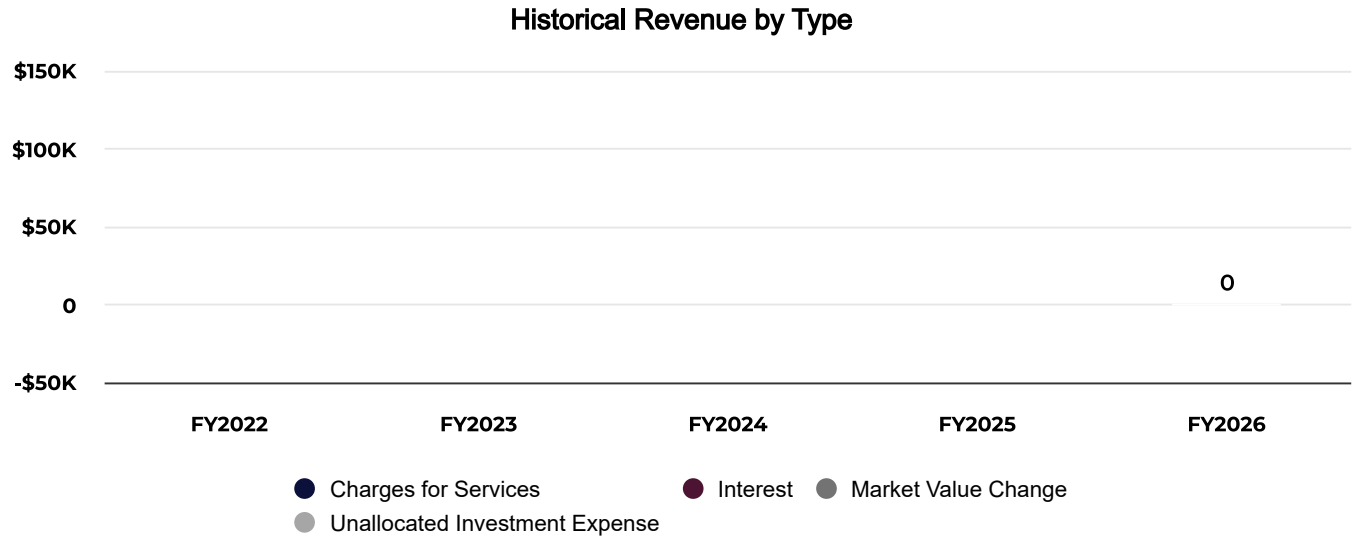

Revenues by Type

Category	FY 2022 Actuals	FY 2023 Actuals	FY 2024 Actuals	FY 2025 Amended Budget	FY 2026 Budgeted
Charges for Services					-
Interest					-
Market Value Change					-
Unallocated Investment Expense					-
Total Revenues					**-**

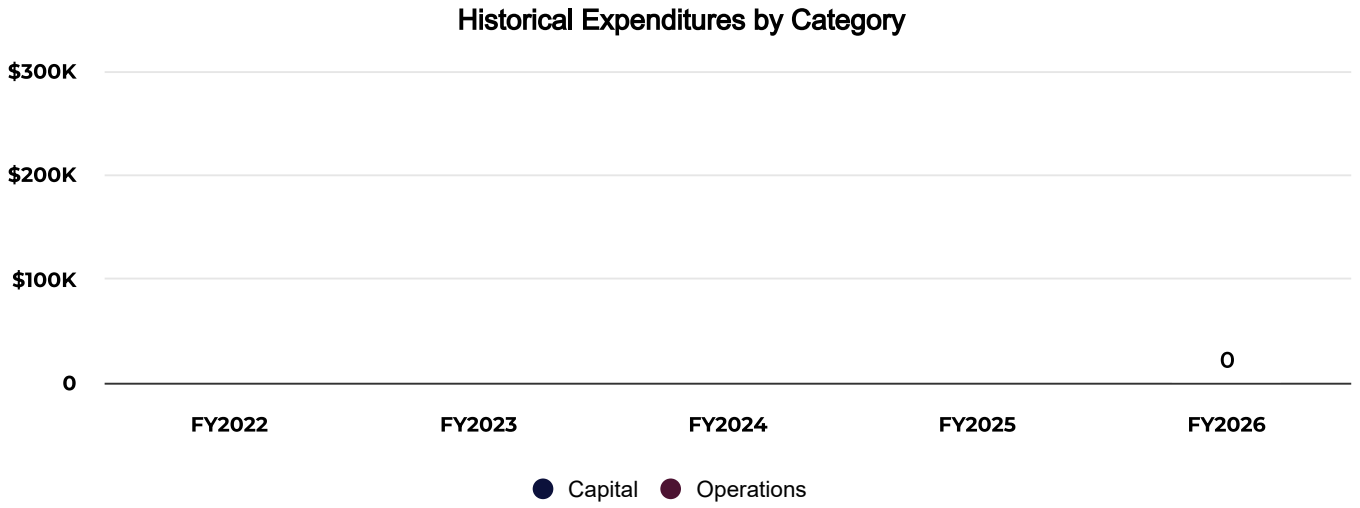

Expenditures by Category

Category	FY 2022 Actuals	FY 2023 Actuals	FY 2024 Actuals	FY 2025 Amended Budget	FY 2026 Budgeted
Operations					-
Capital					-
Total Expenditures					**-**

Commentary

This account allows for adjustments based on legal outcomes, ensuring accurate management of seized assets. Because asset seizure funding is unpredictable, funds are only programmed based on the available balance for the upcoming fiscal year. Fund balance rolls up to the General Fund.

Fund 160 - SLEF

Supplemental Law Enforcement Grants: This fund accounts for funding received from specific state appropriations for local public safety services under the Citizens Option for Public Safety (COPS) Program. These funds, along with those identified above are used to purchase technologically advanced equipment to increase the department's efficiency and effectiveness.

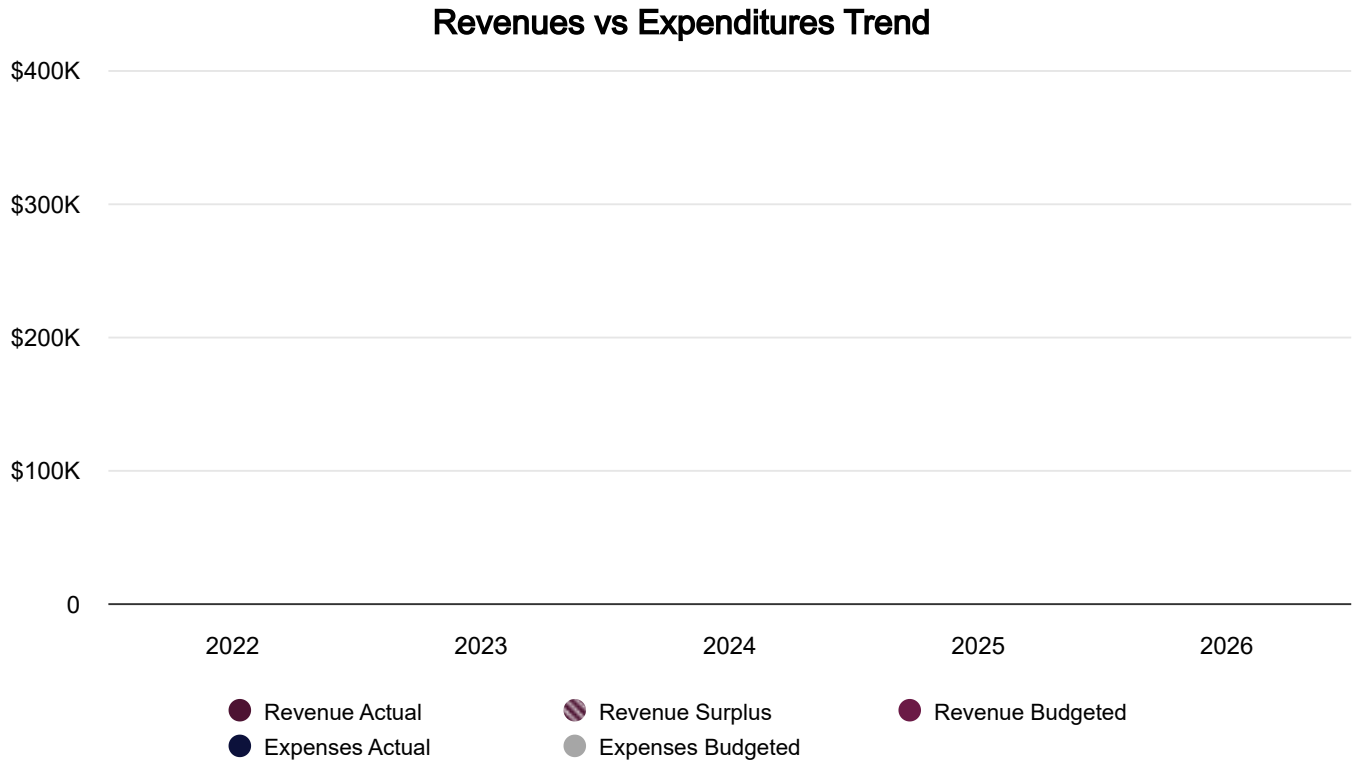

Comprehensive Fund Summary

Category	FY 2022 Actuals	FY 2023 Actuals	FY 2024 Actuals	FY 2025 Amended Budget	FY 2026 Budgeted
Beginning Fund Balance					**$380,820**
Revenues					
Intergovernmental					-
Investment Earnings					-
Total Revenues					**-**
Expenditures					
Professional Services					-
Supplies					-
Capital Outlay					-
Maintenance Agreements & Licenses					-
Total Expenditures					**-**
Total Revenues Less Expenditures					**-**
Ending Fund Balance					**$380,820**

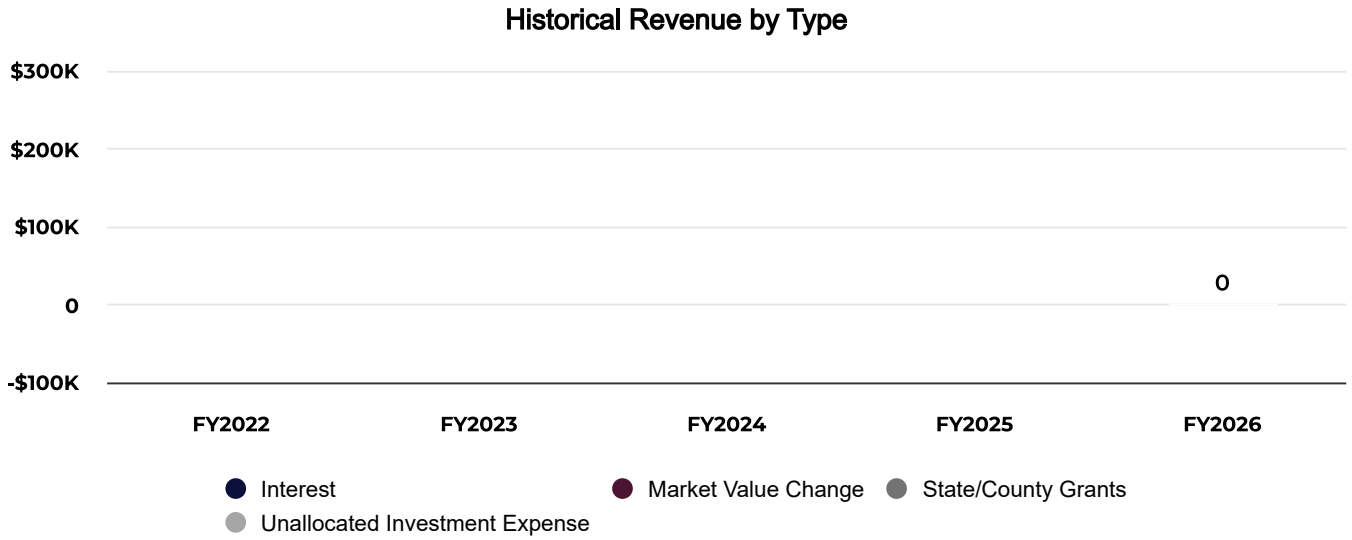

Revenues by Type

Category	FY 2022 Actuals	FY 2023 Actuals	FY 2024 Actuals	FY 2025 Amended Budget	FY 2026 Budgeted
State/County Grants					-
Interest					-
Market Value Change					-
Unallocated Investment Expense					-
Total Revenues					**-**

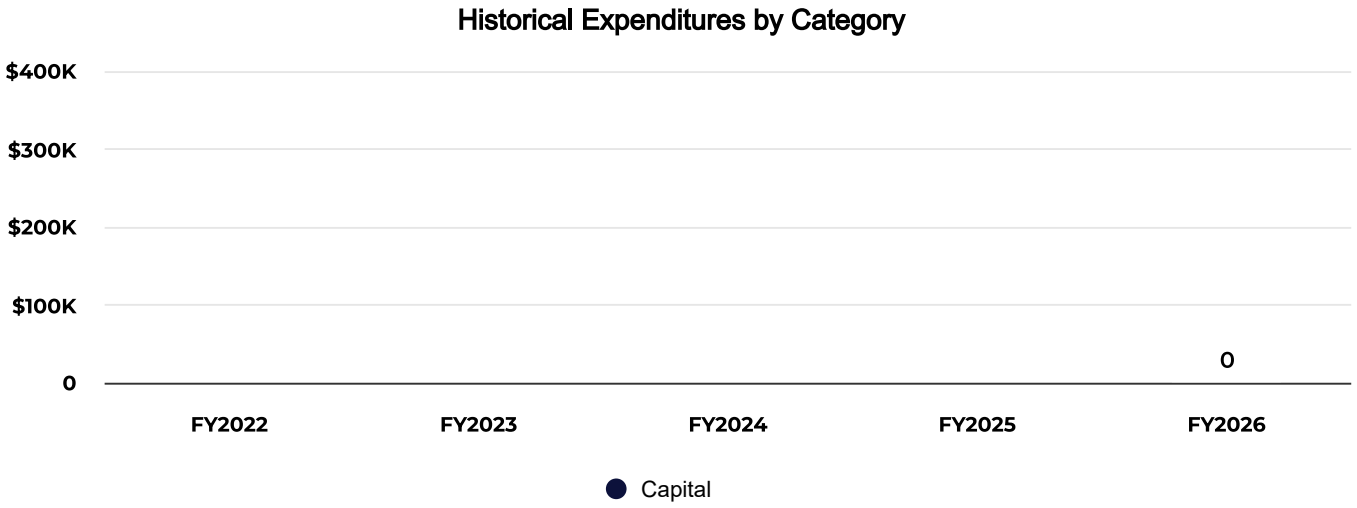

Expenditures by Category

Category	FY 2022 Actuals	FY 2023 Actuals	FY 2024 Actuals	FY 2025 Amended Budget	FY 2026 Budgeted
Operations					-
Capital					-
Total Expenditures					**-**

Commentary

Due to the cyclical nature of grant funding, budgets are only programmed as funding is authorized. Any unused grant funds roll over to the next fiscal year.

Fund 200 - Recreation

Established to account for the operations of the City's recreation program. Financing is provided primarily by fees collected from those who participate in recreational activities.

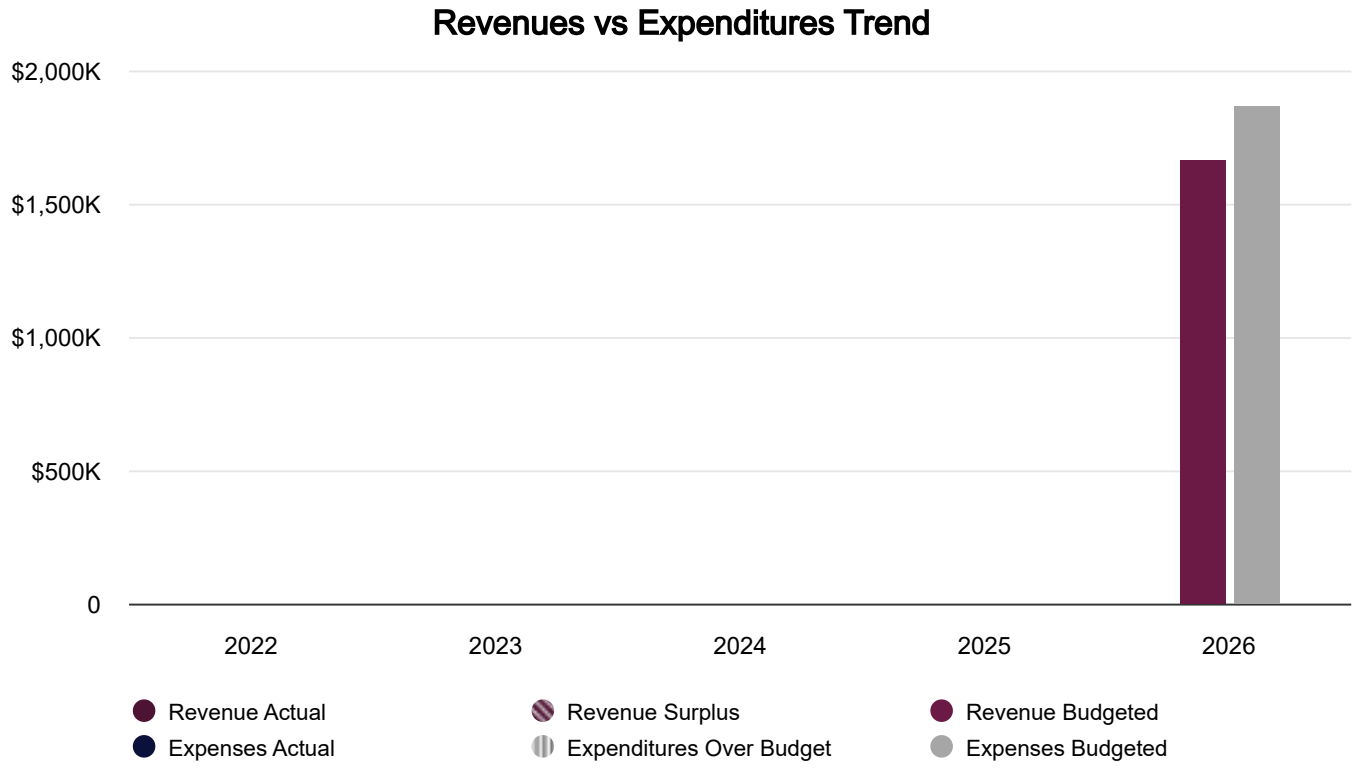

Comprehensive Fund Summary

Category	FY 2022 Actuals	FY 2023 Actuals	FY 2024 Actuals	FY 2025 Amended Budget	FY 2026 Budgeted
Beginning Fund Balance					**$730,672**
Revenues					
Charges for Services					$565,330
Investment Earnings					-
Other Revenues					-
Transfers					$1,096,024
Total Revenues					**$1,661,354**
Expenditures					
Benefits					$209,016
Professional Services					$27,500
Supplies					$193,849
Utilities					$400
Dues & Subscriptions					$5,250
Repairs & Maintenance					$7,000
Claims & Insurance					$108,546
Administrative Expenses					$105,183

Category	FY 2022 Actuals	FY 2023 Actuals	FY 2024 Actuals	FY 2025 Amended Budget	FY 2026 Budgeted
Recreational Programs					$234,850
Capital Outlay					-
Capital Improvement					-
Salaries					$971,672
Total Expenditures					**$1,863,266**
Total Revenues Less Expenditures					**-$201,912**
Ending Fund Balance					**$528,760**

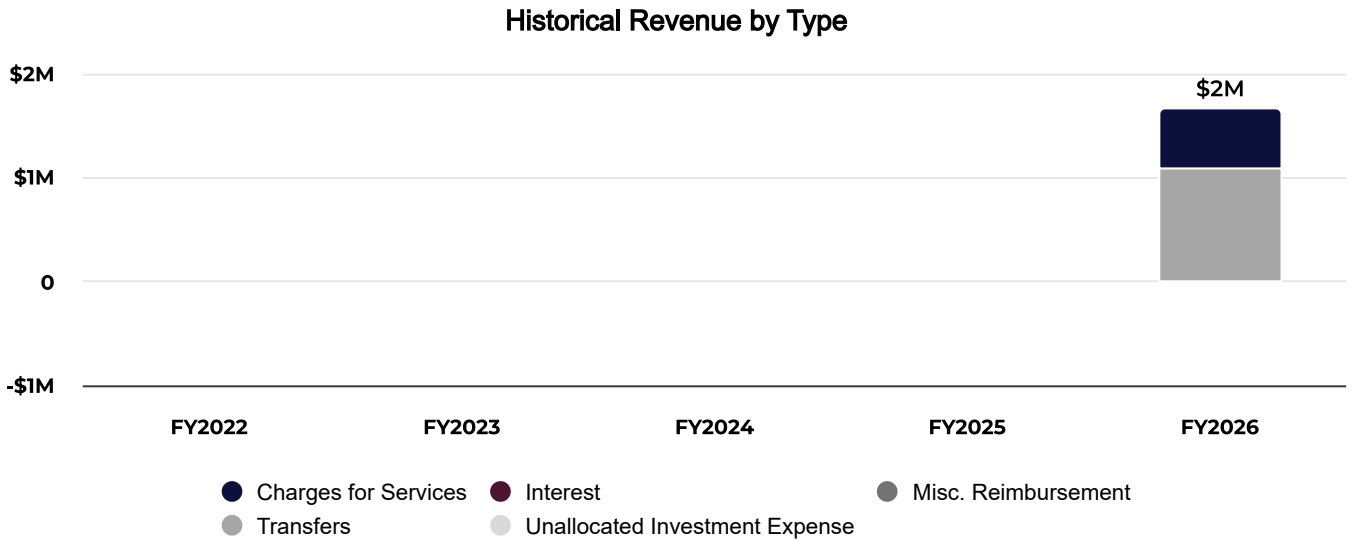

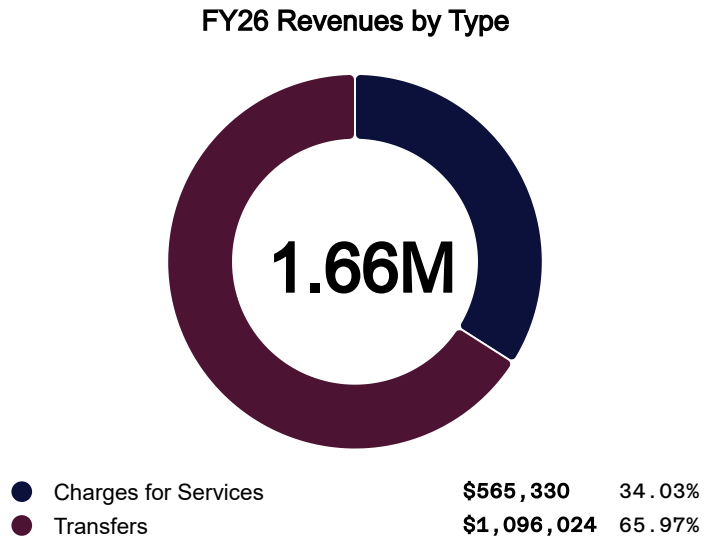

Revenues by Type

Category	FY 2022 Actuals	FY 2023 Actuals	FY 2024 Actuals	FY 2025 Amended Budget	FY 2026 Budgeted
Misc. Reimbursement					-
Charges for Services					$565,330
Interest					-

Category	FY 2022 Actuals	FY 2023 Actuals	FY 2024 Actuals	FY 2025 Amended Budget	FY 2026 Budgeted
Unallocated Investment Expense					-
Transfers					$1,096,024
Total Revenues					**$1,661,354**

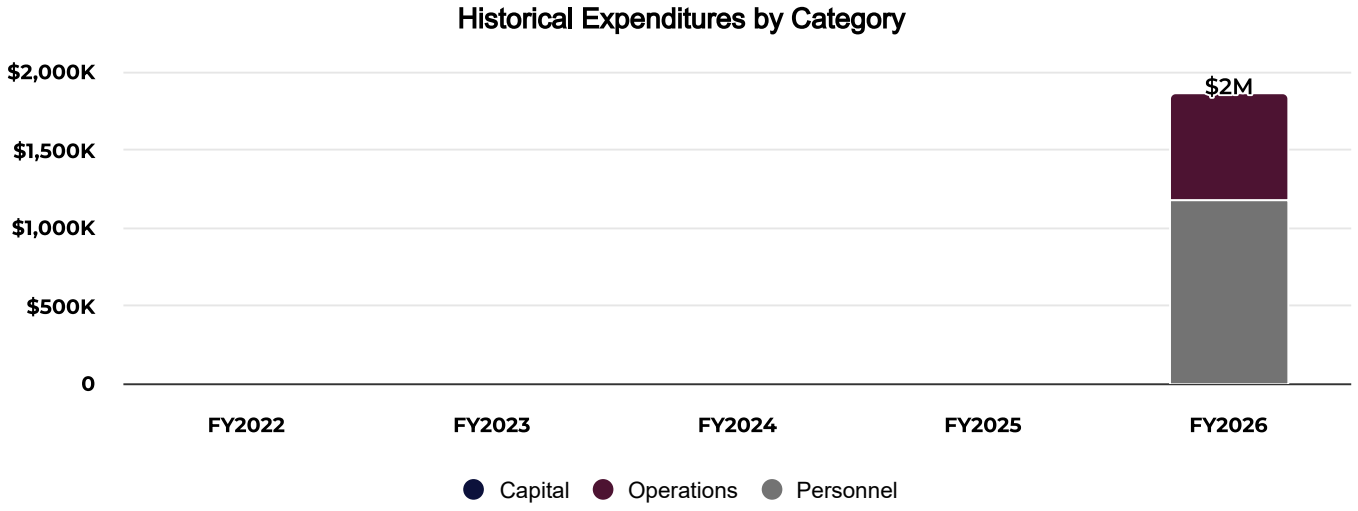

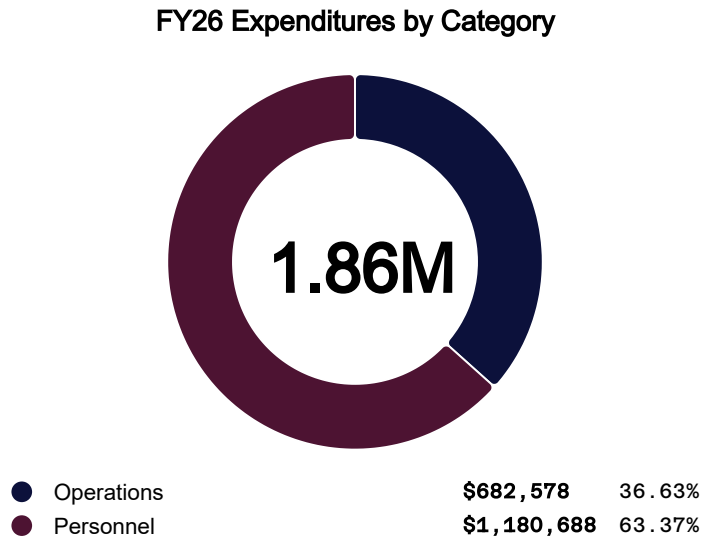

Expenditures by Category

Category	FY 2022 Actuals	FY 2023 Actuals	FY 2024 Actuals	FY 2025 Amended Budget	FY 2026 Budgeted
Personnel					$1,180,688
Operations					$682,578
Capital					-
Total Expenditures					**$1,863,266**

Commentary

The proposed 35% increase in Operations reflects added funding for various community events, the Expanded Learning Opportunity Program (ELOP) program and overall increase in costs. To meet the 25% reserve requirement, a General Fund subsidy of $1,096,024 million is needed. Unspent capital funds will roll over to the next fiscal year.

Fund 250 - Development Mitigation

Established to account for the collection and use of the City's development agreement fees established by the City Council and included in various development agreements. Types of fees collected include those for Public Facilities, Development Services, and Recreation Amenities.

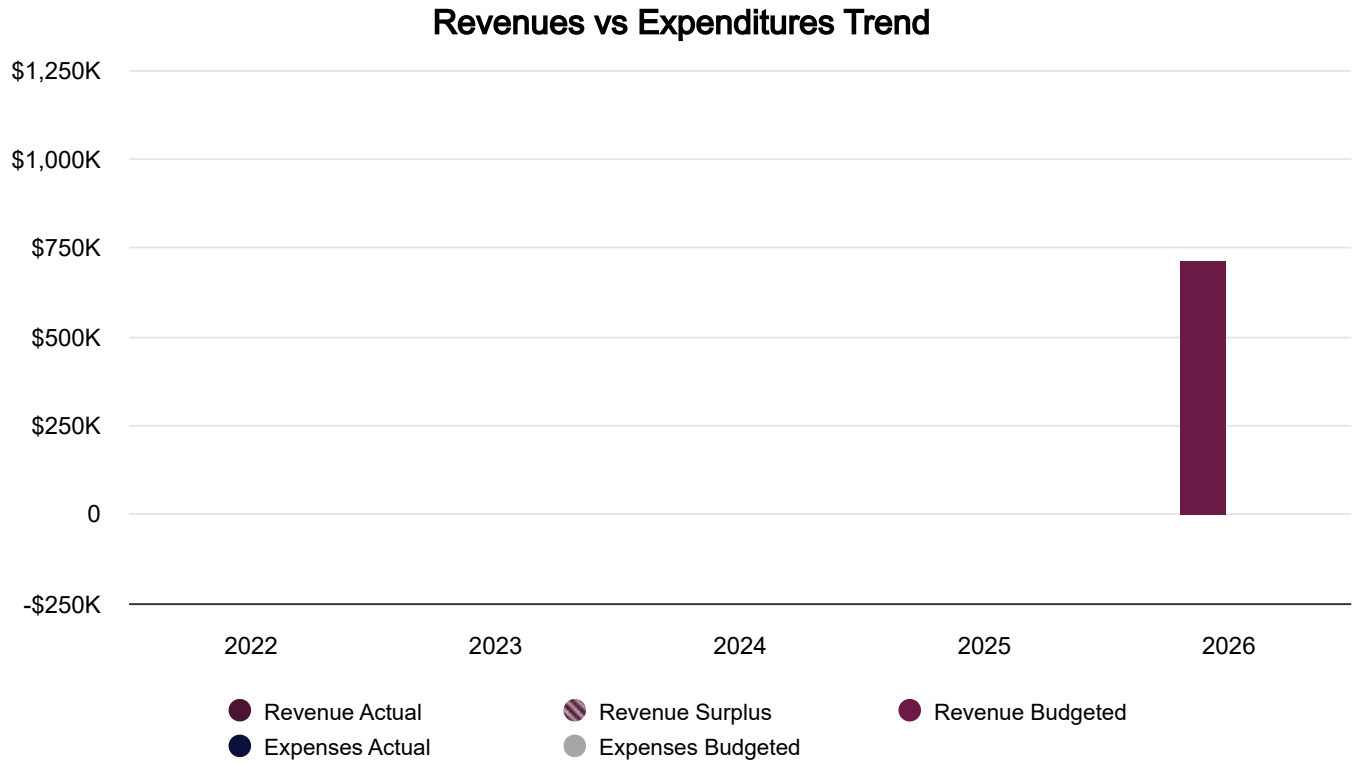

Comprehensive Fund Summary

Category	FY 2022 Actuals	FY 2023 Actuals	FY 2024 Actuals	FY 2025 Amended Budget	FY 2026 Budgeted
Beginning Fund Balance					**$11,199,423**
Revenues					
Charges for Services					$510,000
Investment Earnings					$200,000
Total Revenues					**$710,000**
Expenditures					
Capital Outlay					-
Capital Improvement					-
Total Expenditures					**-**
Total Revenues Less Expenditures					**$710,000**
Ending Fund Balance					**$11,909,423**

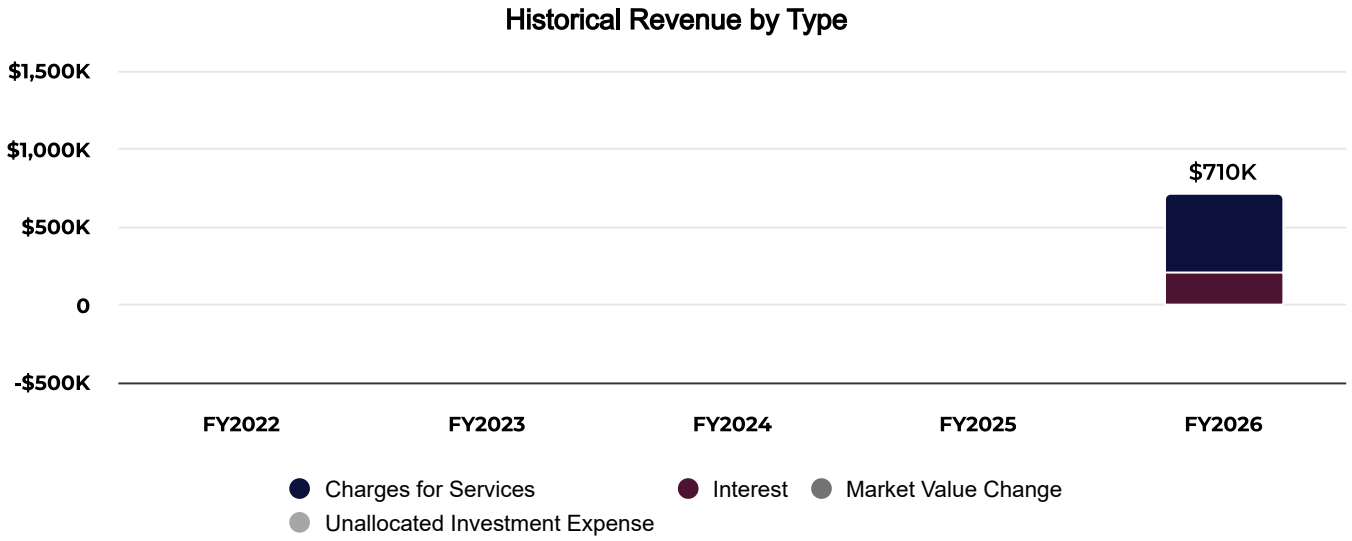

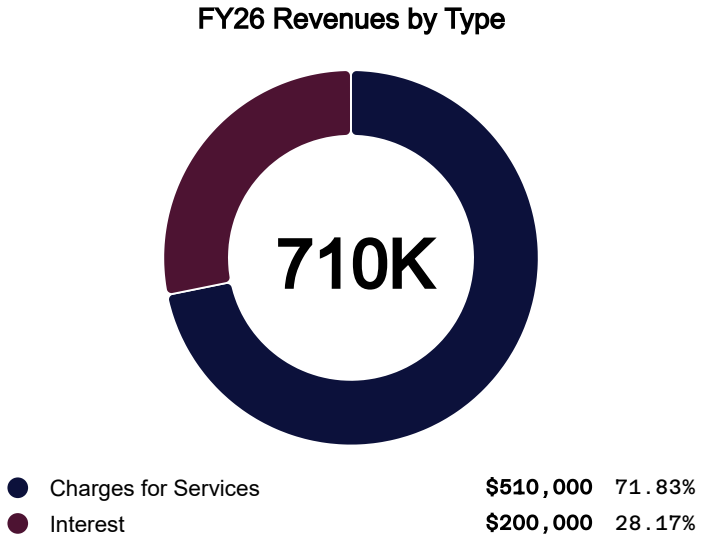

Revenues by Type

Category	FY 2022 Actuals	FY 2023 Actuals	FY 2024 Actuals	FY 2025 Amended Budget	FY 2026 Budgeted
Charges for Services					$510,000
Interest					$200,000
Market Value Change					-
Unallocated Investment Expense					-
Total Revenues					**$710,000**

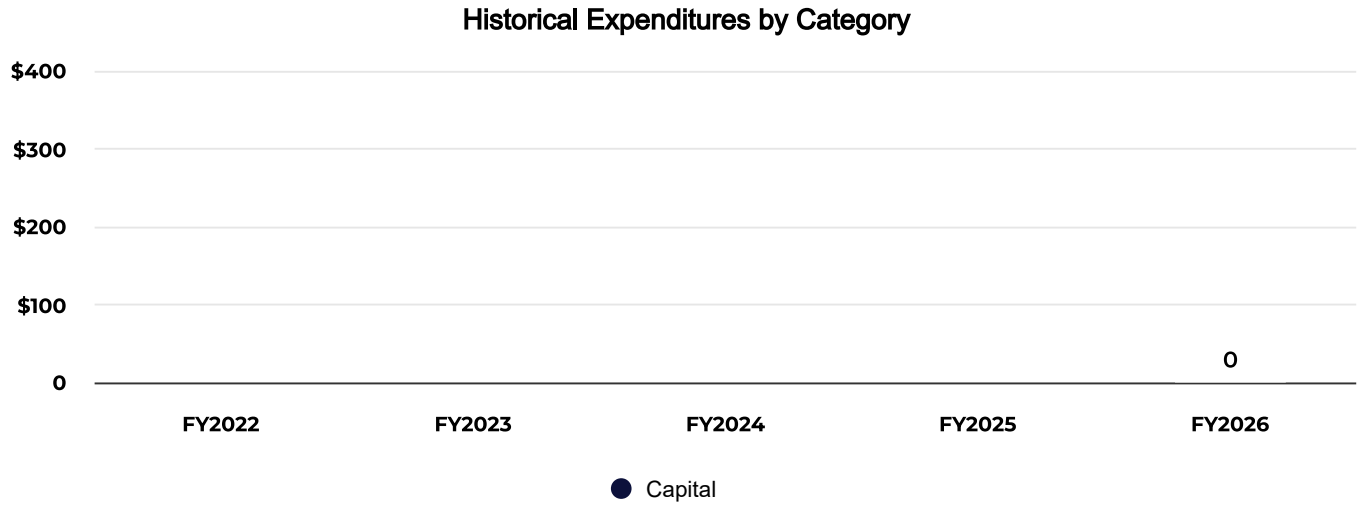

Expenditures by Category

Category	FY 2022 Actuals	FY 2023 Actuals	FY 2024 Actuals	FY 2025 Amended Budget	FY 2026 Budgeted
Capital					-
Total Expenditures					**-**

Commentary

Revenues are collected as part of negotiated development agreements. Expenditures will occur upon approved projects.

Fund 260 - Major Equipment Purchase Fee

Established to account for financing of major equipment utilized by City departments. Financing is provided by specific fees imposed on new development.

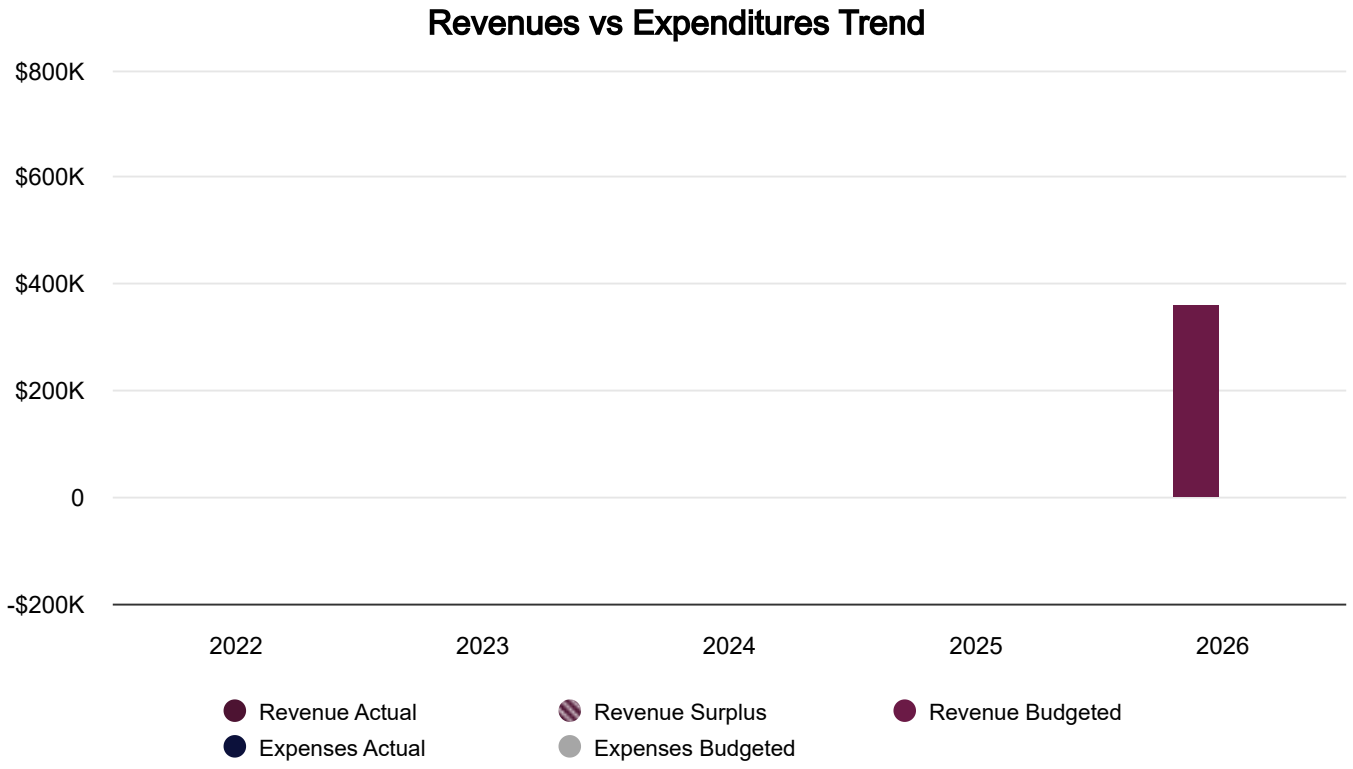

Comprehensive Fund Summary

Category	FY 2022 Actuals	FY 2023 Actuals	FY 2024 Actuals	FY 2025 Amended Budget	FY 2026 Budgeted
Beginning Fund Balance					$1,172,783
Revenues					
Charges for Services					$350,000
Investment Earnings					$10,000
Total Revenues					$360,000
Expenditures					
Capital Outlay					-
Total Expenditures					-
Total Revenues Less Expenditures					$360,000
Ending Fund Balance					$1,532,783

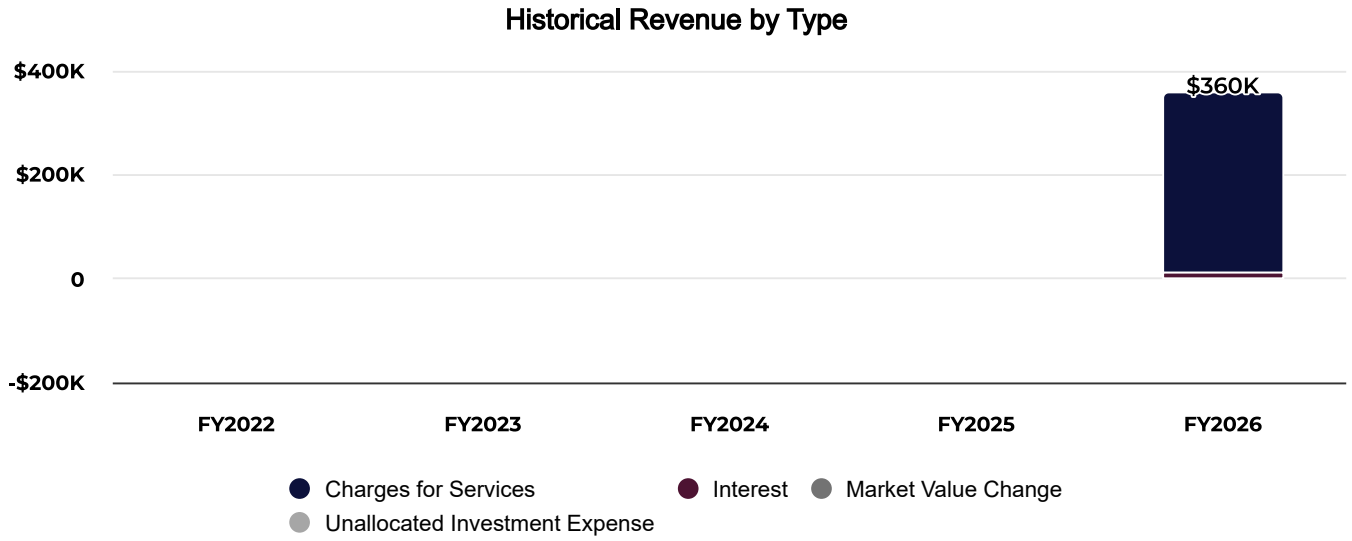

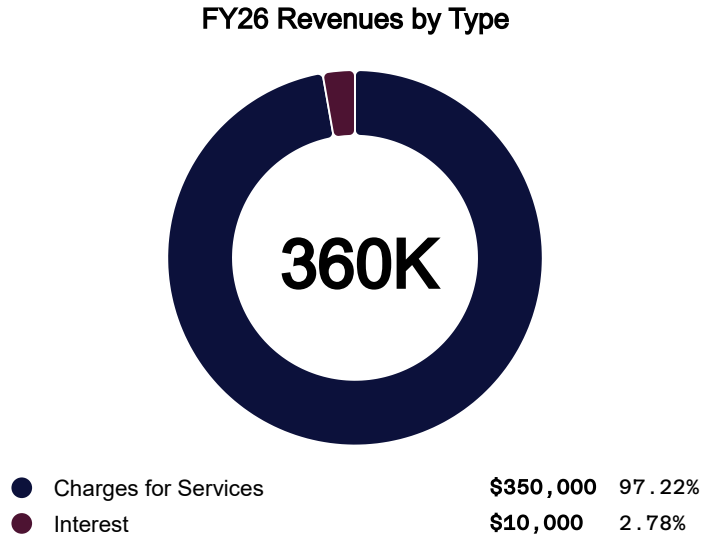

Revenues by Type

Category	FY 2022 Actuals	FY 2023 Actuals	FY 2024 Actuals	FY 2025 Amended Budget	FY 2026 Budgeted
Charges for Services					$350,000
Interest					$10,000
Market Value Change					-
Unallocated Investment Expense					-
Total Revenues					**$360,000**

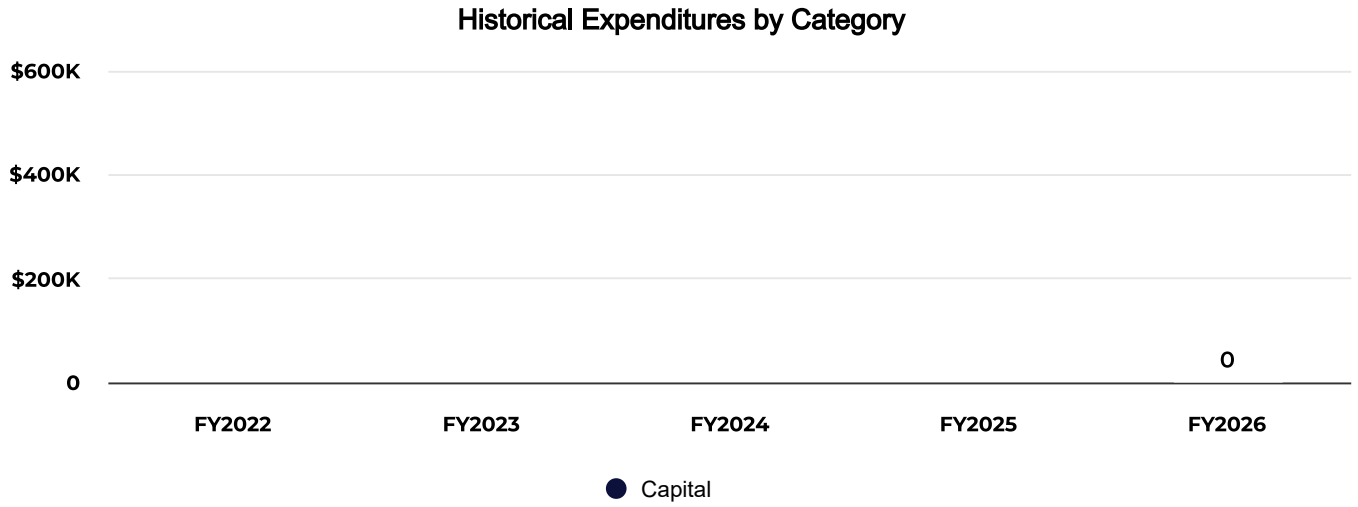

Expenditures by Category

Category	FY 2022 Actuals	FY 2023 Actuals	FY 2024 Actuals	FY 2025 Amended Budget	FY 2026 Budgeted
Capital					-
Total Expenditures					**-**

Commentary

The available fund balance has been strategically growing over time, for utilization by City departments for financing of major equipment.

Fund 280 - LMD

Assessment Districts: Established to account for the financing of lighting and landscape maintenance districts (LMD) formed pursuant to the Landscaping and Lighting Act of 1972 and benefit assessment districts (BAD) formed pursuant to the Benefit Assessment Act of 1982.

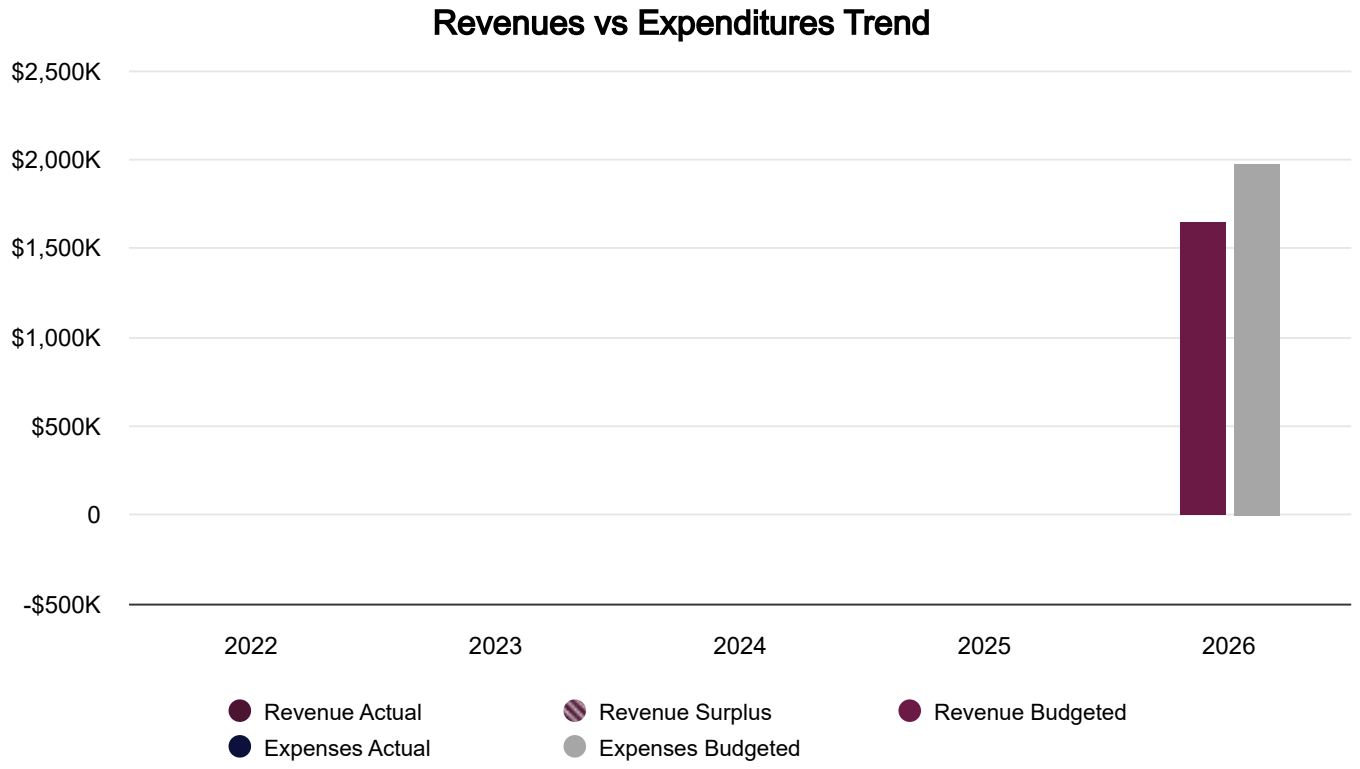

Comprehensive Fund Summary

Category	FY 2022 Actuals	FY 2023 Actuals	FY 2024 Actuals	FY 2025 Amended Budget	FY 2026 Budgeted
Beginning Fund Balance					**$1,875,112**
Revenues					
Charges for Services					$1,631,963
Investment Earnings					$10,000
Other Revenues					-
Transfers	$--,---				-
Total Revenues					**$1,641,963**
Expenditures					
Professional Services					-
Supplies					$1,631,963
Utilities					-
Repairs & Maintenance					-
Administrative Expenses					$117,000
Capital Outlay					$155,000
Operating Fees					-
Personnel Services					$68,640

Category	FY 2022 Actuals	FY 2023 Actuals	FY 2024 Actuals	FY 2025 Amended Budget	FY 2026 Budgeted
Total Expenditures					$1,972,603
Total Revenues Less Expenditures					-$330,640
Ending Fund Balance					$1,544,472

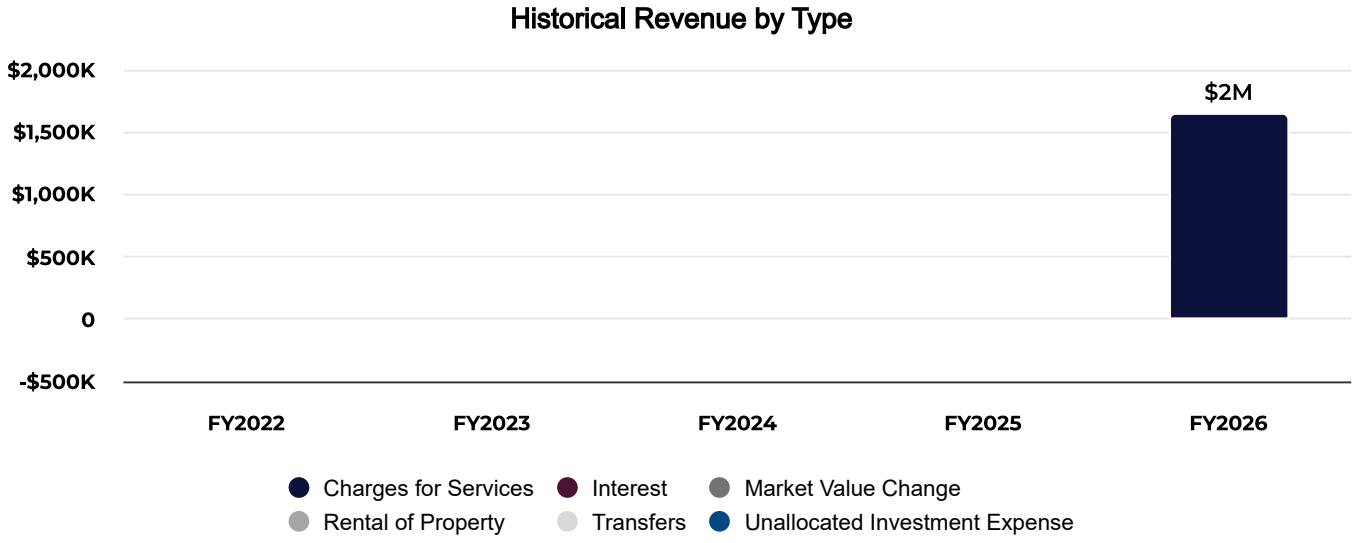

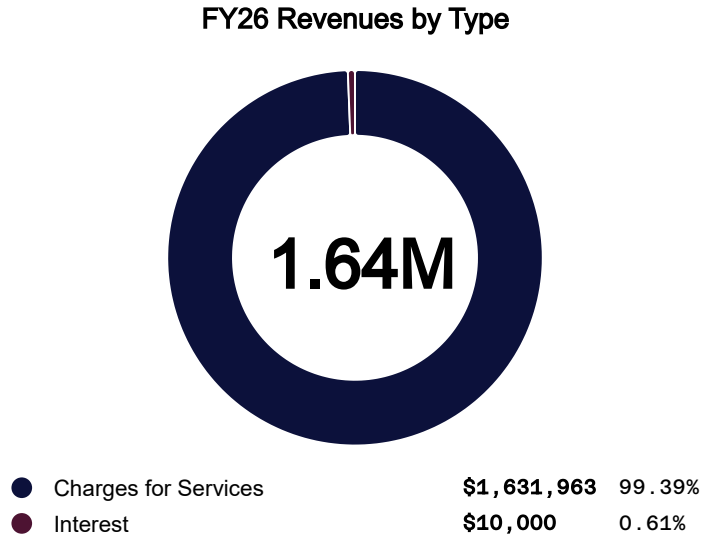

Revenues by Type

Category	FY 2022 Actuals	FY 2023 Actuals	FY 2024 Actuals	FY 2025 Amended Budget	FY 2026 Budgeted
Rental of Property					-
Charges for Services					$1,631,963
Interest					$10,000
Market Value Change					-
Unallocated Investment Expense					-
Transfers					-
Total Revenues					**$1,641,963**

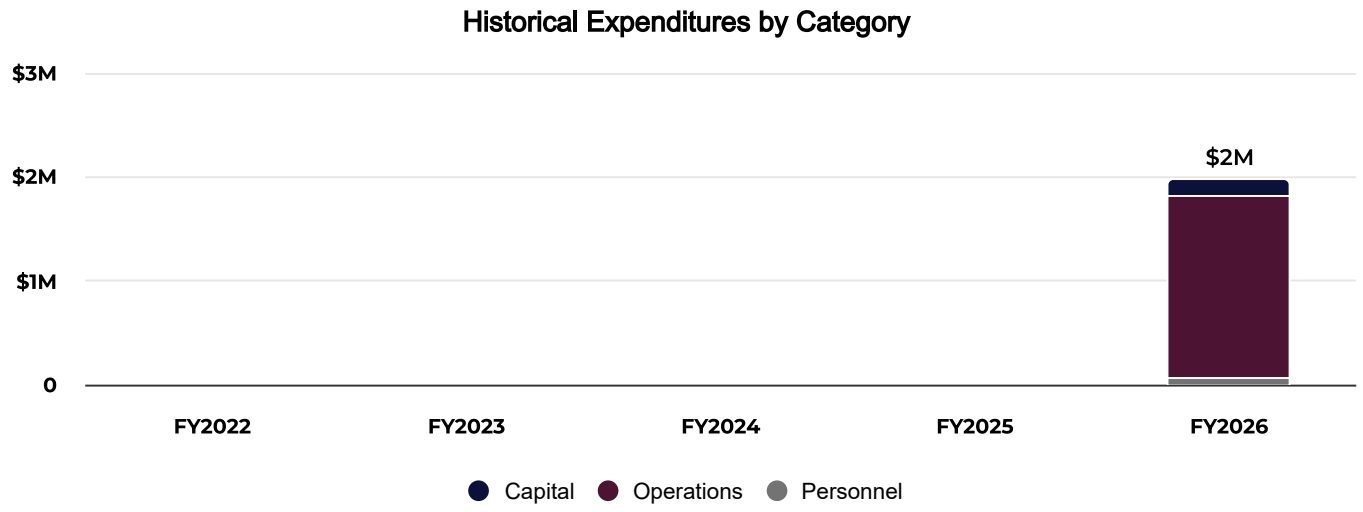

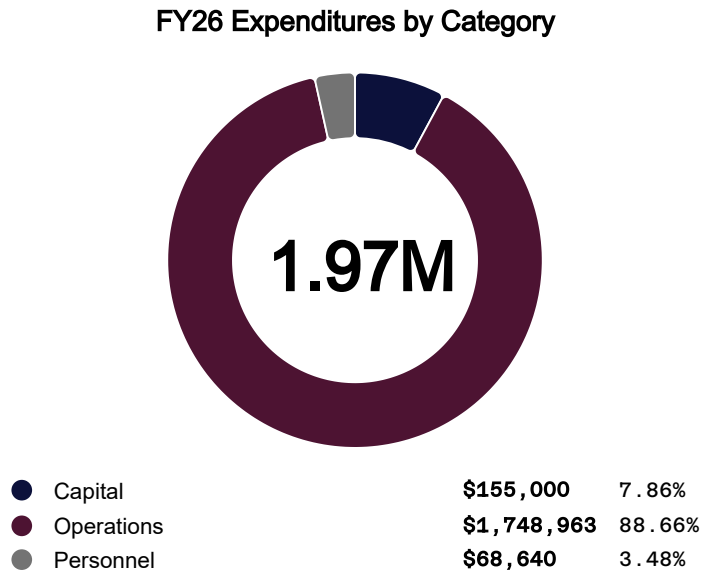

Expenditures by Category

Category	FY 2022 Actuals	FY 2023 Actuals	FY 2024 Actuals	FY 2025 Amended Budget	FY 2026 Budgeted
Personnel					$68,640
Operations					$1,748,963
Capital					$155,000

Category	FY 2022 Actuals	FY 2023 Actuals	FY 2024 Actuals	FY 2025 Amended Budget	FY 2026 Budgeted
Total Expenditures					**$1,972,603**

Commentary

Staff and consultants specializing in special districts worked together to ensure identified parcels are proportionately levied based on the benefits received, helping offset the costs of maintaining, operating, and servicing improvements within each district. The increase to personnel includes a portion of the new Financial Analyst position. The $155,000 in capital funding is for equipment purchases, including a 144" diesel mower ($40,000), a 72" mower ($14,250), a 96" diesel mower ($25,500), and a replacement 72" diesel mower ($14,250). Costs are shared with the Community Facilities Districts (Fund 550).

Fund 320 - Measure M

In November 2006, Manteca approved Measure M – A Public Safety Sales Tax. This fund has been established to track the ½-cent sales tax the city receives to fund additional Public Safety Police and Fire personnel. A Council-approved public oversight committee evaluates the expenditure plan to ensure the City adheres to the ordinance.

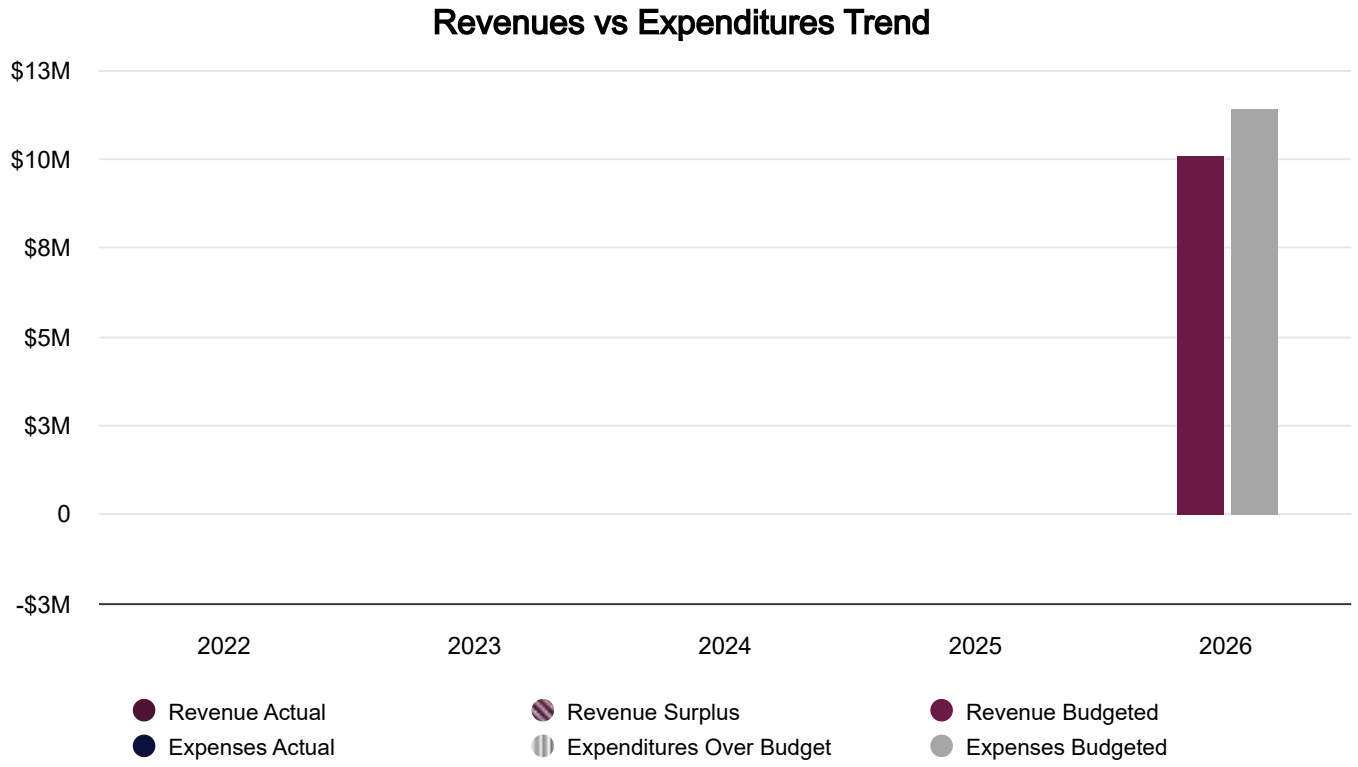

Comprehensive Fund Summary

Category	FY 2022 Actuals	FY 2023 Actuals	FY 2024 Actuals	FY 2025 Amended Budget	FY 2026 Budgeted
Beginning Fund Balance					**$5,309,197**
Revenues					
Tax & Franchise Revenues					$10,000,000
Investment Earnings					$50,000
Total Revenues					**$10,050,000**
Expenditures					
Benefits					$3,880,869
Supplies					$359,977
Administrative Expenses					$240,144
Capital Outlay					-
Salaries					$6,900,004
Total Expenditures					**$11,380,994**
Total Revenues Less Expenditures					**-$1,330,994**
Ending Fund Balance					**$3,978,203**

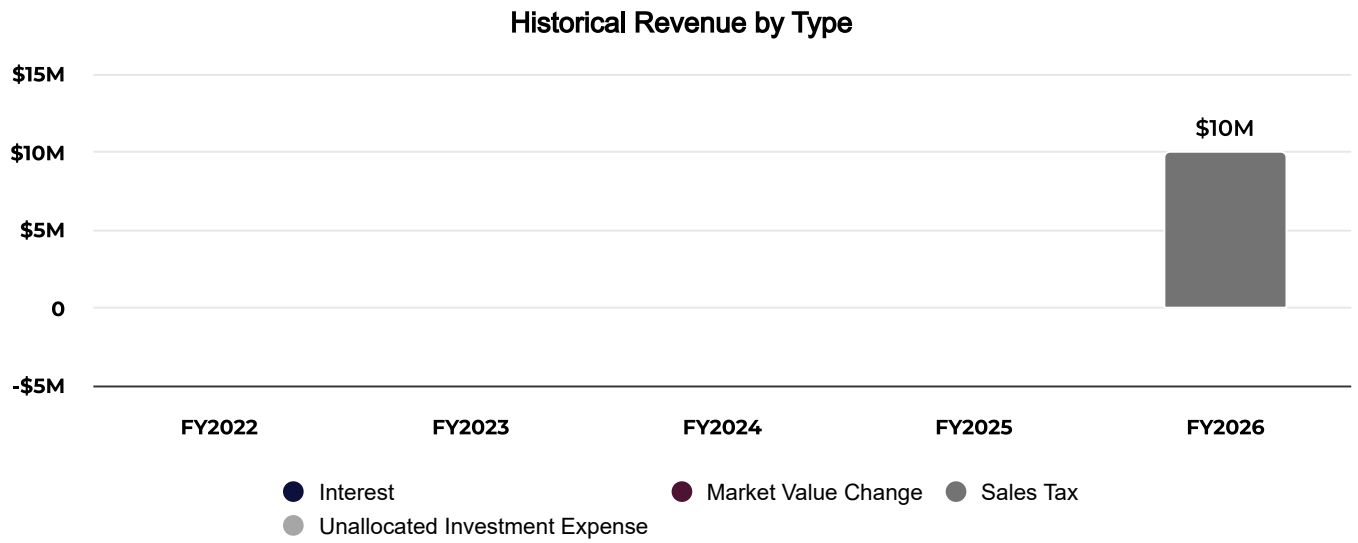

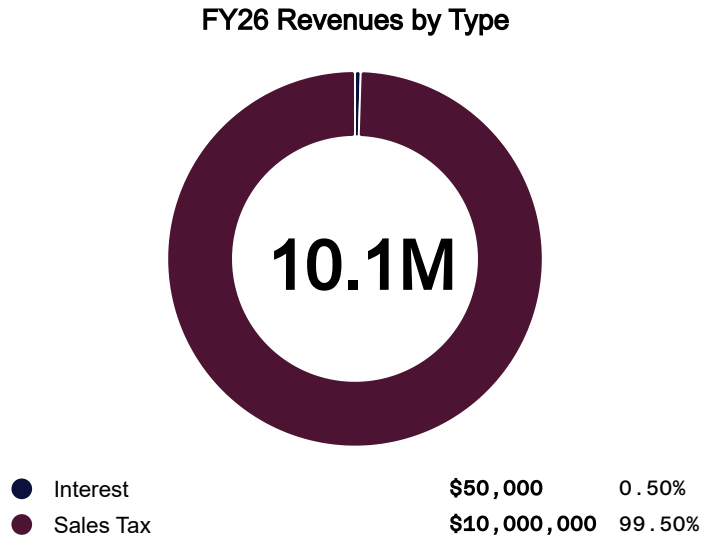

Revenues by Type

Category	FY 2022 Actuals	FY 2023 Actuals	FY 2024 Actuals	FY 2025 Amended Budget	FY 2026 Budgeted
Sales Tax					$10,000,000
Interest					$50,000
Market Value Change					-
Unallocated Investment Expense					-
Total Revenues					**$10,050,000**

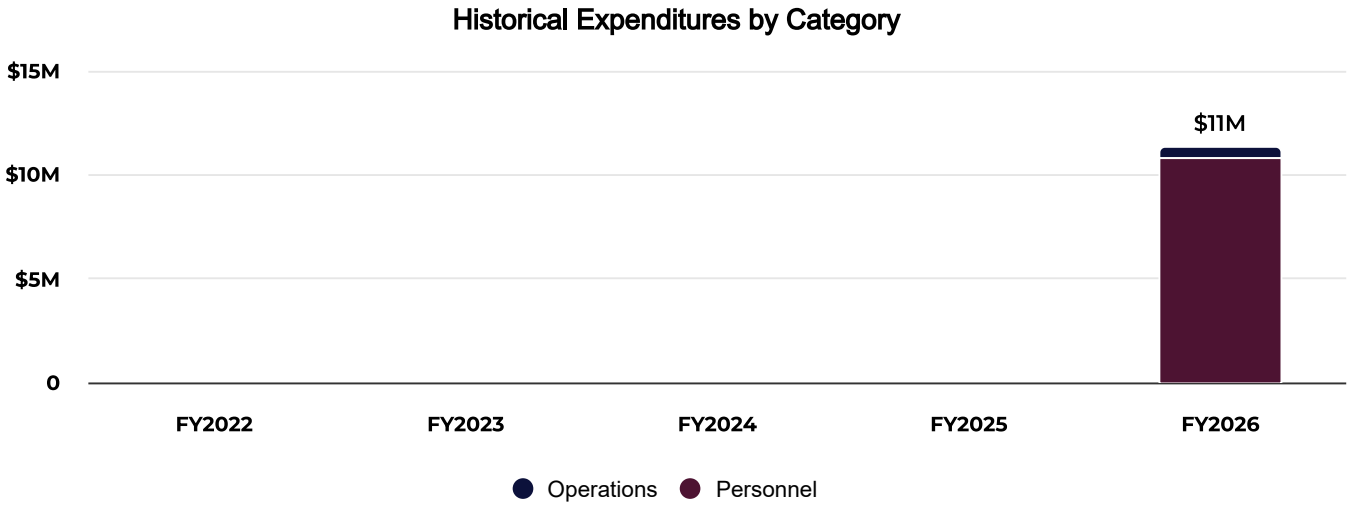

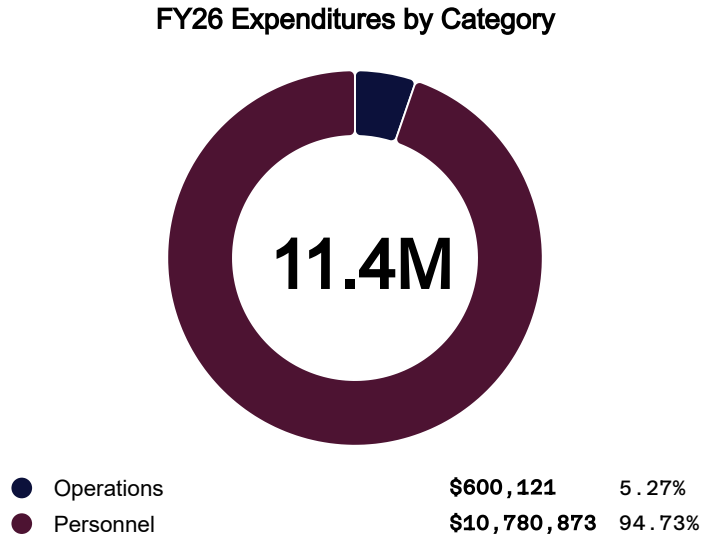

Expenditures by Category

Category	FY 2022 Actuals	FY 2023 Actuals	FY 2024 Actuals	FY 2025 Amended Budget	FY 2026 Budgeted
Personnel					$10,780,873
Operations					$600,121
Capital					-
Total Expenditures					**$11,380,994**

Commentary

For Fiscal Year 2025-26, the 25% reserve requirement equals about $2.8 million, leaving approximately $1.2 million in available fund balance. Expenditures in the budget are accounting for personnel cost, including two new patrol officers partially funded by the COPS grant.

Fund 340 - Development Services

Established to account for the collection and use of the City's development services and building related fees and associated development services activities.

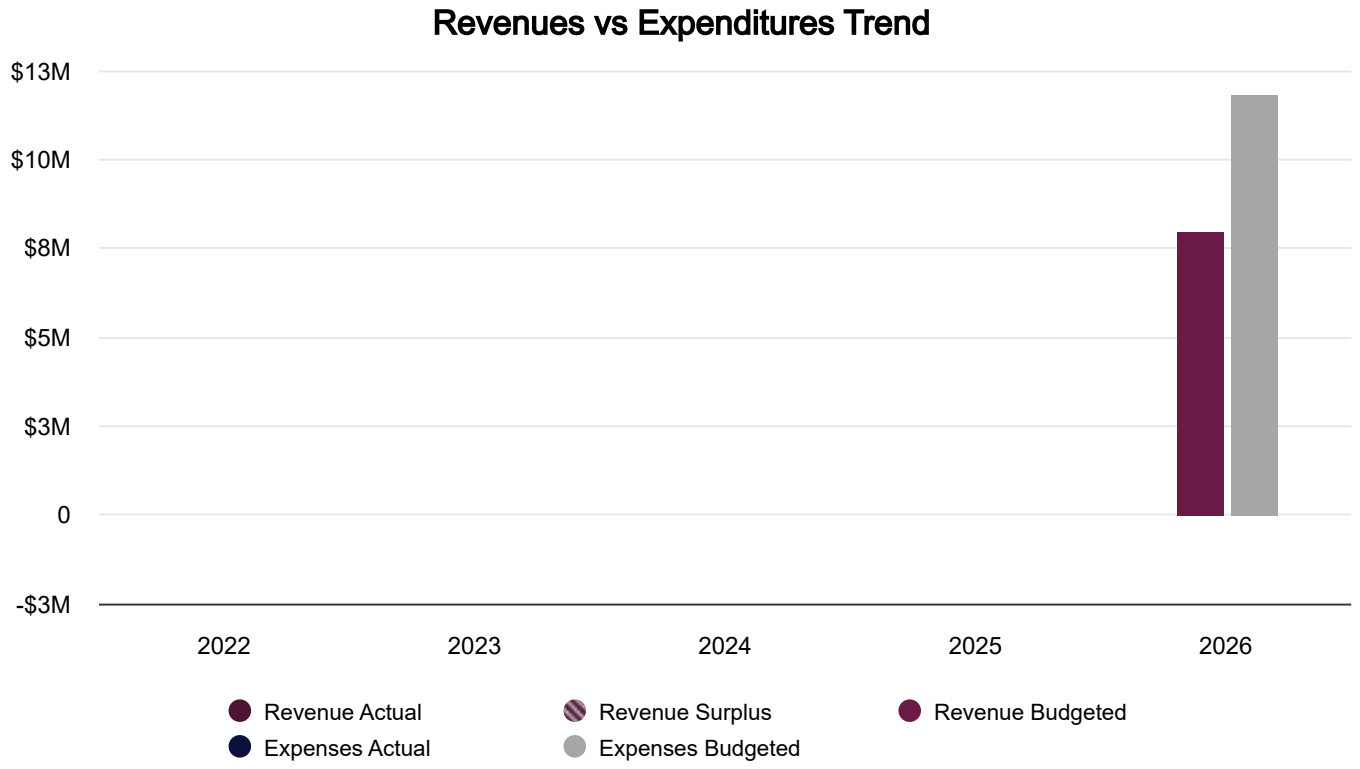

Comprehensive Fund Summary

Category	FY 2022 Actuals	FY 2023 Actuals	FY 2024 Actuals	FY 2025 Amended Budget	FY 2026 Budgeted
Beginning Fund Balance					**$14,474,082**
Revenues					
Licenses & Permits					$6,000,000
Intergovernmental					-
Charges for Services					$1,812,500
Investment Earnings					$150,000
Other Revenues					-
Total Revenues					**$7,962,500**
Expenditures					
Benefits					$1,420,343
Professional Services					$5,378,573
Supplies					$530,959
Transfers Out					-
Debt Services					-
Utilities					$50,026
Dues & Subscriptions					$85,020

Category	FY 2022 Actuals	FY 2023 Actuals	FY 2024 Actuals	FY 2025 Amended Budget	FY 2026 Budgeted
Repairs & Maintenance					$1,000
Claims & Insurance					$212,639
Administrative Expenses					$853,850
Capital Outlay					$40,000
Salaries					$2,680,217
Legal Services					$175,000
Economic Development Programs					$335,000
Maintenance Agreements & Licenses					$35,000
Personnel Services					$25,033
Total Expenditures					**$11,822,660**
Total Revenues Less Expenditures					**-$3,860,160**
Ending Fund Balance					**$10,613,922**

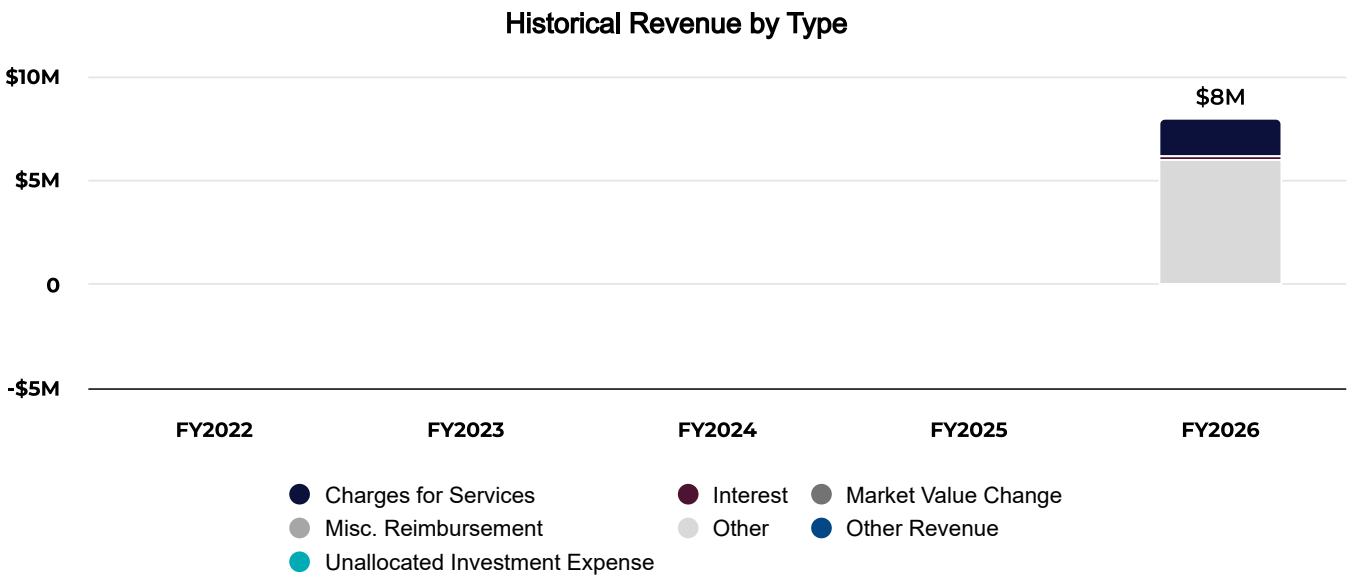

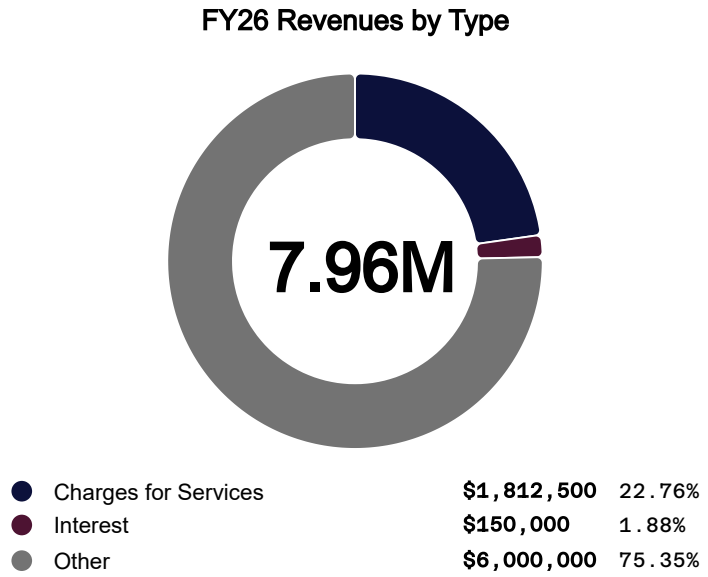

Revenues by Type

Category	FY 2022 Actuals	FY 2023 Actuals	FY 2024 Actuals	FY 2025 Amended Budget	FY 2026 Budgeted
Misc. Reimbursement					-
Other					$6,000,000
Charges for Services					$1,812,500
Interest					$150,000
Market Value Change					-
Unallocated Investment Expense					-
Other Revenue					-
Total Revenues					**$7,962,500**

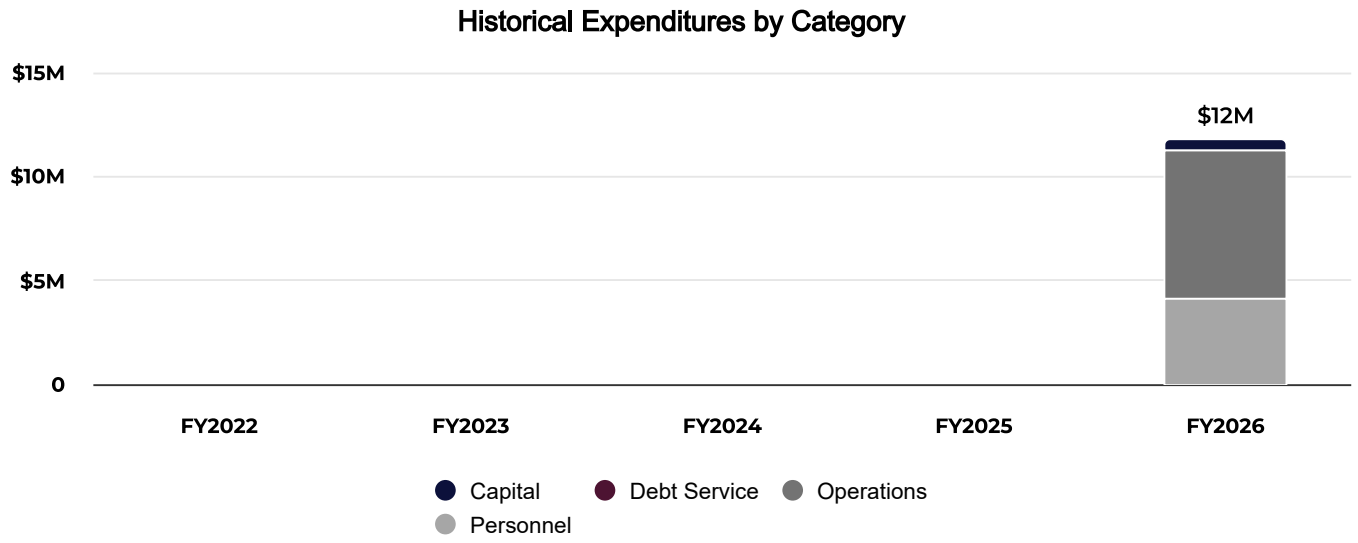

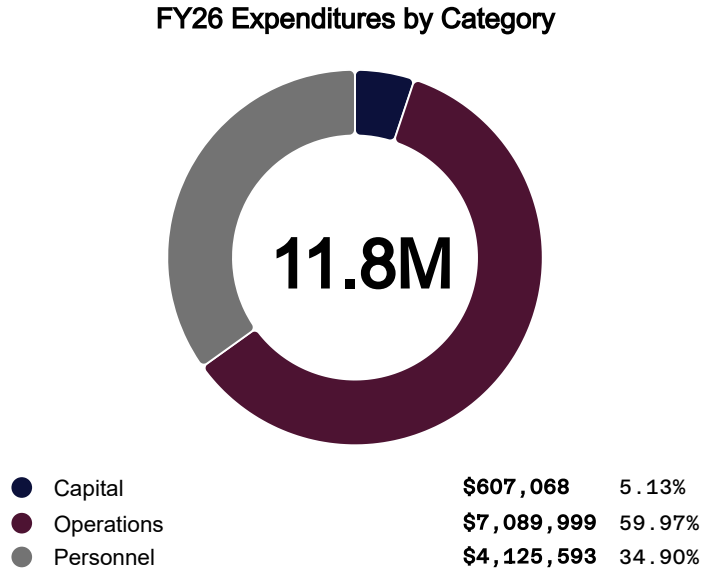

Expenditures by Category

Category	FY 2022 Actuals	FY 2023 Actuals	FY 2024 Actuals	FY 2025 Amended Budget	FY 2026 Budgeted
Personnel					$4,125,593

Category	FY 2022 Actuals	FY 2023 Actuals	FY 2024 Actuals	FY 2025 Amended Budget	FY 2026 Budgeted
Operations					$7,089,999
Capital					$607,068
Debt Service					-
Transfers					-
Total Expenditures					**$11,822,660**

Commentary

Professional service operating costs have historically been over budgeted, with actual expenses coming in significantly lower. Capital costs for Fiscal Year 2025-26 include added funding for the Family Entertainment Zone ($417,068), the French Camp Canal Master Study ($150,000), and a new vehicle ($40,000). Unspent capital will roll into the next fiscal year. While a $3.8 million deficit is projected, actual spending is expected to be much lower. Given the 50% reserve requirement is $5.9 million, drawing down on reserves is acceptable.

Fund 350 - Innovation and Technology

Established to account for all funding received from lease revenue from cellular towers and other technology projects for use in economic development.

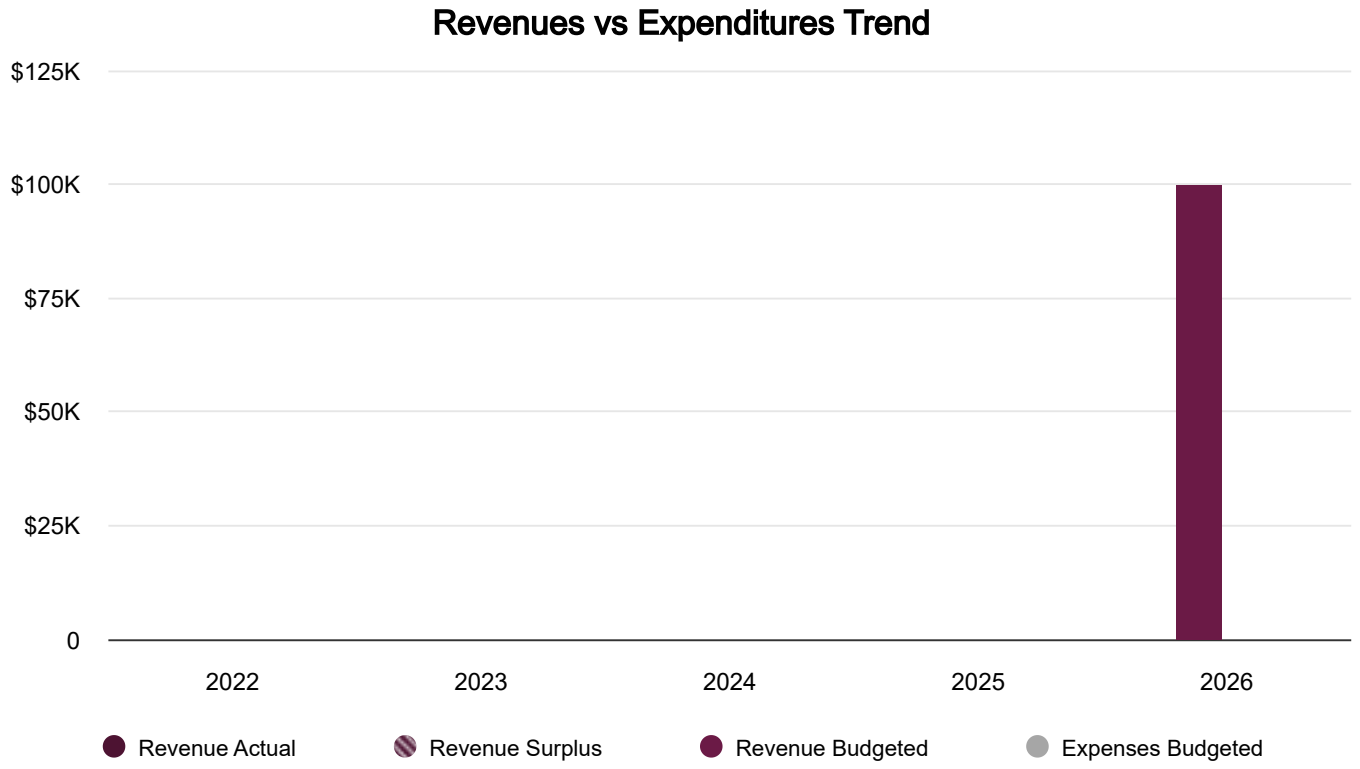

Comprehensive Fund Summary

Category	FY 2022 Actuals	FY 2023 Actuals	FY 2024 Actuals	FY 2025 Amended Budget	FY 2026 Budgeted
Beginning Fund Balance					**$403,025**
Revenues					
Investment Earnings					-
Other Revenues					$100,000
Total Revenues					**$100,000**
Expenditures					
Professional Services					-
Total Expenditures					**-**
Total Revenues Less Expenditures					**$100,000**
Ending Fund Balance					**$503,025**

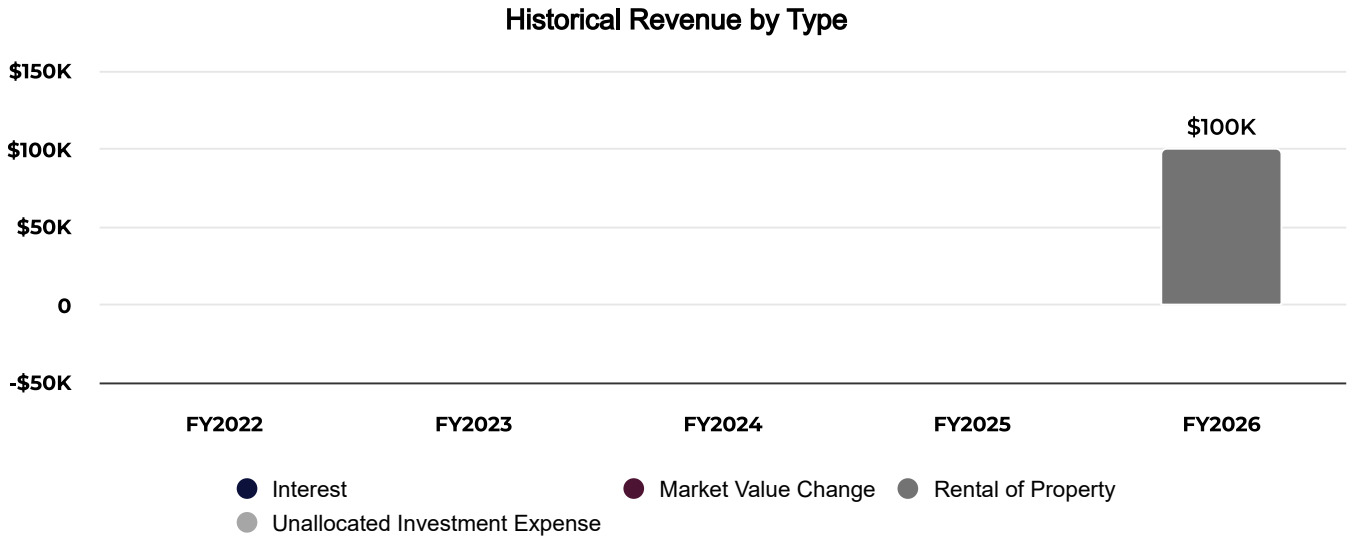

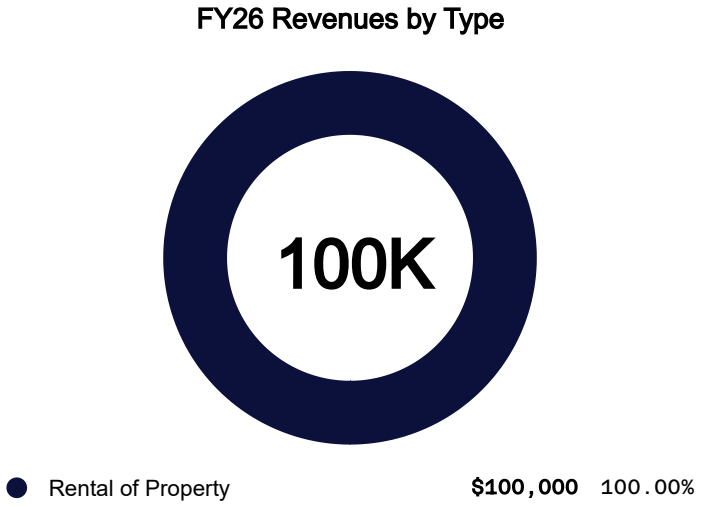

Revenues by Type

Category	FY 2022 Actuals	FY 2023 Actuals	FY 2024 Actuals	FY 2025 Amended Budget	FY 2026 Budgeted
Rental of Property					$100,000
Interest					-
Market Value Change					-
Unallocated Investment Expense					-
Total Revenues					**$100,000**

Historical Expenditures by Category

Expenditures by Category

Category	FY 2022 Actuals	FY 2023 Actuals	FY 2024 Actuals	FY 2025 Amended Budget	FY 2026 Budgeted
Operations					-
Total Expenditures					**-**

Commentary

Revenues account for maintenance of network and future "Smart City" technology initiatives. Expenses will occur when projects are approved.

Fund 420 - Gas Tax / Street Improvement

State Gasoline Tax (Gas Tax): Established to account for the construction and maintenance of the street system within Manteca and financed by the City's share of the state gasoline taxes.

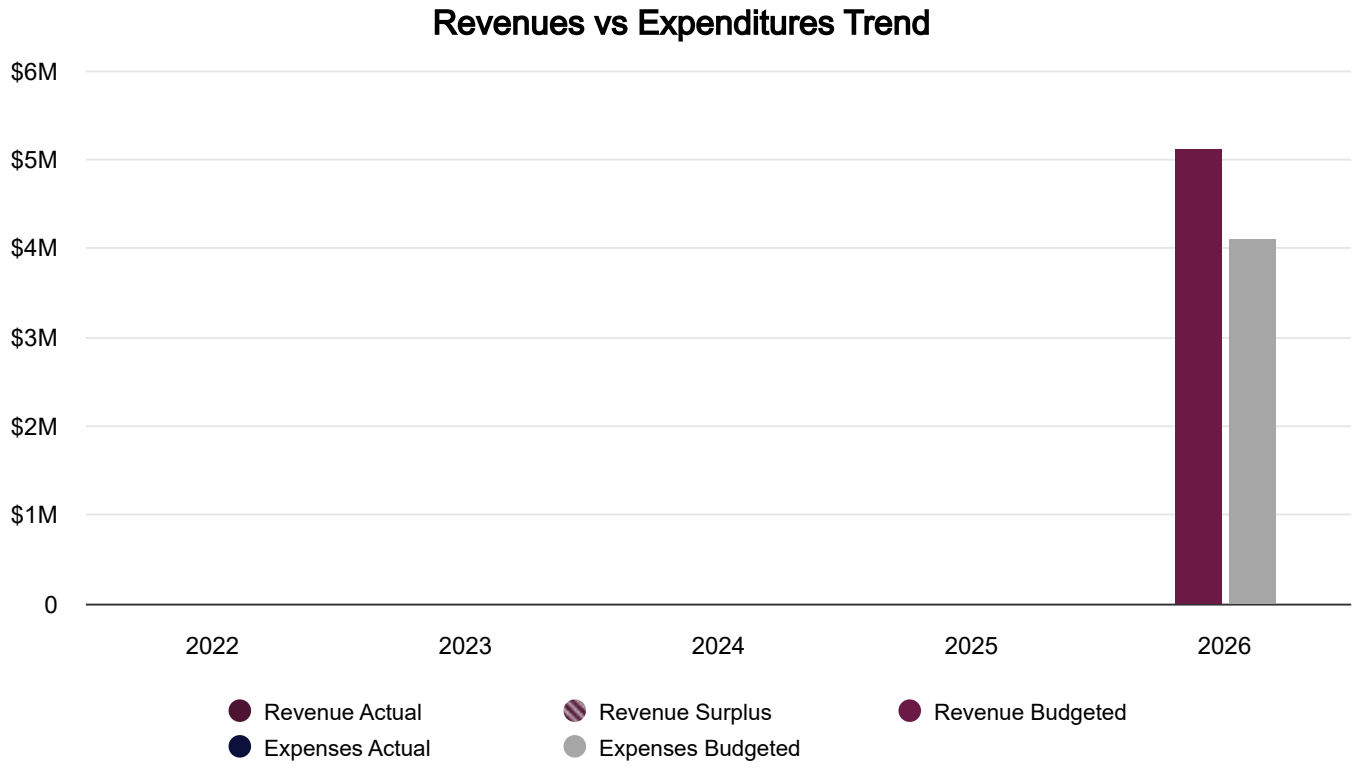

Comprehensive Fund Summary

Category	FY 2022 Actuals	FY 2023 Actuals	FY 2024 Actuals	FY 2025 Amended Budget	FY 2026 Budgeted
Beginning Fund Balance					**$132,087**
Revenues					
Intergovernmental					$2,557,248
Investment Earnings					$50,000
Other Revenues					-
Transfers					$2,500,000
Total Revenues					**$5,107,248**
Expenditures					
Benefits					$691,704
Professional Services					$94,500
Supplies					$426,296
Utilities					$1,000
Dues & Subscriptions					$1,200
Repairs & Maintenance					$683,000
Claims & Insurance					$103,912
Administrative Expenses					$177,011

Category	FY 2022 Actuals	FY 2023 Actuals	FY 2024 Actuals	FY 2025 Amended Budget	FY 2026 Budgeted
Capital Outlay					-
Capital Improvement					-
Salaries					$1,204,029
Maintenance Agreements & Licenses					$675,000
Operating Fees					$27,000
Personnel Services					$8,344
Total Expenditures					**$4,092,996**
Total Revenues Less Expenditures					**$1,014,252**
Ending Fund Balance					**$1,146,339**

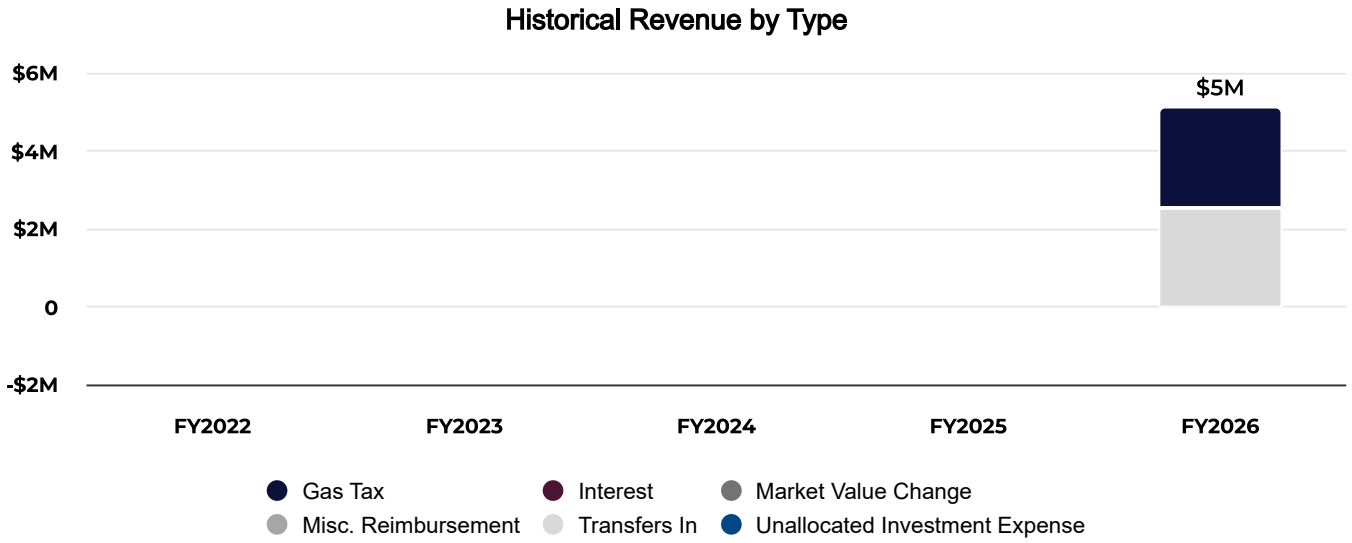

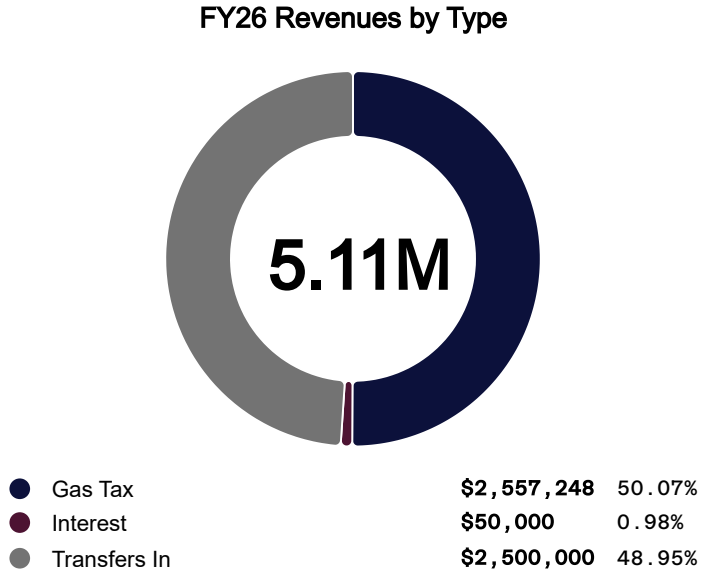

Revenues by Type

Category	FY 2022 Actuals	FY 2023 Actuals	FY 2024 Actuals	FY 2025 Amended Budget	FY 2026 Budgeted
Gas Tax					$2,557,248

Category	FY 2022 Actuals	FY 2023 Actuals	FY 2024 Actuals	FY 2025 Amended Budget	FY 2026 Budgeted
Misc. Reimbursement					-
Interest					$50,000
Market Value Change					-
Unallocated Investment Expense					-
Transfers In					$2,500,000
Total Revenues					**$5,107,248**

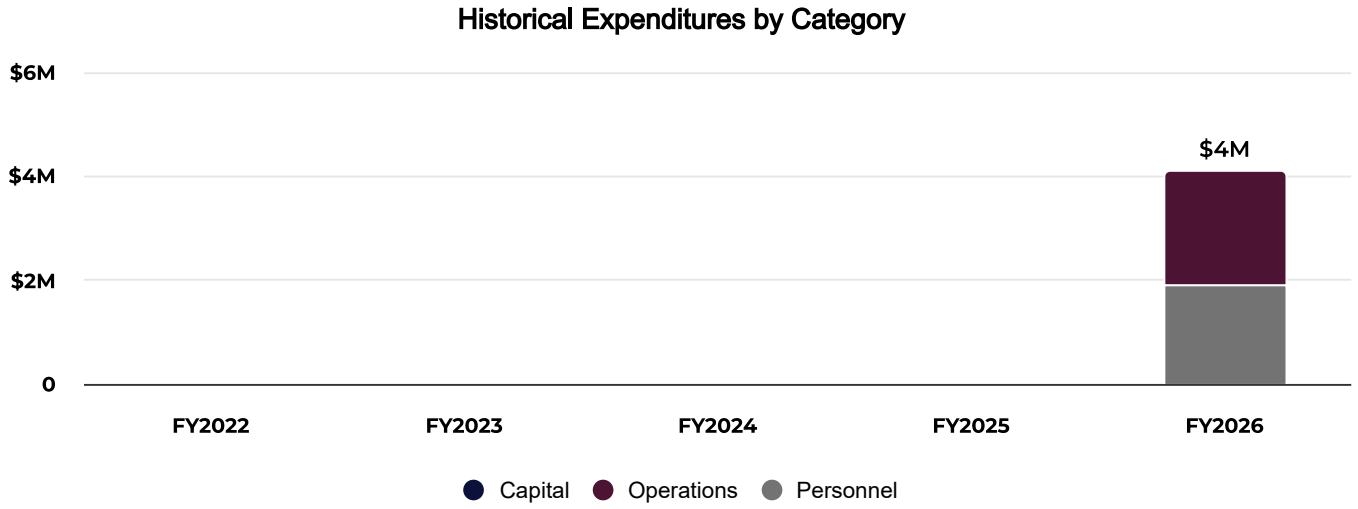

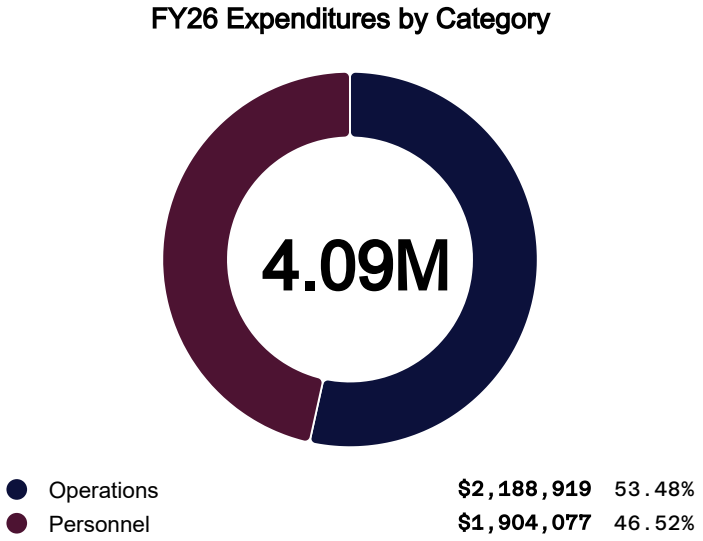

Expenditures by Category

Category	FY 2022 Actuals	FY 2023 Actuals	FY 2024 Actuals	FY 2025 Amended Budget	FY 2026 Budgeted
Personnel					$1,904,077
Operations					$2,188,919
Capital					-
Total Expenditures					**$4,092,996**

Commentary

Gas tax revenues are declining statewide due to increased fuel efficiency, more electric vehicles, and reduced gasoline use, which lowers traditional per-gallon tax income. To offset this, a $2.5 million transfer from Measure Q is included to support road and street maintenance. Operating expenses are 18% higher than Fiscal Year 2024-25 due to pavement maintenance and for additional work. In addition, $673,000 in capital was shifted from Fiscal Year 2025-26 to Fiscal Year 2024-25 using American Rescue Plan Act (ARPA) funds to help relieve pressure on the fund.

Fund 425 - Gas Tax / Street Improvement SB1

Senate Bill 1 (Local Streets and Roads): This fund was established to manage State of California funding from the Road Maintenance and Rehabilitation Account, which supports deferred maintenance of local streets and roads.

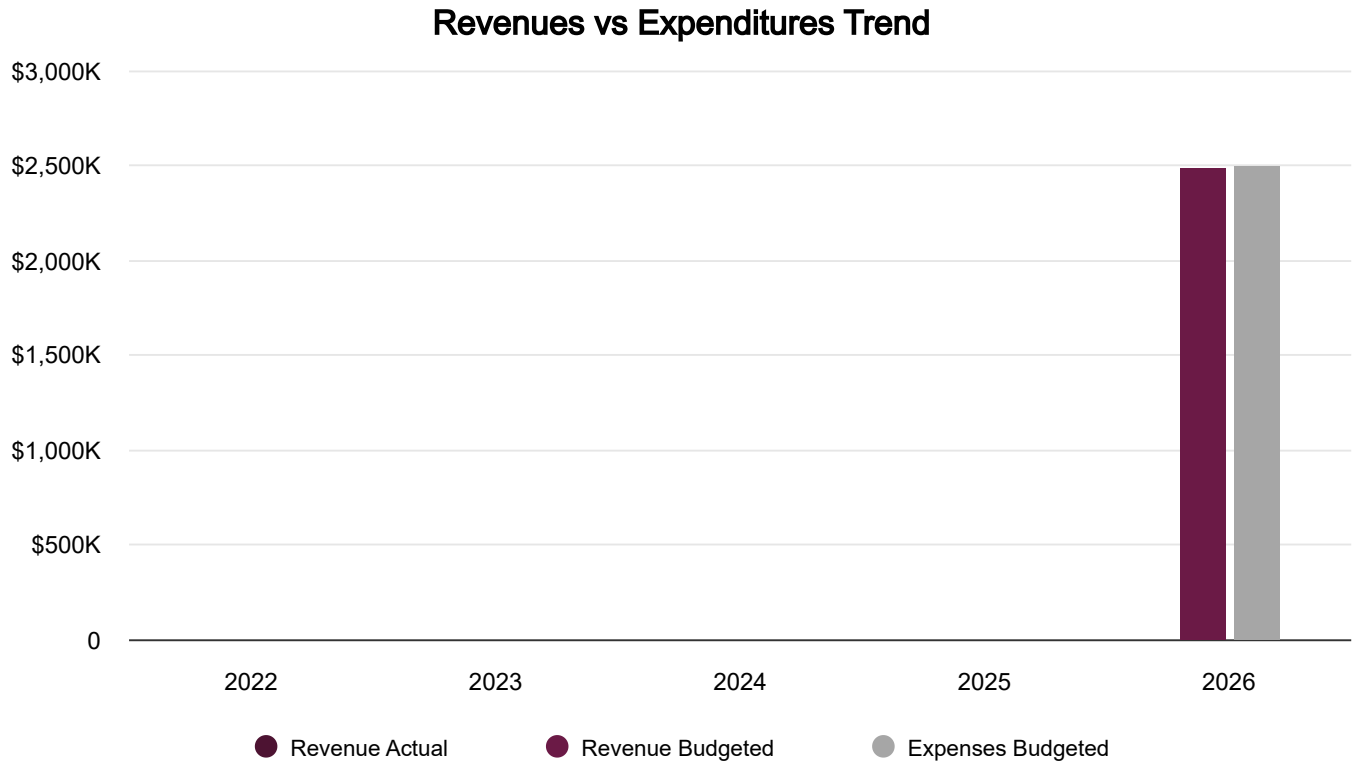

Comprehensive Fund Summary

Category	FY 2022 Actuals	FY 2023 Actuals	FY 2024 Actuals	FY 2025 Amended Budget	FY 2026 Budgeted
Beginning Fund Balance					**$2,259,421**
Revenues					
Intergovernmental					$2,385,370
Investment Earnings					$100,000
Total Revenues					**$2,485,370**
Expenditures					
Capital Improvement					$2,500,000
Total Expenditures					**$2,500,000**
Total Revenues Less Expenditures					**-$14,630**
Ending Fund Balance					**$2,244,791**

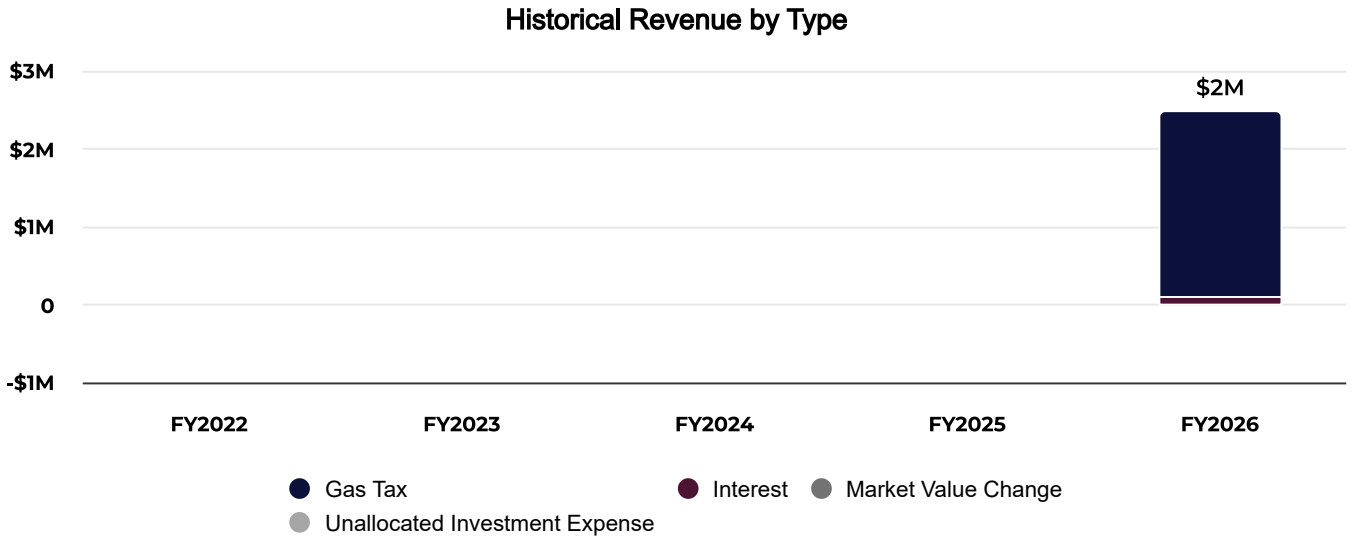

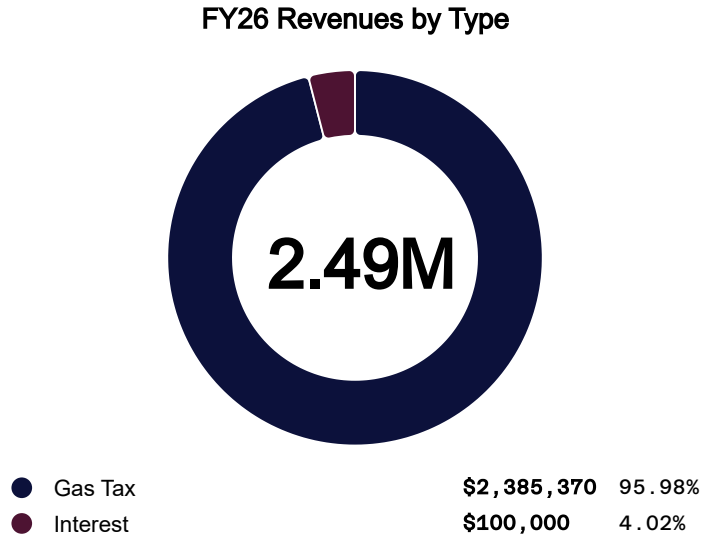

Revenues by Type

Category	FY 2022 Actuals	FY 2023 Actuals	FY 2024 Actuals	FY 2025 Amended Budget	FY 2026 Budgeted
Gas Tax					$2,385,370
Interest					$100,000
Market Value Change					-
Unallocated Investment Expense					-
Total Revenues					**$2,485,370**

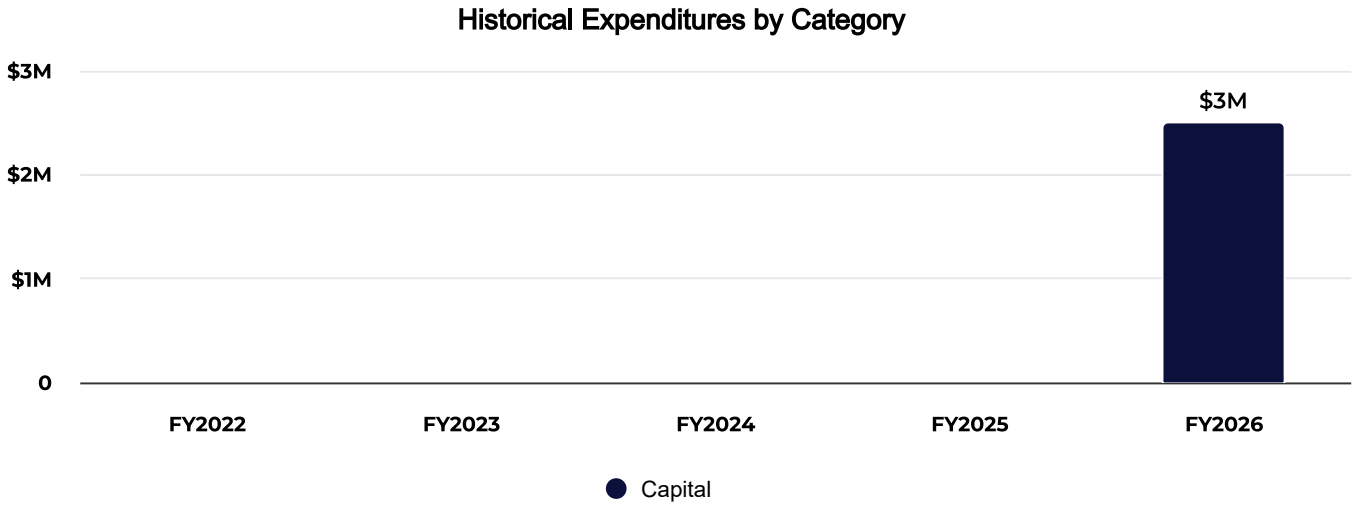

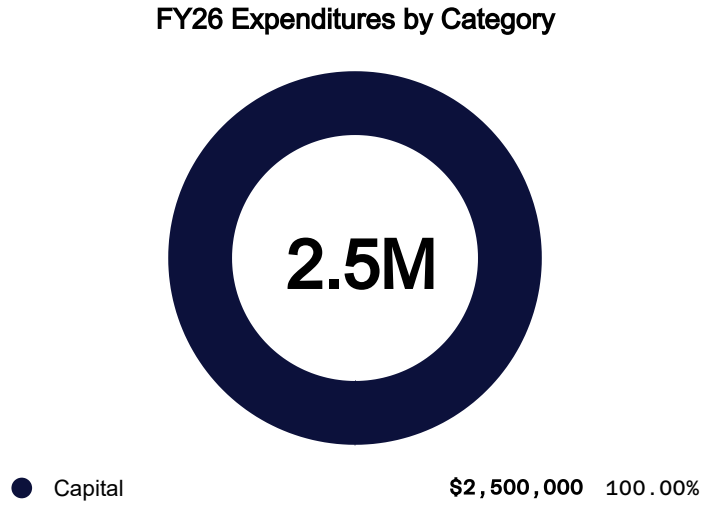

Expenditures by Category

Category	FY 2022 Actuals	FY 2023 Actuals	FY 2024 Actuals	FY 2025 Amended Budget	FY 2026 Budgeted
Capital					$2,500,000
Total Expenditures					**$2,500,000**

Commentary

The $2.4 million in capital funding is designated for a new Pavement Maintenance Project on the east side of Highway 99.

Fund 430 - RTIF

Regional Transportation Impact Fees: Established to account for fees collected from development projects that have an impact upon the Regional Transportation Network. Funds will be used exclusively to construct projects identified in the RTIF Capital Project list. Funds collected locally are part of a regional effort and will be used within the region and City to mitigate traffic congestion.

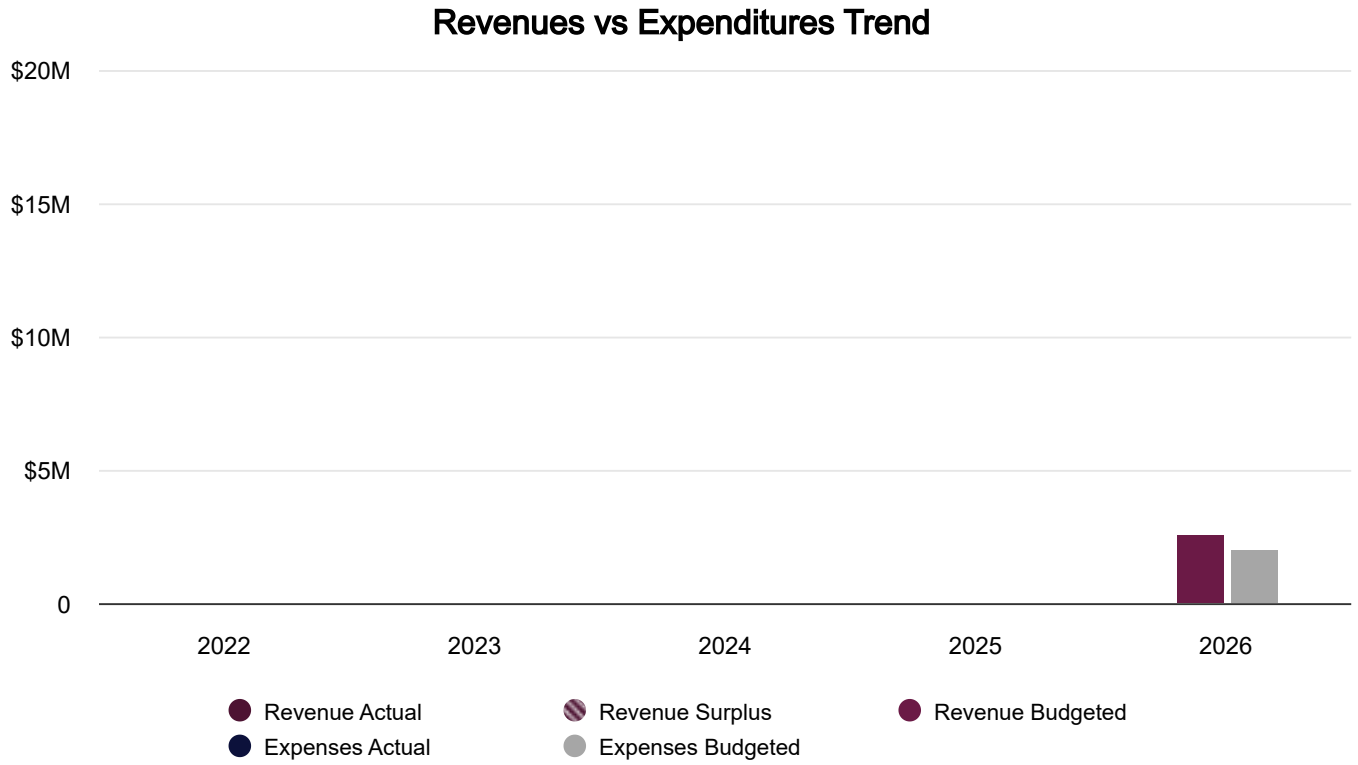

Comprehensive Fund Summary

Category	FY 2022 Actuals	FY 2023 Actuals	FY 2024 Actuals	FY 2025 Amended Budget	FY 2026 Budgeted
Beginning Fund Balance					**$22,607,350**
Revenues					
Charges for Services					$2,482,000
Investment Earnings					$20,000
Other Revenues					-
Total Revenues					**$2,502,000**
Expenditures					
Professional Services					-
Capital Improvement					$2,000,000
Total Expenditures					**$2,000,000**
Total Revenues Less Expenditures					**$502,000**
Ending Fund Balance					**$23,109,350**

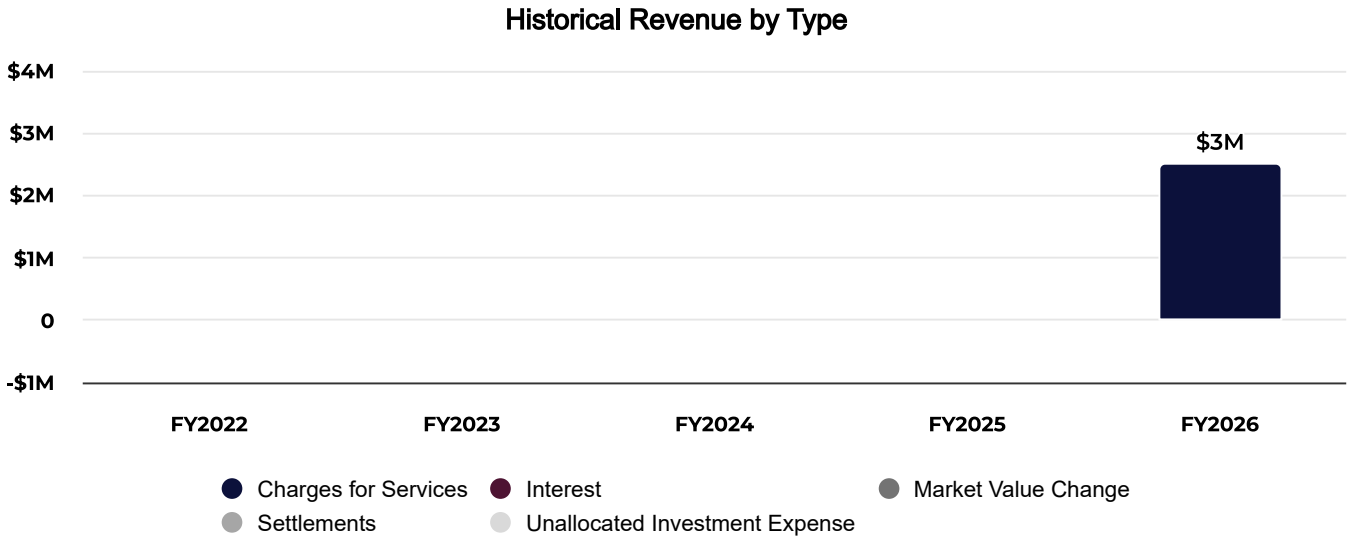

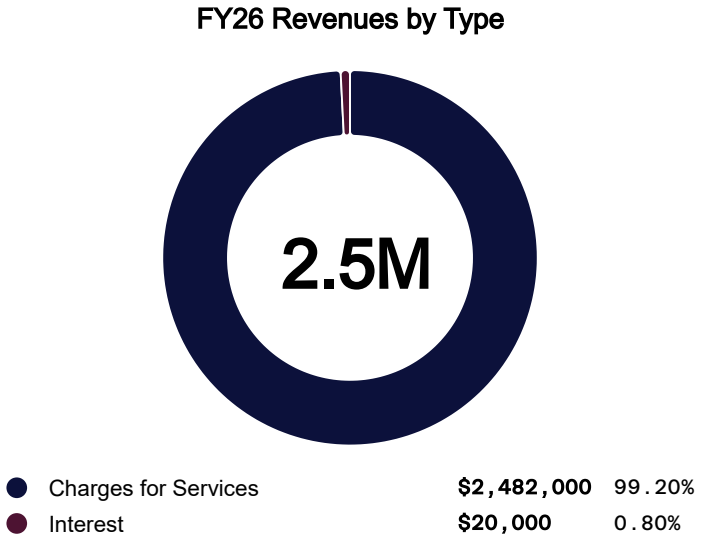

Revenues by Type

Category	FY 2022 Actuals	FY 2023 Actuals	FY 2024 Actuals	FY 2025 Amended Budget	FY 2026 Budgeted
Settlements					-
Charges for Services					$2,482,000
Interest					$20,000
Market Value Change					-
Unallocated Investment Expense					-
Total Revenues					**$2,502,000**

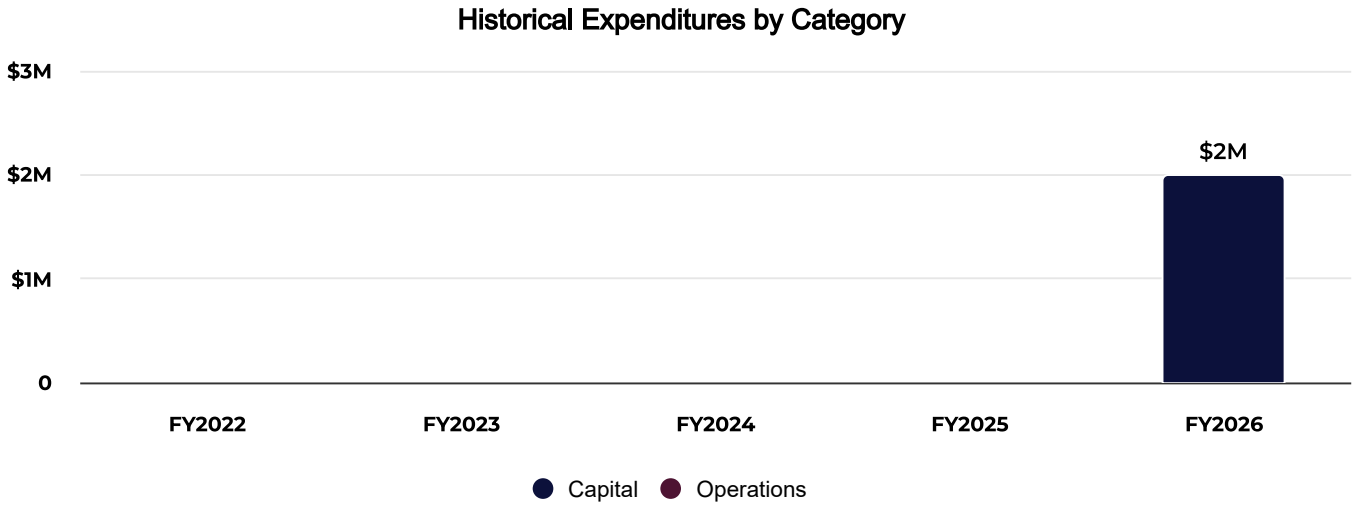

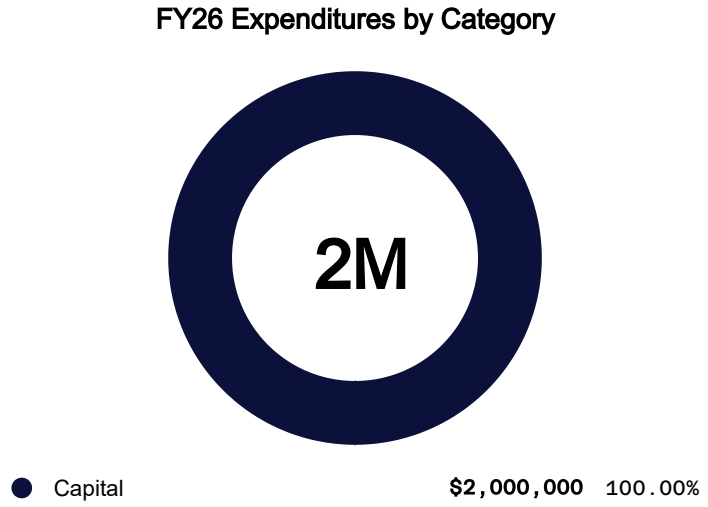

Expenditures by Category

Category	FY 2022 Actuals	FY 2023 Actuals	FY 2024 Actuals	FY 2025 Amended Budget	FY 2026 Budgeted
Operations					-
Capital					$2,000,000
Total Expenditures					**$2,000,000**

Commentary

The $2 million in capital funding is an additional appropriation for the Airport Way Widening Project (CIP 11027) to complete the project.

Fund 440 - Measure K

Measure K: Established to account for the construction and maintenance of the street system within Manteca and financed with a ½-cent sales tax approved by voters in 1990 and levied for that purpose by San Joaquin County. The tax was authorized to be levied and collected for a 20-year period. In November 2006, voters extended the tax for an additional 30 years.

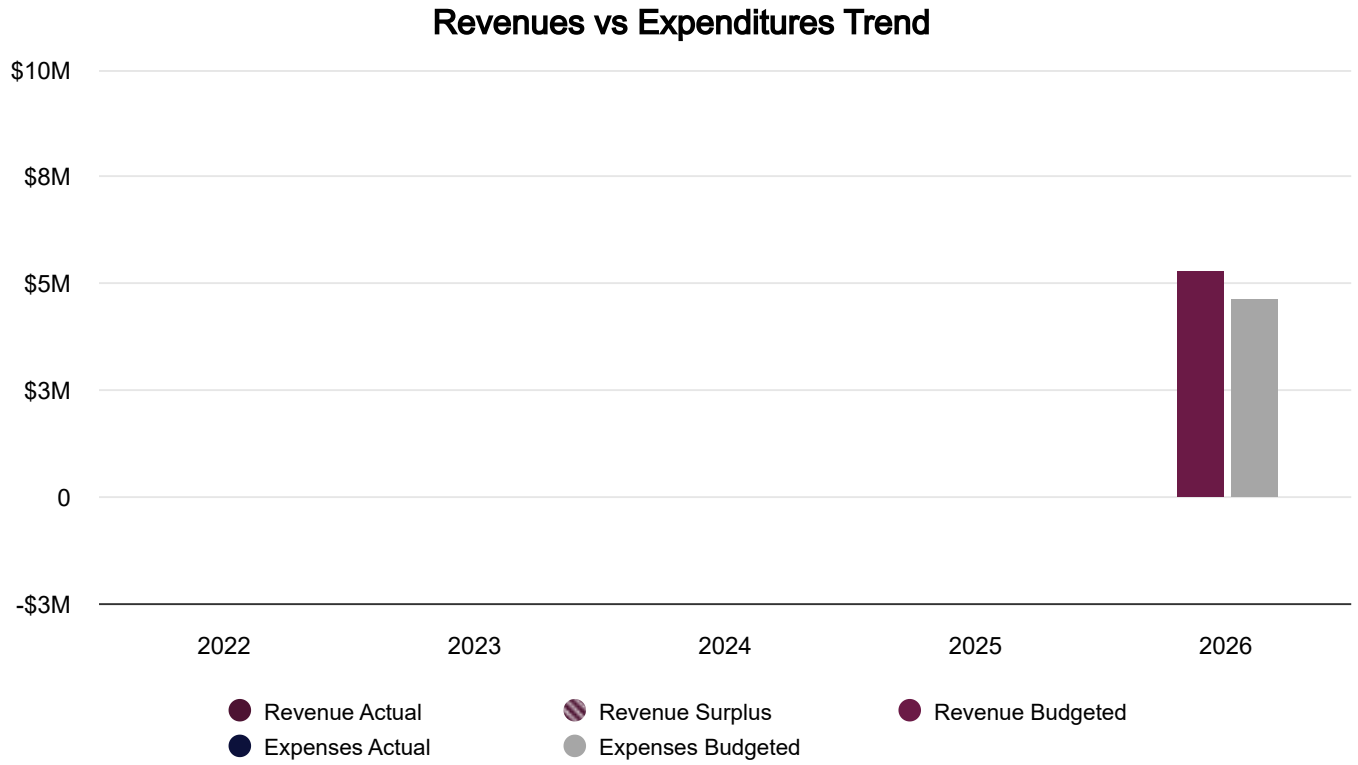

Comprehensive Fund Summary

Category	FY 2022 Actuals	FY 2023 Actuals	FY 2024 Actuals	FY 2025 Amended Budget	FY 2026 Budgeted
Beginning Fund Balance					**$5,197,744**
Revenues					
Intergovernmental					$5,294,176
Investment Earnings					-
Total Revenues					**$5,294,176**
Expenditures					
Benefits					$233,046
Repairs & Maintenance					-
Claims & Insurance					$16,577
Administrative Expenses					$22,531
Capital Improvement					$3,900,000
Salaries					$467,399
Total Expenditures					**$4,639,553**
Total Revenues Less Expenditures					**$654,623**

Category	FY 2022 Actuals	FY 2023 Actuals	FY 2024 Actuals	FY 2025 Amended Budget	FY 2026 Budgeted
Ending Fund Balance					$5,852,367

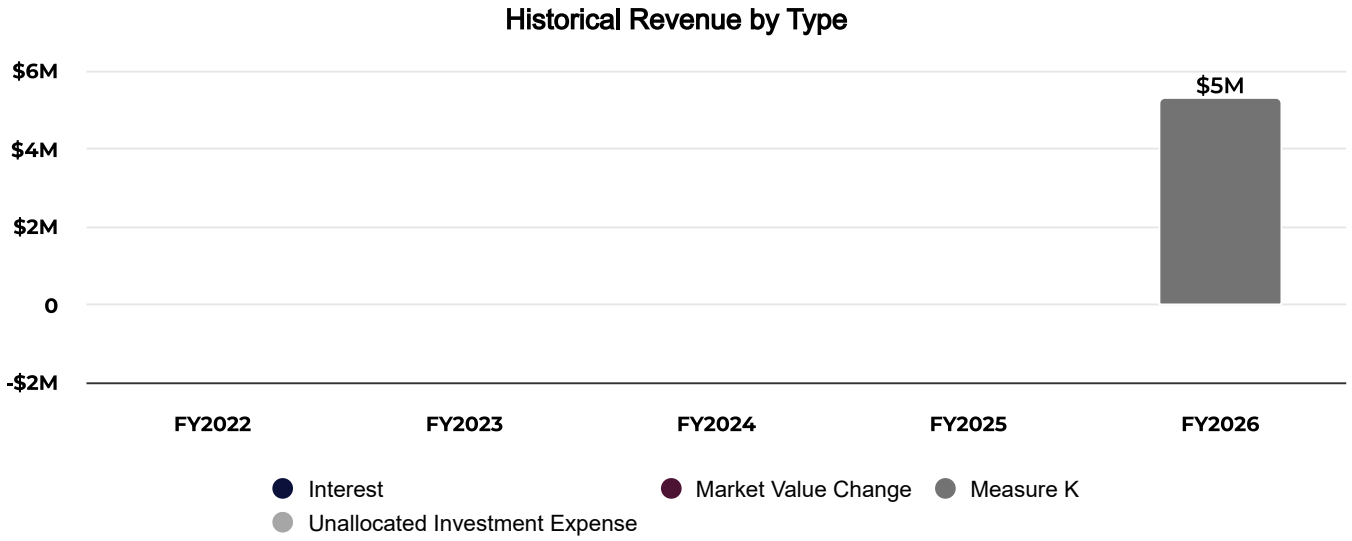

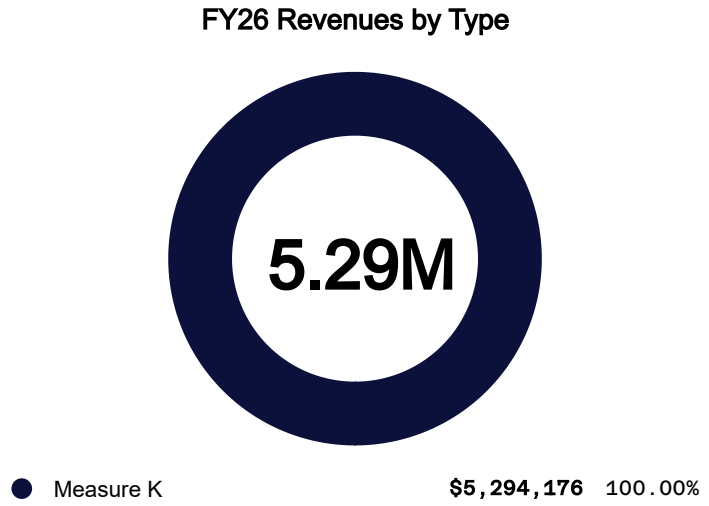

Revenues by Type

Category	FY 2022 Actuals	FY 2023 Actuals	FY 2024 Actuals	FY 2025 Amended Budget	FY 2026 Budgeted
Measure K					$5,294,176
Interest					-
Market Value Change					-
Unallocated Investment Expense					-
Total Revenues					**$5,294,176**

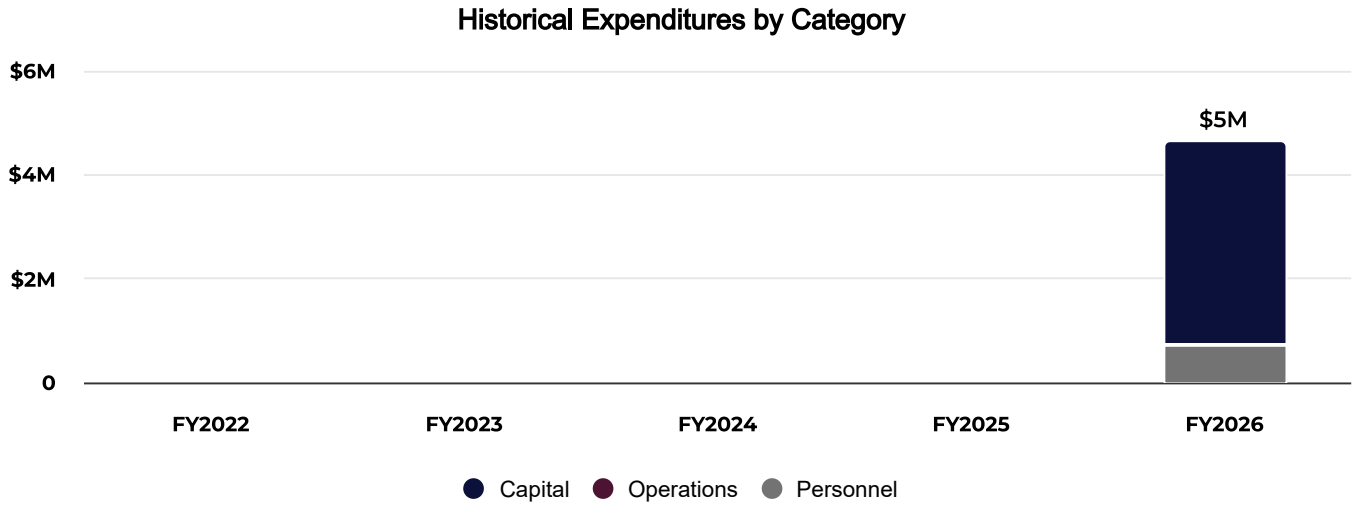

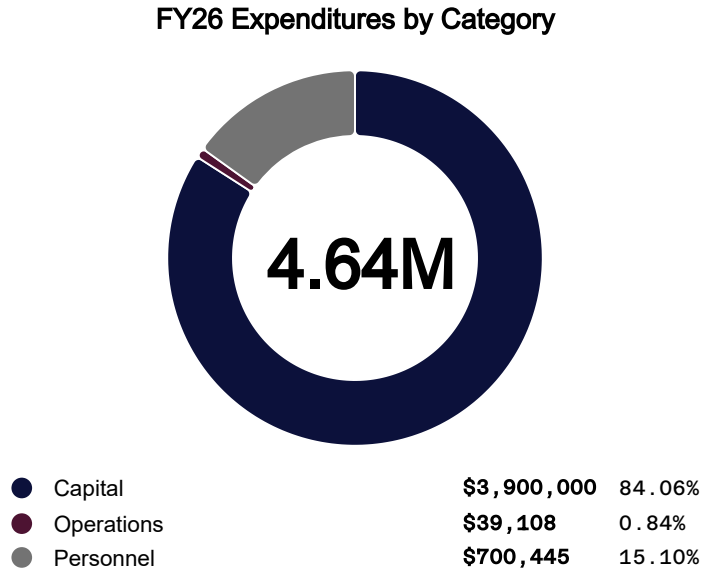

Expenditures by Category

Category	FY 2022 Actuals	FY 2023 Actuals	FY 2024 Actuals	FY 2025 Amended Budget	FY 2026 Budgeted
Personnel					$700,445
Operations					$39,108
Capital					$3,900,000
Total Expenditures					**$4,639,553**

Commentary

Operating increases are due to internal service and cost allocations. The $3.9 million in capital funding supports a 50/50 cost share for the Diverging Diamond Interchanges at SR120/Airport (CIP 22031) and SR120/Main (CIP 22032).

Fund 460 - TDA Local Transporation

Local Transportation Fund (Streets): These are the City's Local Transportation Fund (LTF) and Subsidized Street Projects funds that account for the construction and maintenance of the City's street system. These projects are funded using the City's portion of the 1/4-cent of the 6 cents retail sales tax collected statewide for transportation and using state and federal grants.

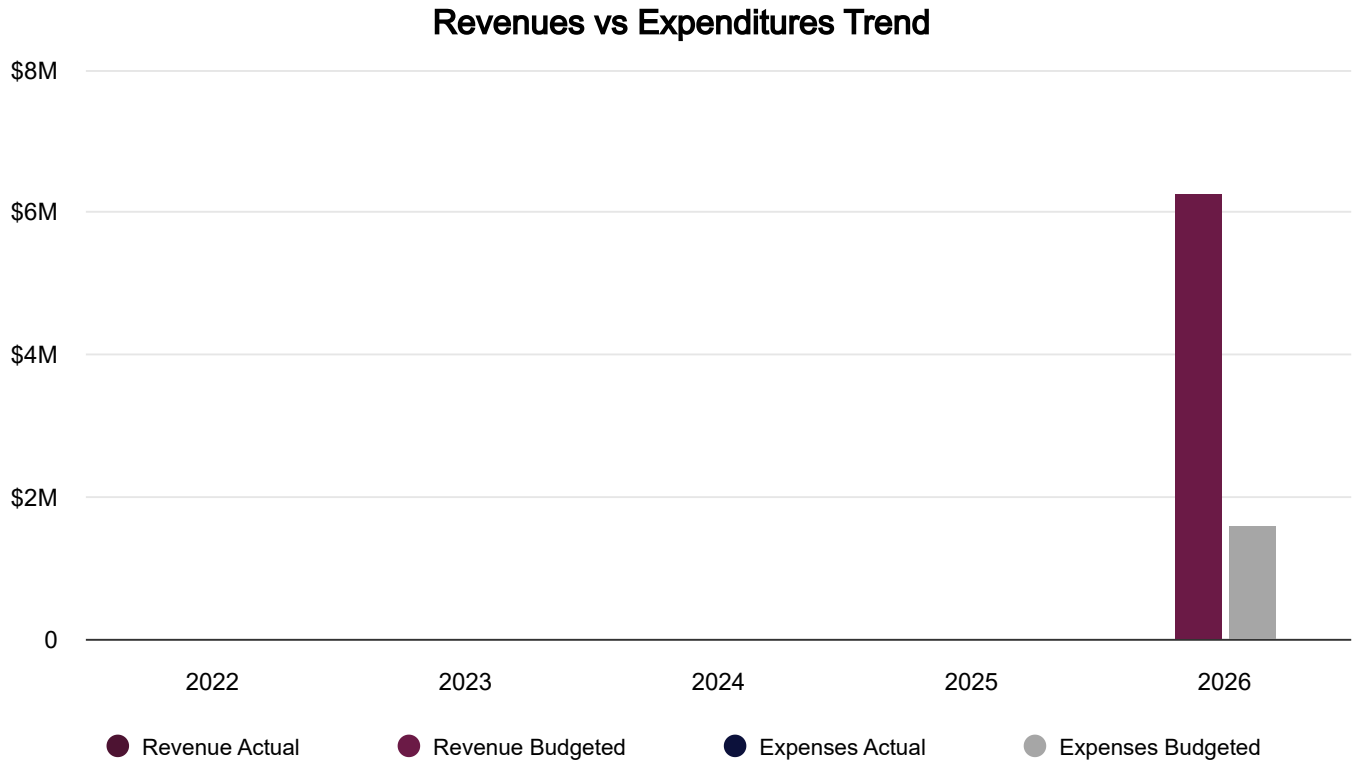

Comprehensive Fund Summary

Category	FY 2022 Actuals	FY 2023 Actuals	FY 2024 Actuals	FY 2025 Amended Budget	FY 2026 Budgeted
Beginning Fund Balance					**$4,980,672**
Revenues					
Intergovernmental					$6,246,029
Investment Earnings					-
Total Revenues					**$6,246,029**
Expenditures					
Benefits					$108,300
Professional Services					-
Supplies					$185,000
Utilities					$872,100
Dues & Subscriptions					-
Repairs & Maintenance					$35,000
Claims & Insurance					$7,843
Administrative Expenses					$20,386
Capital Improvement					$65,000

Category	FY 2022 Actuals	FY 2023 Actuals	FY 2024 Actuals	FY 2025 Amended Budget	FY 2026 Budgeted
Salaries					$286,279
Legal Services					-
Personnel Services					$11,365
Total Expenditures					**$1,591,273**
Total Revenues Less Expenditures					**$4,654,756**
Ending Fund Balance					**$9,635,428**

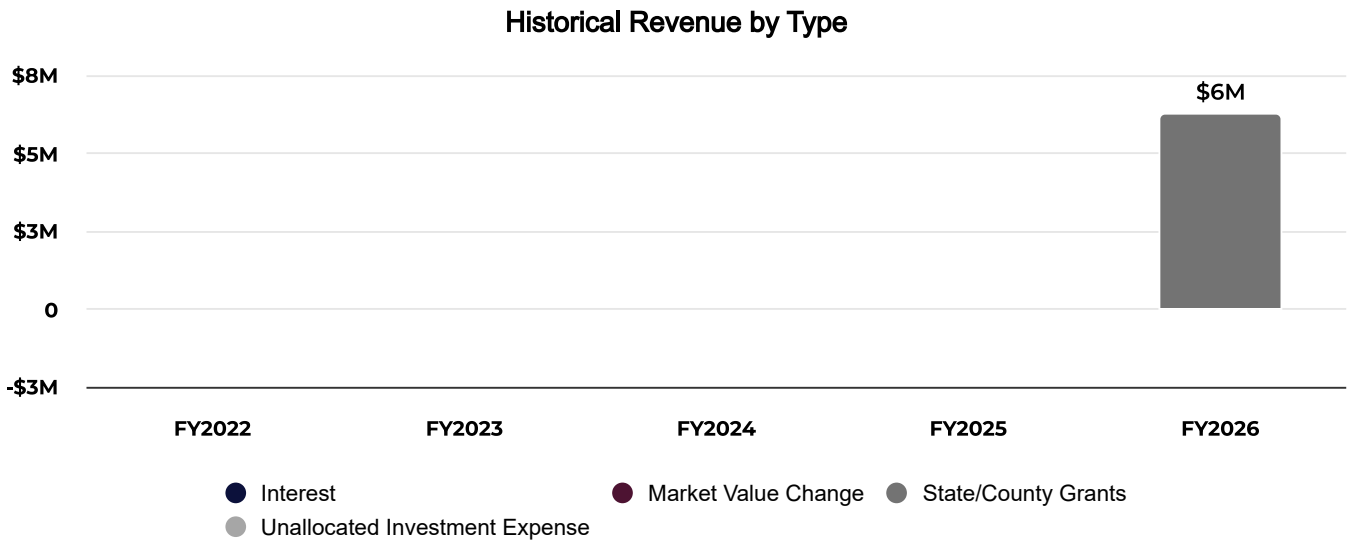

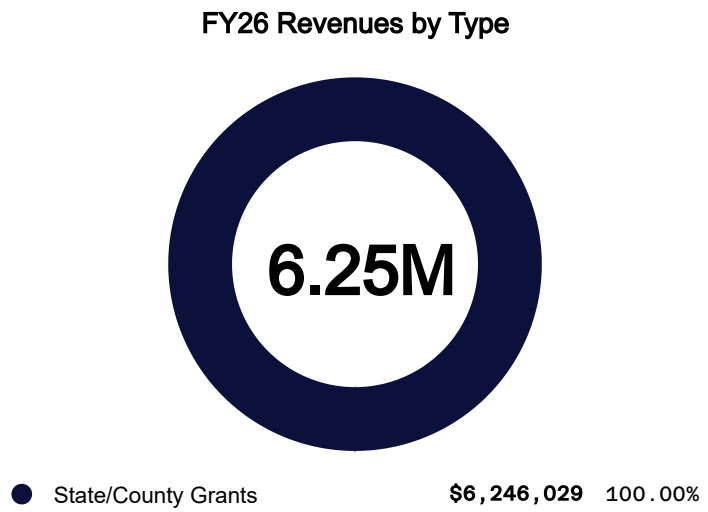

Revenues by Type

Category	FY 2022 Actuals	FY 2023 Actuals	FY 2024 Actuals	FY 2025 Amended Budget	FY 2026 Budgeted
State/County Grants					$6,246,029
Interest					-
Market Value Change					-
Unallocated Investment Expense					-
Total Revenues					**$6,246,029**

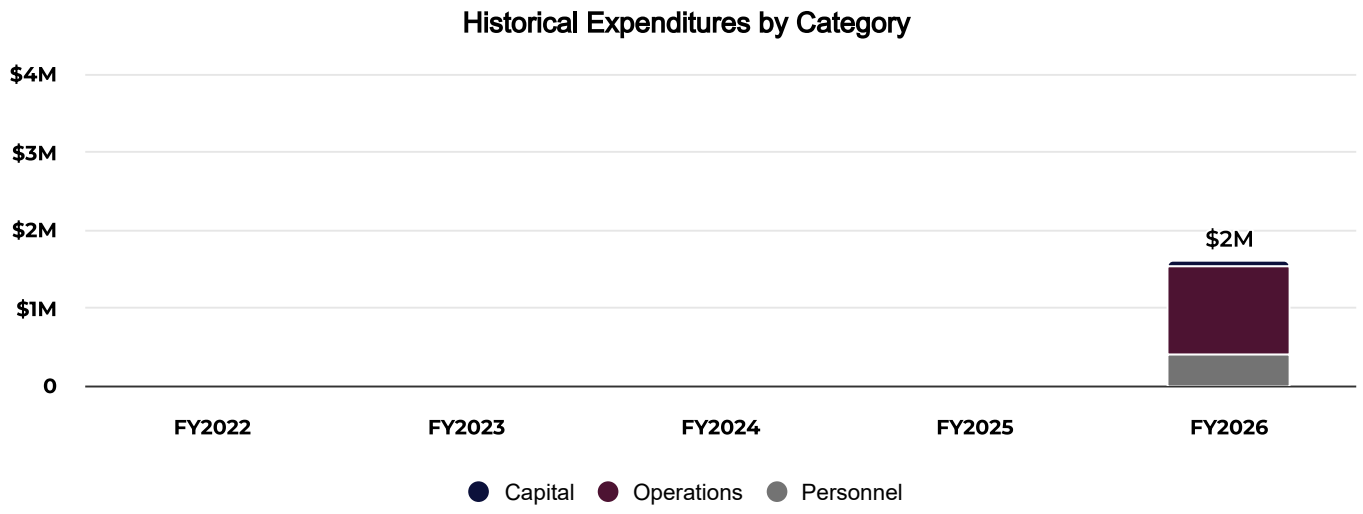

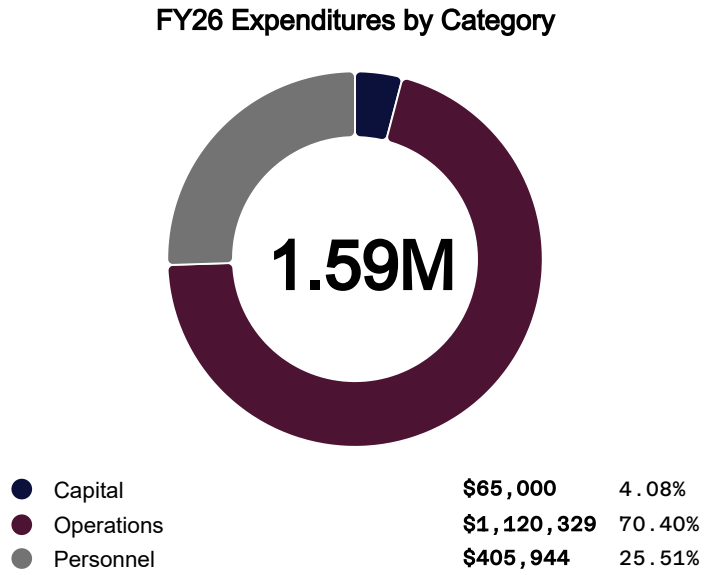

Expenditures by Category

Category	FY 2022 Actuals	FY 2023 Actuals	FY 2024 Actuals	FY 2025 Amended Budget	FY 2026 Budgeted
Personnel					$405,944
Operations					$1,120,329
Capital					$65,000
Total Expenditures					**$1,591,273**

Commentary

The $65,000 in capital funding is allocated for new project installing an all-way stop sign at Moffat Boulevard and Powers Avenue.

Fund 500 - Parks Acquisition

Park Acquisition and Improvement Fee: Established to account for the construction and maintenance of all City-owned parks. Financing is provided by a special park improvement fee imposed on development.

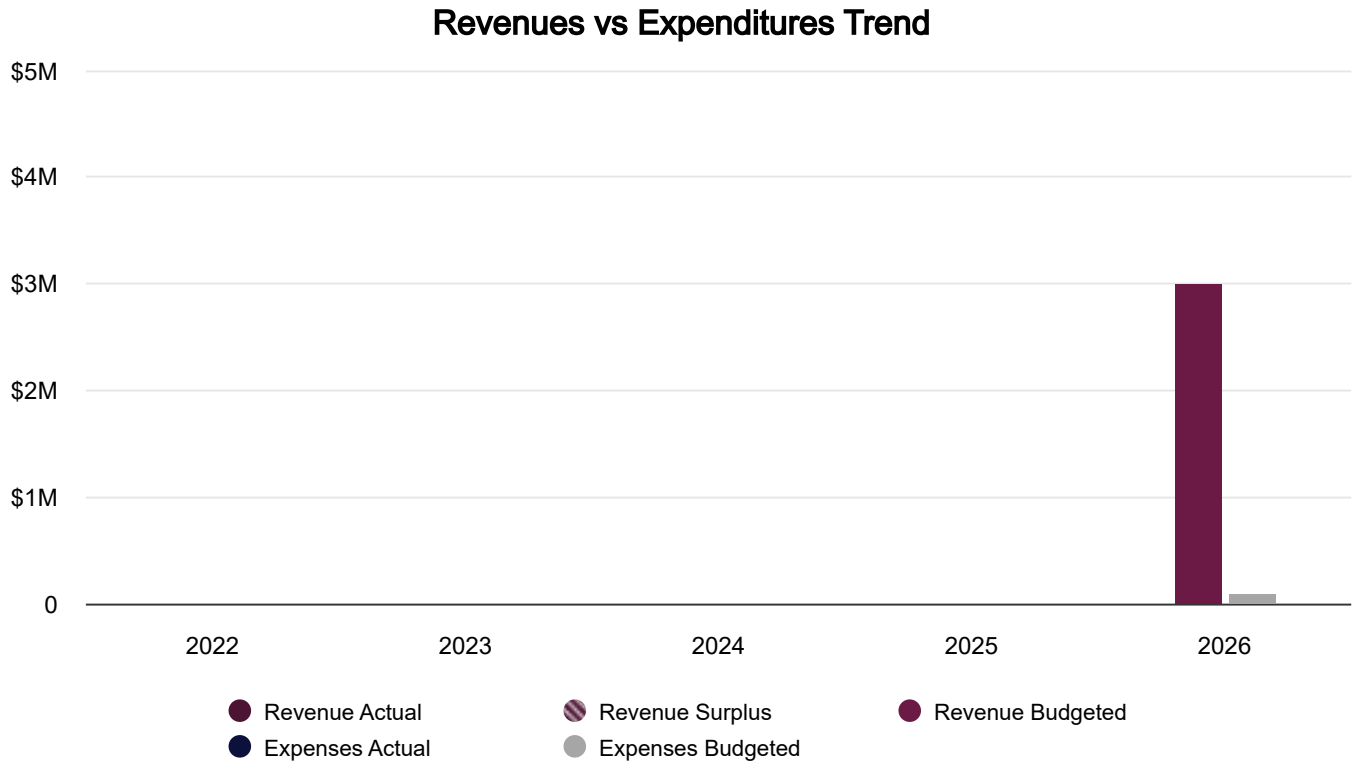

Comprehensive Fund Summary

Category	FY 2022 Actuals	FY 2023 Actuals	FY 2024 Actuals	FY 2025 Amended Budget	FY 2026 Budgeted
Beginning Fund Balance					**$22,218,647**
Revenues					
Charges for Services					$3,000,000
Investment Earnings					-
Total Revenues					**$3,000,000**
Expenditures					
Administrative Expenses					$6,338
Capital Improvement					$65,000
Personnel Services					$8,344
Total Expenditures					**$79,682**
Total Revenues Less Expenditures					**$2,920,318**
Ending Fund Balance					**$25,138,965**

Historical Revenue by Type

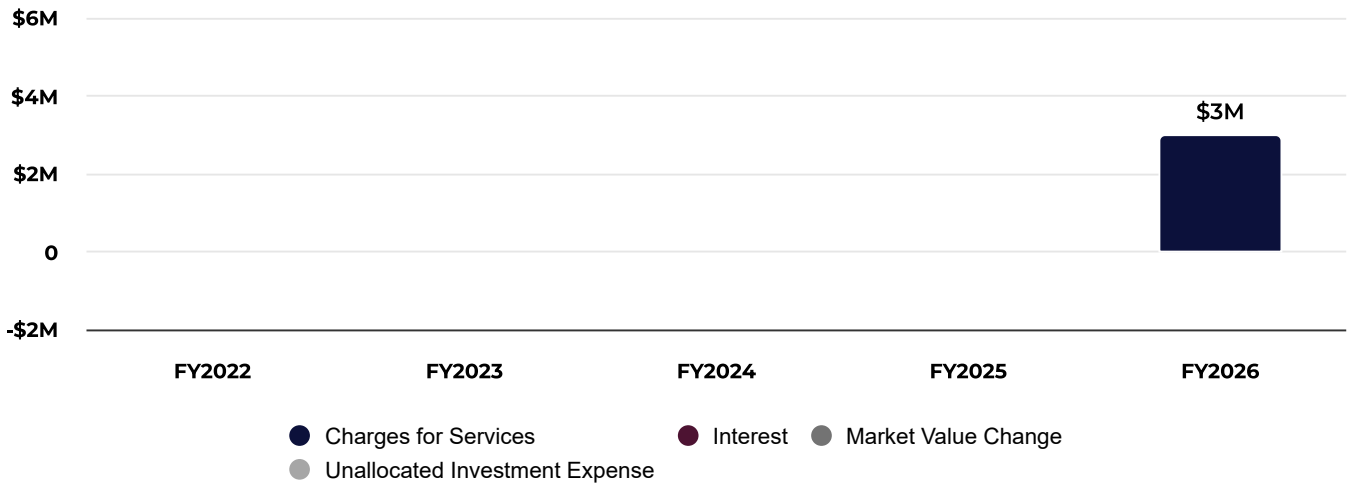

FY26 Revenues by Type

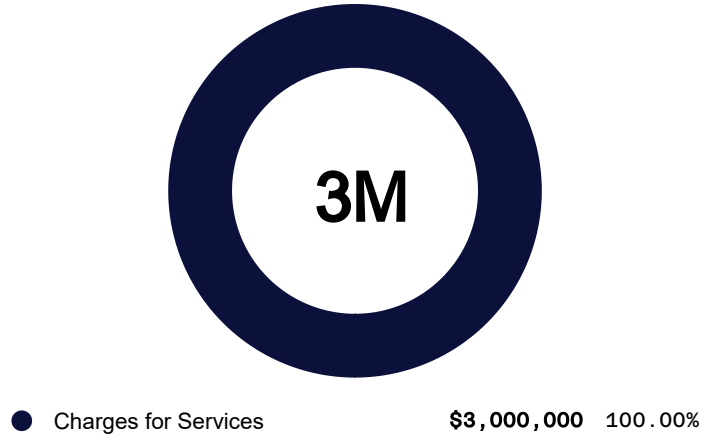

Revenues by Type

Category	FY 2022 Actuals	FY 2023 Actuals	FY 2024 Actuals	FY 2025 Amended Budget	FY 2026 Budgeted
Charges for Services					$3,000,000
Interest					-
Market Value Change					-
Unallocated Investment Expense					-
Total Revenues					**$3,000,000**

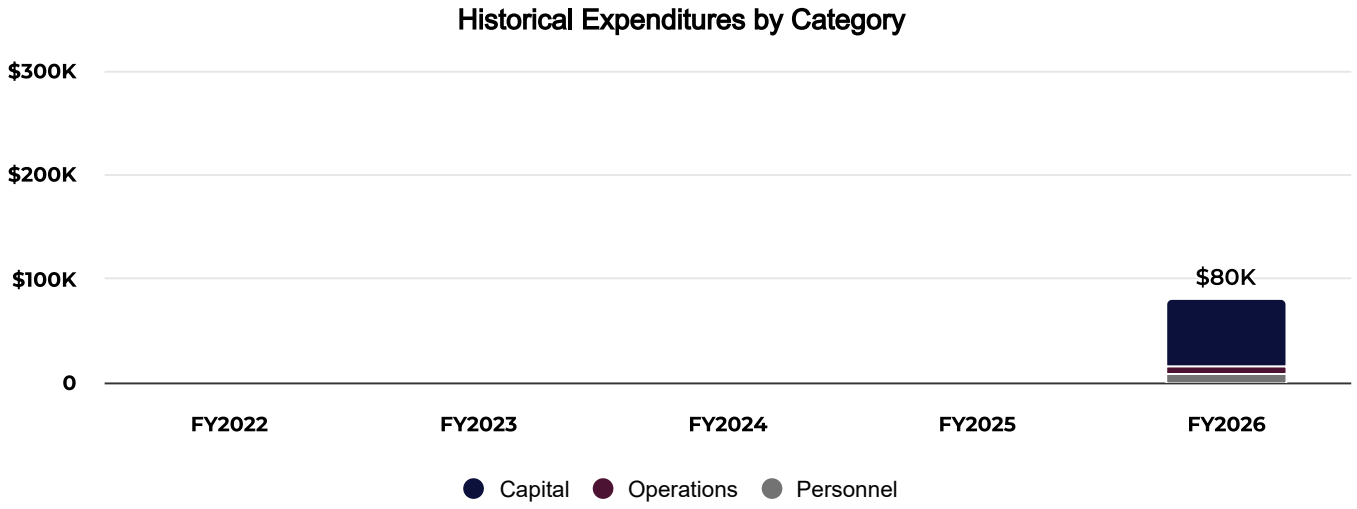

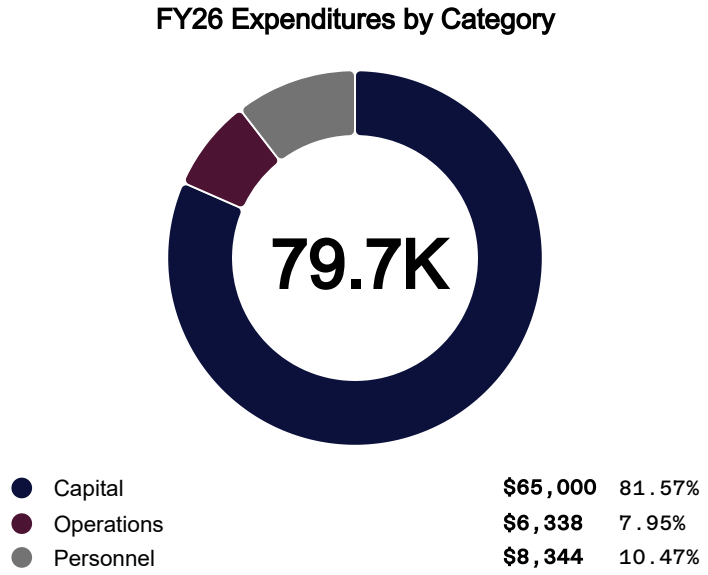

Expenditures by Category

Category	FY 2022 Actuals	FY 2023 Actuals	FY 2024 Actuals	FY 2025 Amended Budget	FY 2026 Budgeted
Personnel					$8,344
Operations					$6,338
Capital					$65,000
Total Expenditures					**$79,682**

Commentary

The sharp decline in operations is due to the implementation of the new full cost allocation plan. A small personnel appropriation covers a portion of the new Financial Analyst position. The $65,000 in capital includes additional funding for restroom replacements at Morenzone Park ($17,000 for CIP 25001) and lighting upgrades ($17,000 for CIP 24033).

Fund 510 - Neighborhood Park In Lieu Fees

Neighborhood Park in Lieu Fees: Established to account for the acquisition and construction of neighborhood parks. Financing is provided by a special park improvement fee imposed on development.

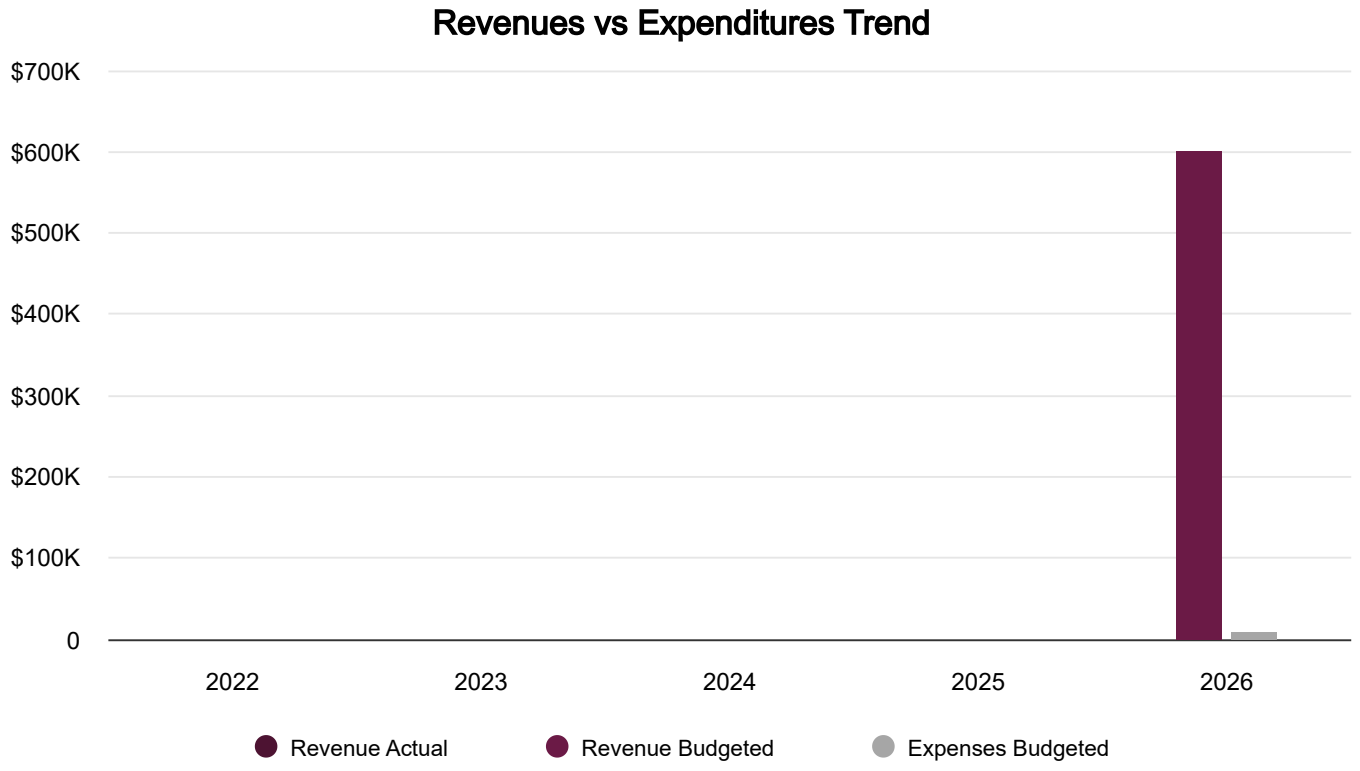

Comprehensive Fund Summary

Category	FY 2022 Actuals	FY 2023 Actuals	FY 2024 Actuals	FY 2025 Amended Budget	FY 2026 Budgeted
Beginning Fund Balance					**$5,425,736**
Revenues					
Charges for Services					$600,000
Investment Earnings					-
Total Revenues					**$600,000**
Expenditures					
Personnel Services					$8,344
Total Expenditures					**$8,344**
Total Revenues Less Expenditures					**$591,656**
Ending Fund Balance					**$6,017,392**

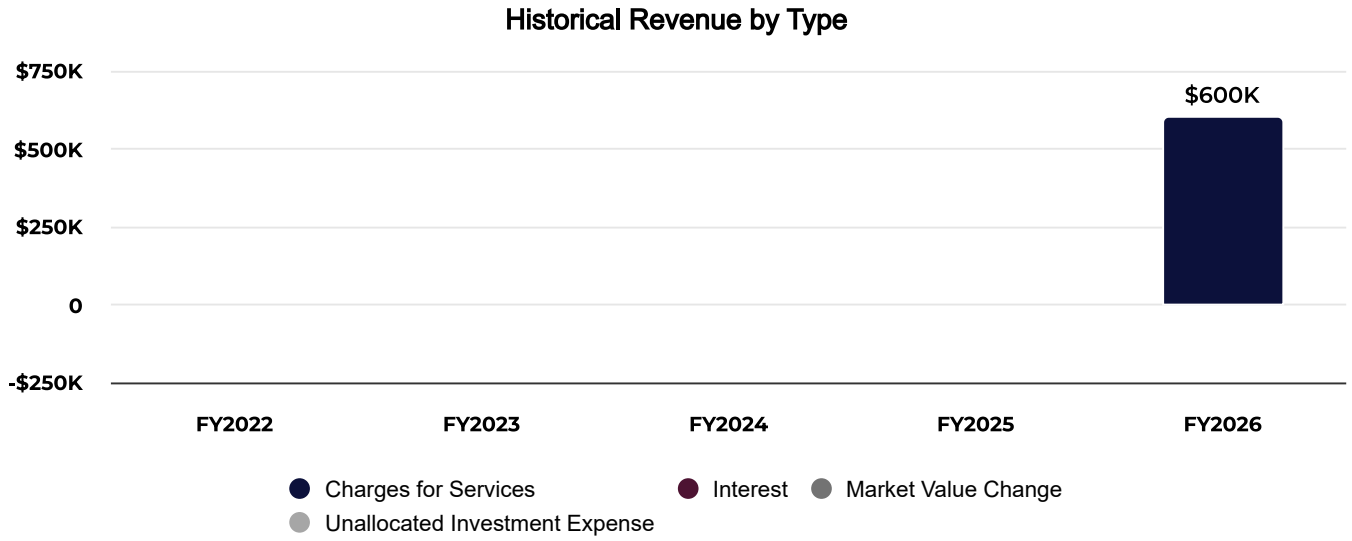

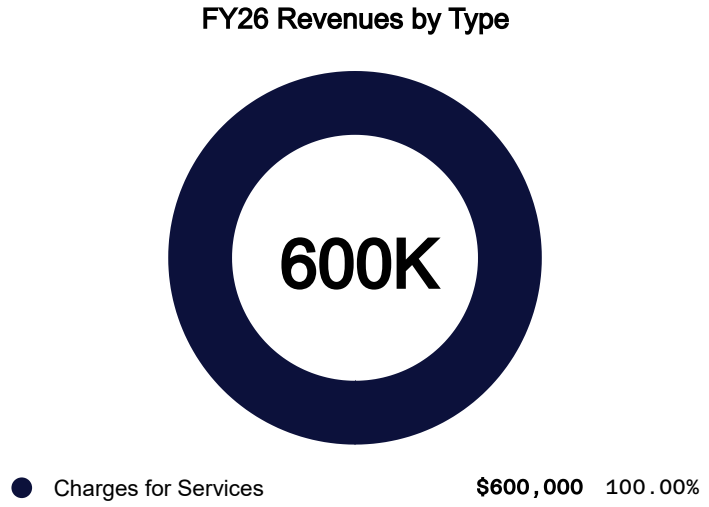

Revenues by Type

Category	FY 2022 Actuals	FY 2023 Actuals	FY 2024 Actuals	FY 2025 Amended Budget	FY 2026 Budgeted
Charges for Services					$600,000
Interest					-
Market Value Change					-
Unallocated Investment Expense					-
Total Revenues					**$600,000**

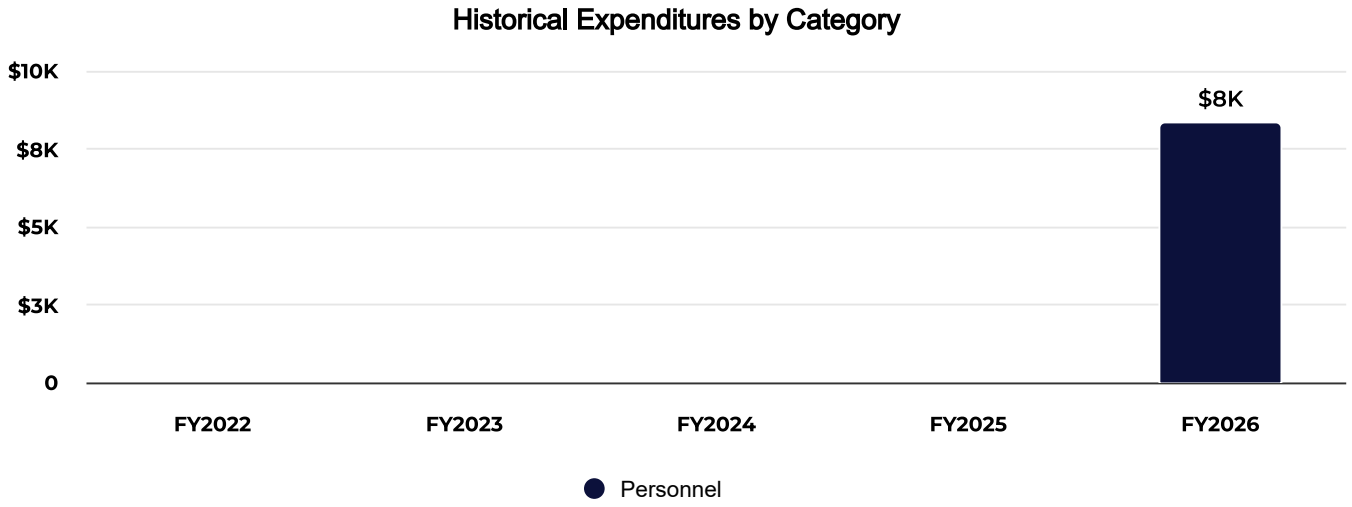

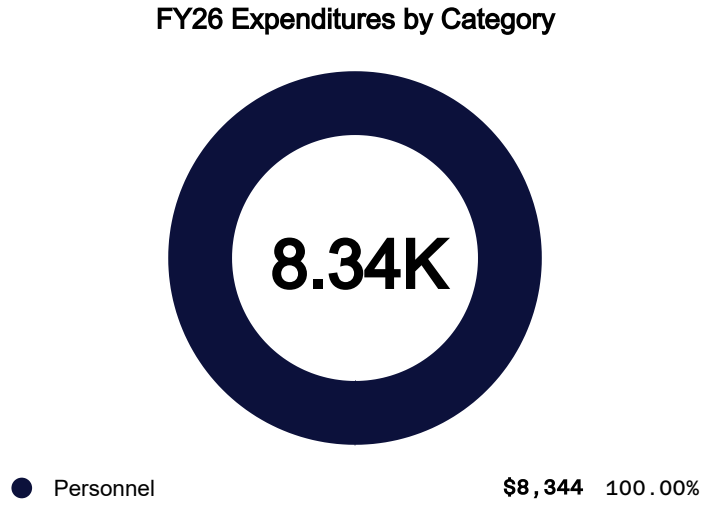

Expenditures by Category

Category	FY 2022 Actuals	FY 2023 Actuals	FY 2024 Actuals	FY 2025 Amended Budget	FY 2026 Budgeted
Personnel					$8,344
Total Expenditures					**$8,344**

Commentary

The small personnel allocation covers a portion of the new Financial Analyst position. Expenses will occur when projects are approved.

Fund 530 - Fire Facilities Fees

Fire Facilities: This fund accounts for the collection of the Fire Sprinkler fee, which is dedicated to the planning, development and construction of additional fire stations and to the purchase of related equipment.

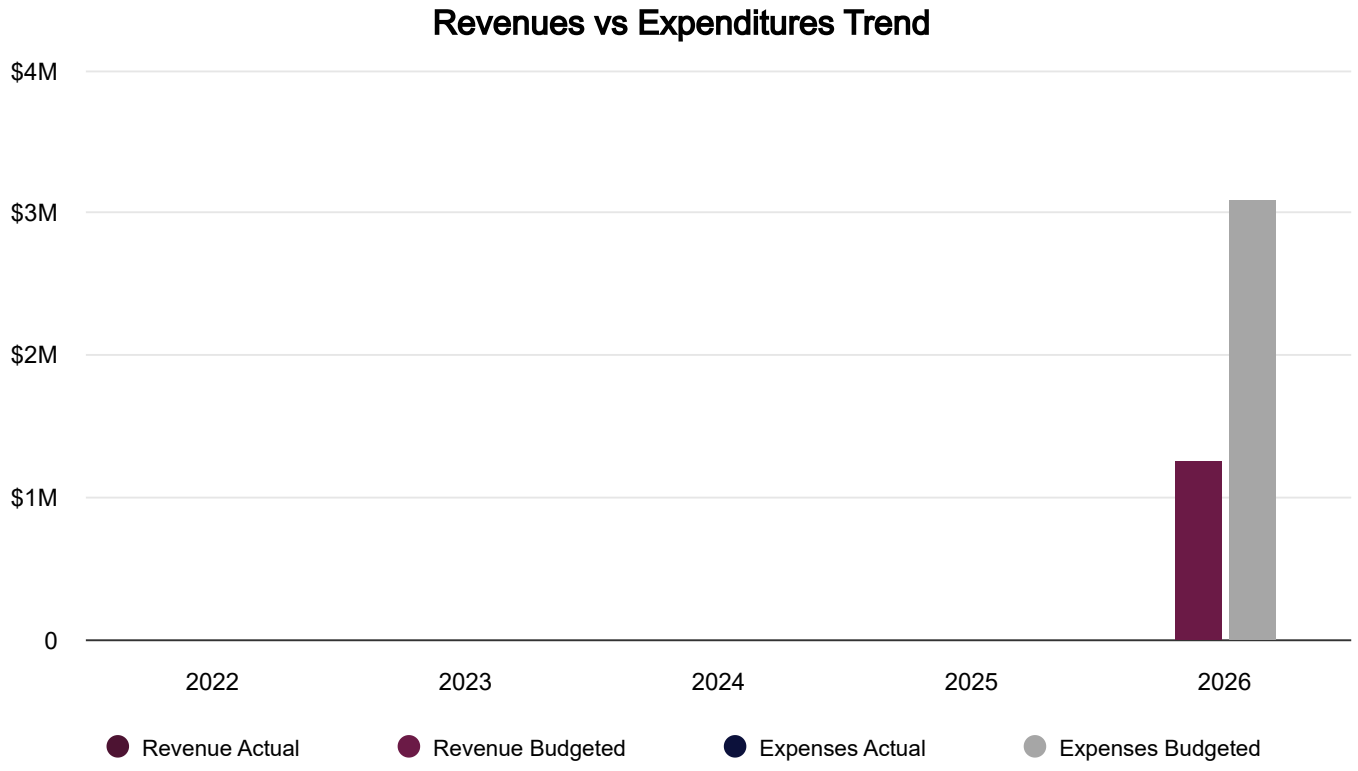

Comprehensive Fund Summary

Category	FY 2022 Actuals	FY 2023 Actuals	FY 2024 Actuals	FY 2025 Amended Budget	FY 2026 Budgeted
Beginning Fund Balance					**$5,425,852**
Revenues					
Charges for Services					$1,256,000
Investment Earnings					-
Total Revenues					**$1,256,000**
Expenditures					
Capital Outlay					$2,060,000
Capital Improvement					$1,023,000
Personnel Services					$8,344
Total Expenditures					**$3,091,344**
Total Revenues Less Expenditures					**-$1,835,344**
Ending Fund Balance					**$3,590,508**

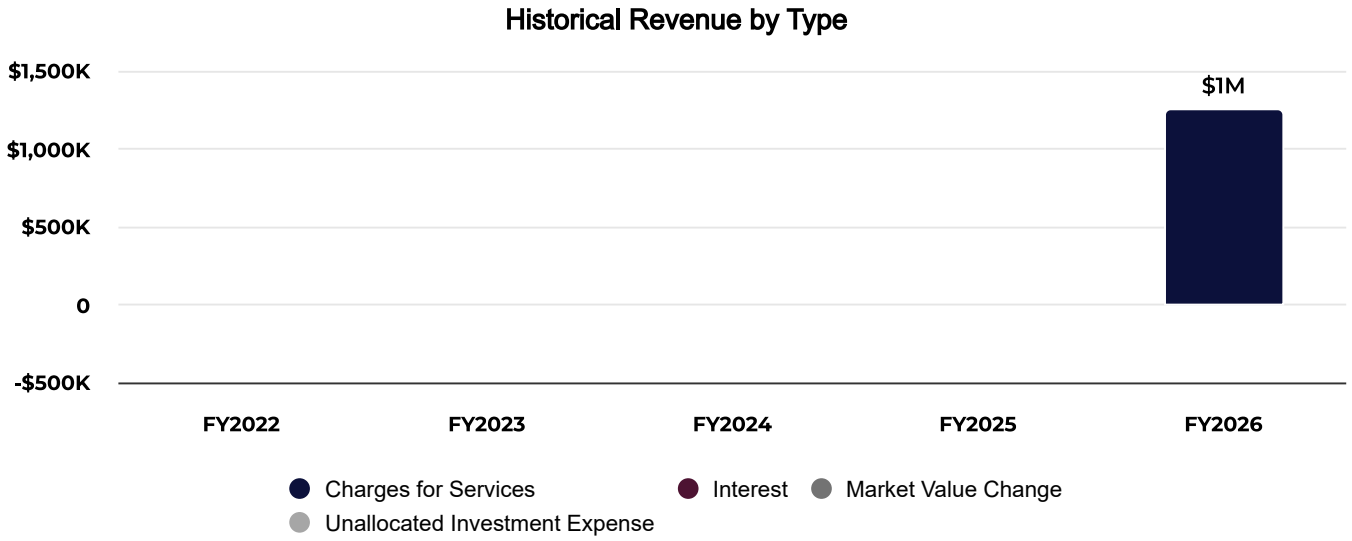

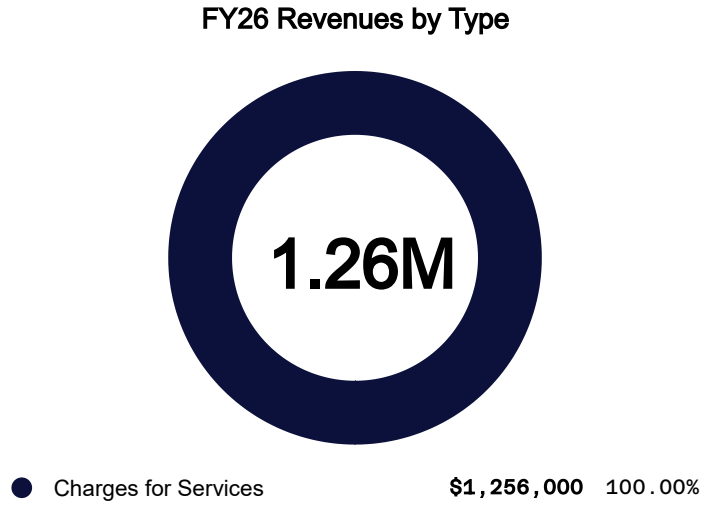

Revenues by Type

Category	FY 2022 Actuals	FY 2023 Actuals	FY 2024 Actuals	FY 2025 Amended Budget	FY 2026 Budgeted
Charges for Services					$1,256,000
Interest					-
Market Value Change					-
Unallocated Investment Expense					-
Total Revenues					**$1,256,000**

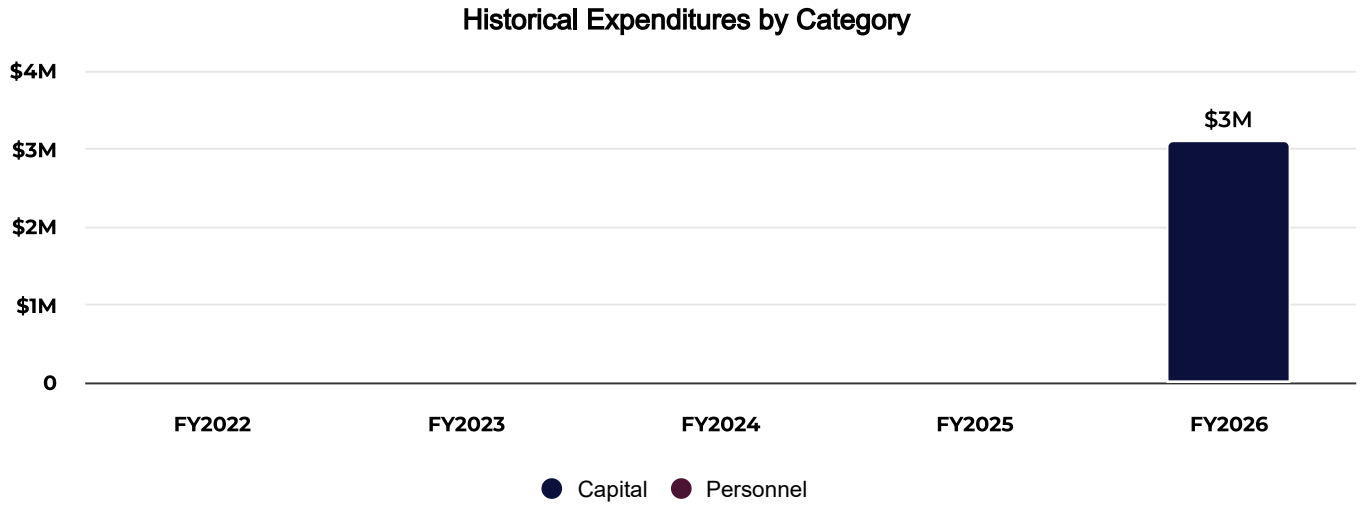

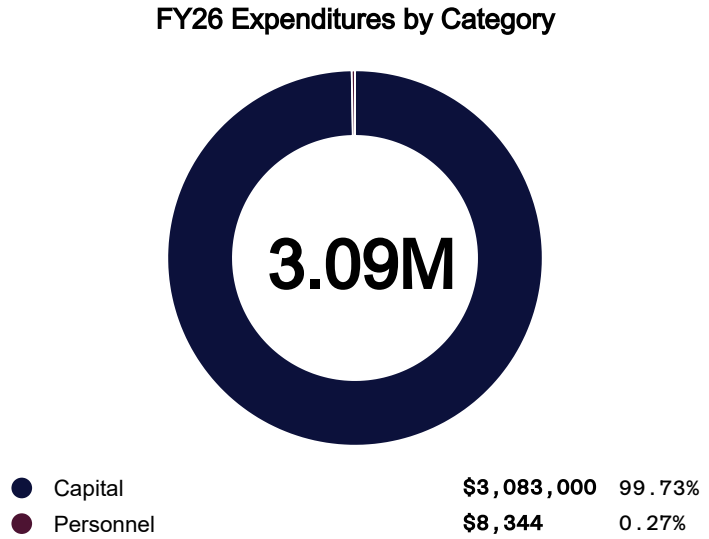

Expenditures by Category

Category	FY 2022 Actuals	FY 2023 Actuals	FY 2024 Actuals	FY 2025 Amended Budget	FY 2026 Budgeted
Personnel					$8,344
Capital					$3,083,000
Total Expenditures					**$3,091,344**

Commentary

The small personnel allocation covers a portion of the new Financial Analyst position. Operating costs in Fiscal Year 2024-25 include the update to Fire Facilities Fees. The $3 million in capital funding covers planning for Fire Station 6 ($773,000), a new Heavy Rescue Vehicle ($2,060,000), and a new storage and dorms building at Fire Station 5 ($250,000).

Fund 540 - Government Facilities Fees

Government Building: Established to account for the financing and construction activities of the Civic Center expansion and other City facilities. Financing is provided by a government building facilities fee imposed on development.

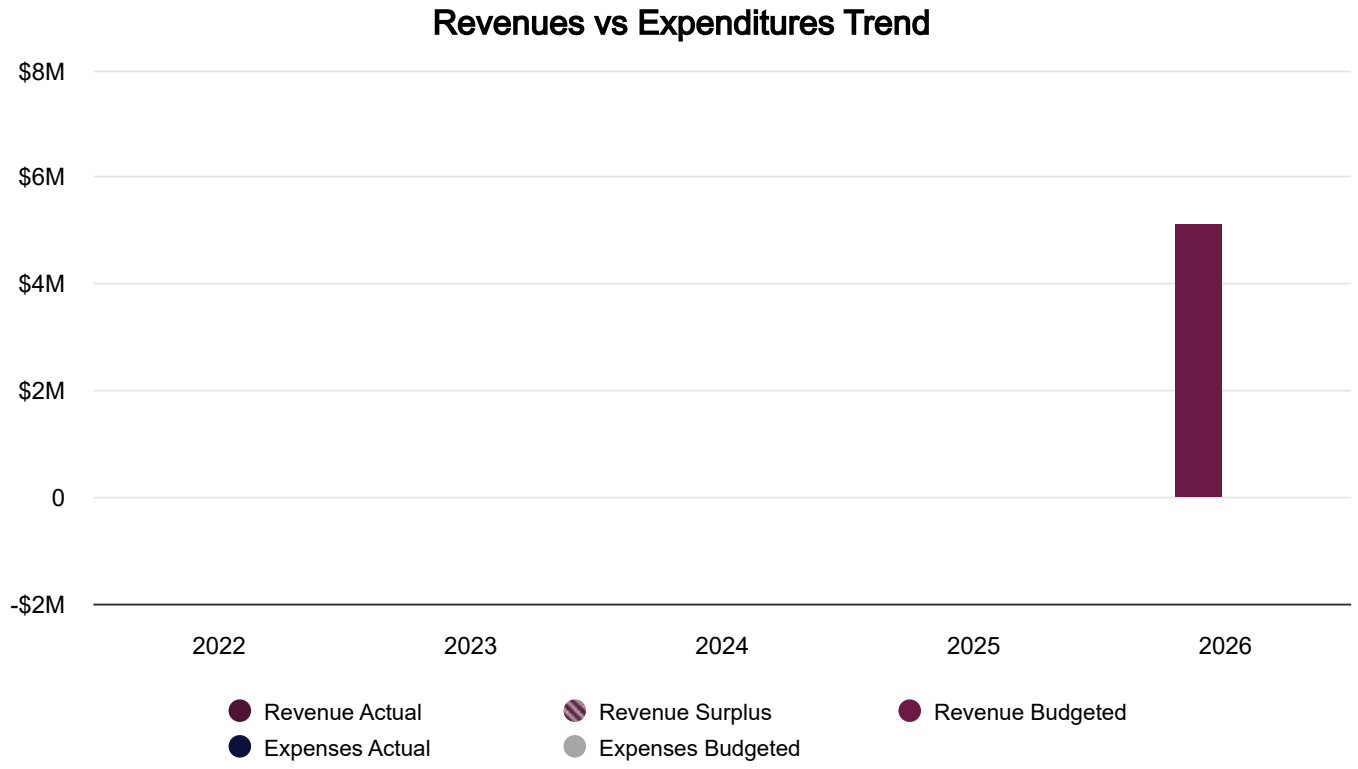

Comprehensive Fund Summary

Category	FY 2022 Actuals	FY 2023 Actuals	FY 2024 Actuals	FY 2025 Amended Budget	FY 2026 Budgeted
Beginning Fund Balance					**$39,132,110**
Revenues					
Charges for Services					$5,000,000
Investment Earnings					$100,000
Total Revenues					**$5,100,000**
Expenditures					
Professional Services					-
Capital Outlay					-
Capital Improvement					-
Personnel Services					$8,344
Total Expenditures					**$8,344**
Total Revenues Less Expenditures					**$5,091,656**
Ending Fund Balance					**$44,223,766**

Historical Revenue by Type

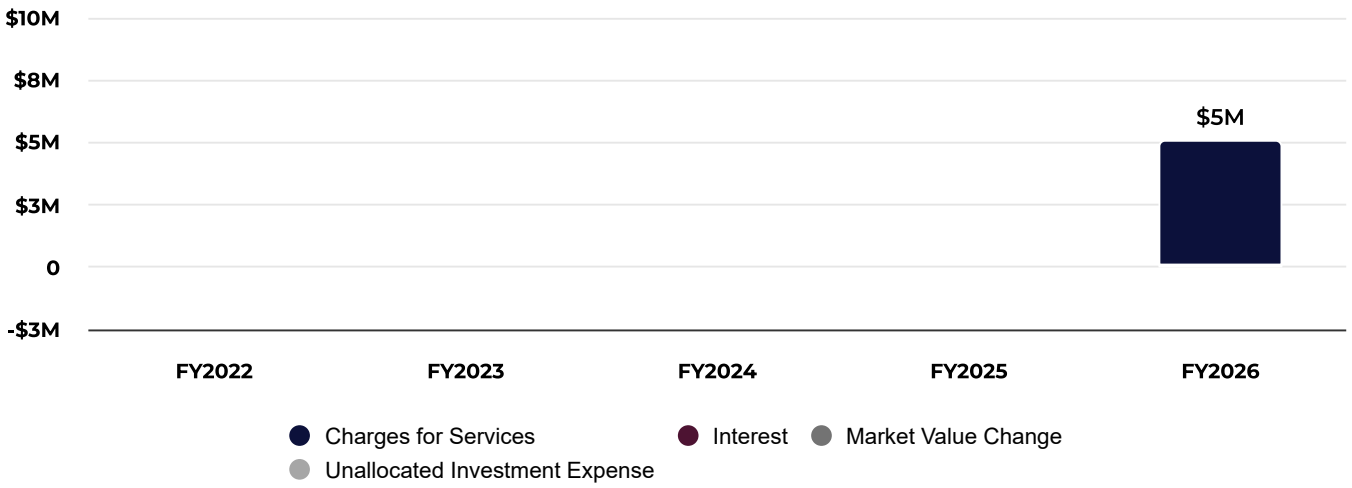

FY26 Revenues by Type

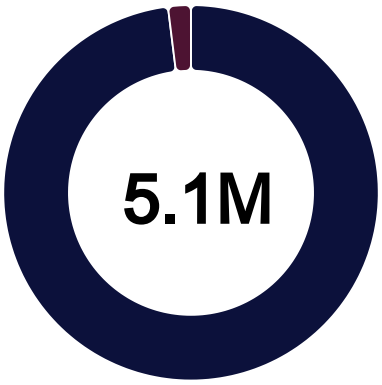

Charges for Services	**$5,000,000**	98.04%
Interest	**$100,000**	1.96%

Revenues by Type

Category	FY 2022 Actuals	FY 2023 Actuals	FY 2024 Actuals	FY 2025 Amended Budget	FY 2026 Budgeted
Charges for Services					$5,000,000
Interest					$100,000
Market Value Change					-
Unallocated Investment Expense					-
Total Revenues					**$5,100,000**

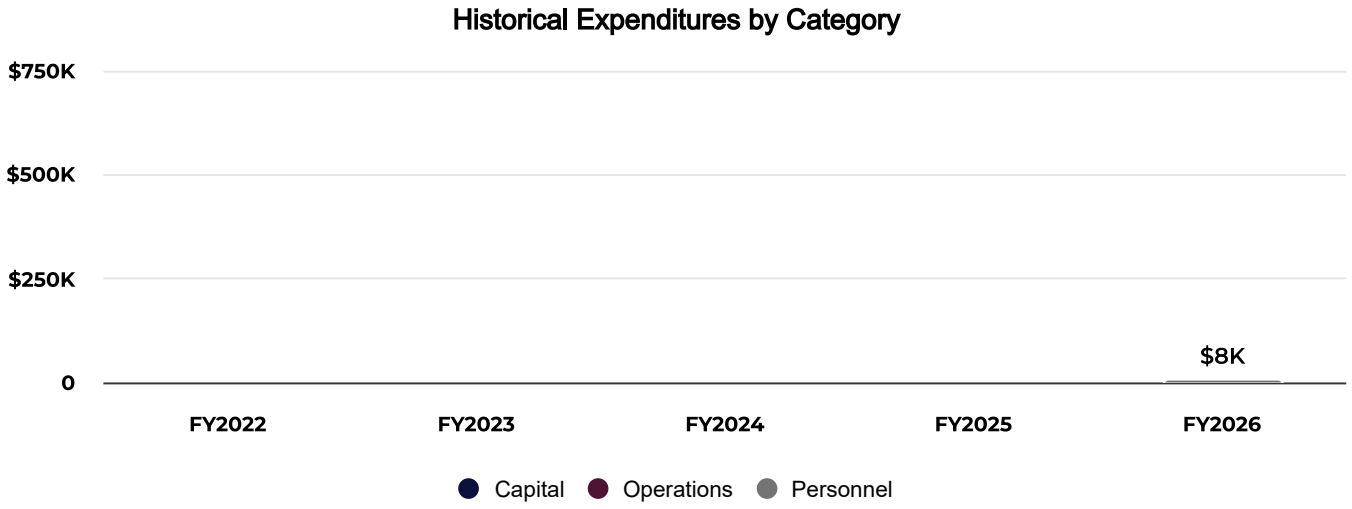

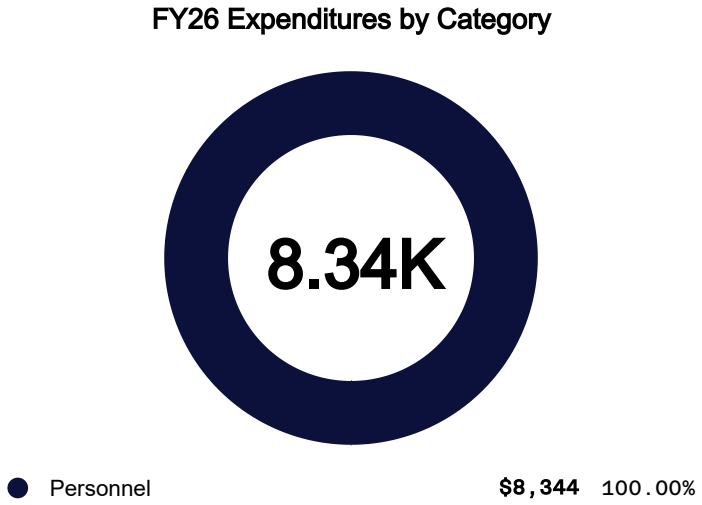

Expenditures by Category

Category	FY 2022 Actuals	FY 2023 Actuals	FY 2024 Actuals	FY 2025 Amended Budget	FY 2026 Budgeted
Personnel					$8,344
Operations					-
Capital					-
Total Expenditures					**$8,344**

Commentary

The small personnel allocation covers a portion of the new Financial Analyst position. A fee study and update effort is currently underway, which should aid in the use of reserve discussions.

Fund 550 - CFD

Assessment Districts: Established to account for the financing of Community Facilities Districts (CFD) formed pursuant to the Mello-Roos Community Facilities Act of 1982.

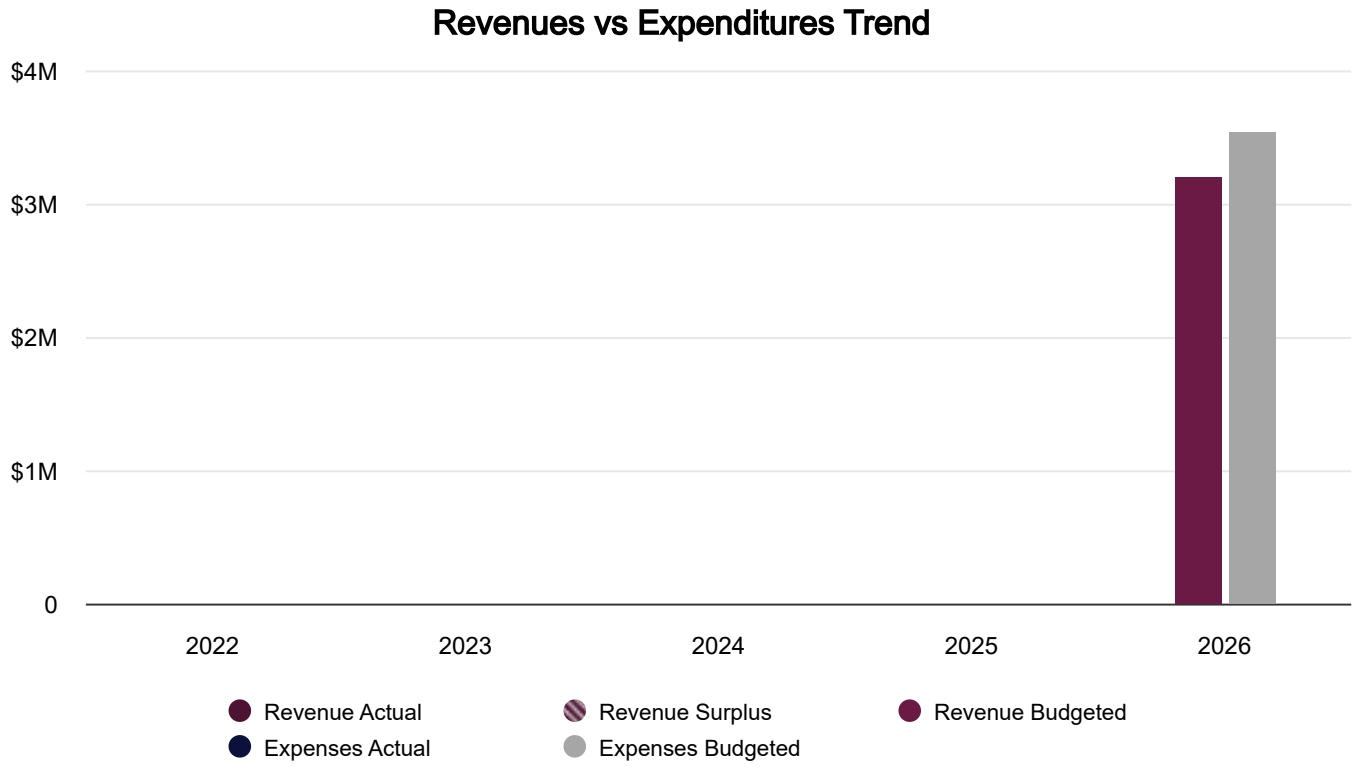

Comprehensive Fund Summary

Category	FY 2022 Actuals	FY 2023 Actuals	FY 2024 Actuals	FY 2025 Amended Budget	FY 2026 Budgeted
Beginning Fund Balance					**$5,096,927**
Revenues					
Charges for Services					$3,203,511
Investment Earnings					-
Other Revenues					-
Transfers					-
Total Revenues					**$3,203,511**
Expenditures					
Professional Services					-
Supplies					$3,203,511
Utilities					-
Repairs & Maintenance					-
Administrative Expenses					$105,000
Capital Outlay					$155,000
Capital Improvement					-
Personnel Services					$68,640

Category	FY 2022 Actuals	FY 2023 Actuals	FY 2024 Actuals	FY 2025 Amended Budget	FY 2026 Budgeted
Total Expenditures					$3,532,151
Total Revenues Less Expenditures					-$328,640
Ending Fund Balance					$4,768,287

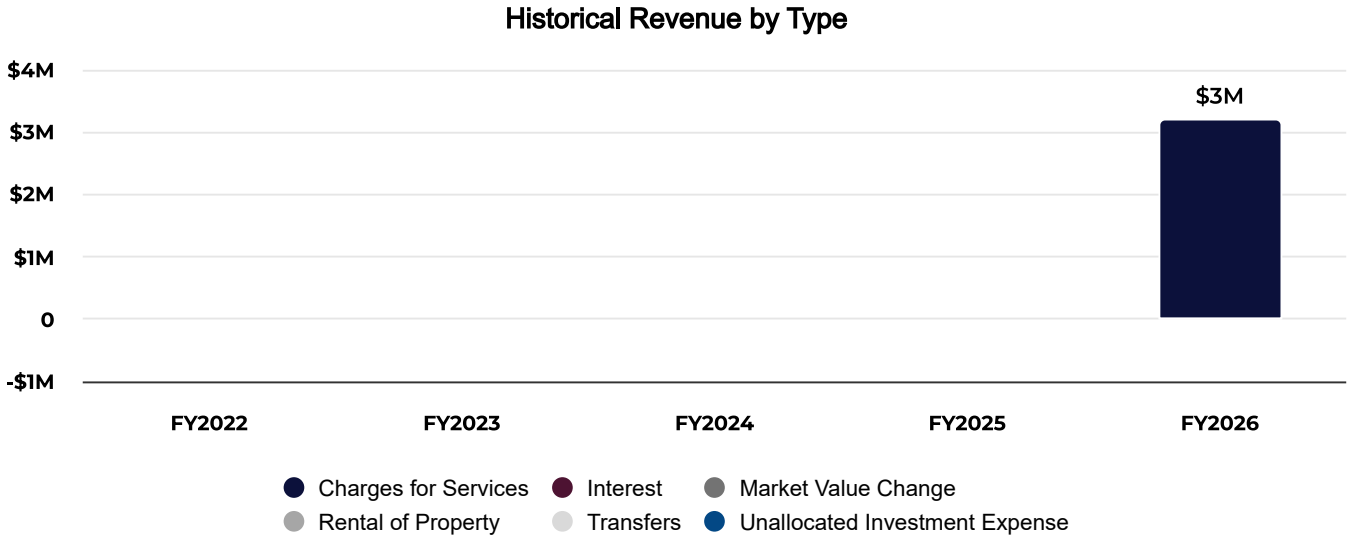

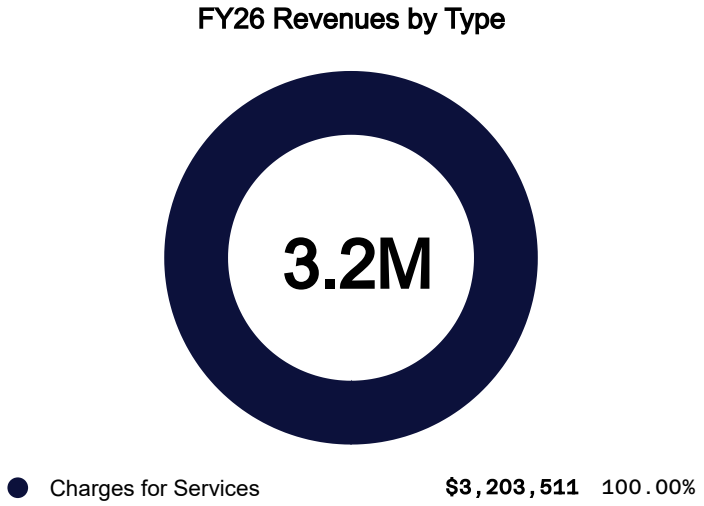

Revenues by Type

Category	FY 2022 Actuals	FY 2023 Actuals	FY 2024 Actuals	FY 2025 Amended Budget	FY 2026 Budgeted
Rental of Property					-
Charges for Services					$3,203,511
Interest					-
Market Value Change					-
Unallocated Investment Expense					-
Transfers					-
Total Revenues					**$3,203,511**

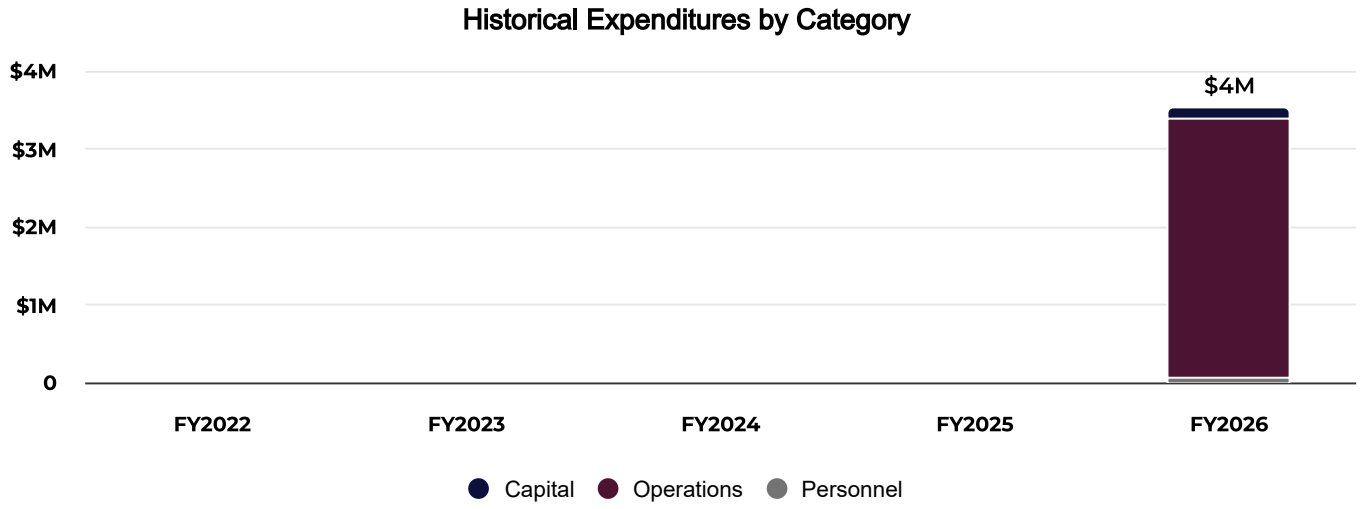

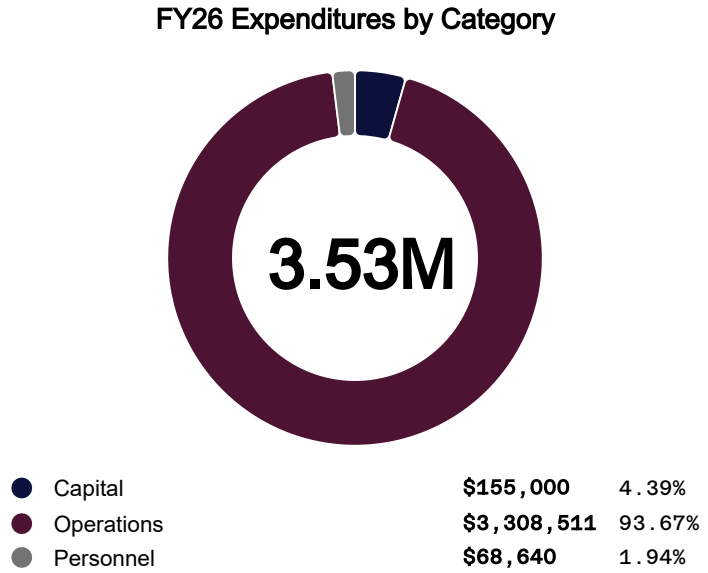

Expenditures by Category

Category	FY 2022 Actuals	FY 2023 Actuals	FY 2024 Actuals	FY 2025 Amended Budget	FY 2026 Budgeted
Personnel					$68,640
Operations					$3,308,511
Capital					$155,000
Total Expenditures					**$3,532,151**

Commentary

Staff and consultants specializing in special districts worked together to ensure identified parcels are proportionately levied based on the benefits received, helping offset the costs of maintaining, operating, and servicing improvements within each district. The increase to personnel covers a portion of the new Financial Analyst position. The $155,000 in capital funding is for equipment purchases, including a 144" diesel mower ($40,000), a 72" mower ($14,250), a 96" diesel mower ($25,500), and a replacement 72" diesel mower ($14,250). Costs are shared with the Landscape and Maintenance Districts (Fund 280).

Fund 580 - PFIP Drainage

Public Facilities Implementation Plan: Established to account for the financing and construction for the City's storm drain systems using development fees collected under the PFIP program.

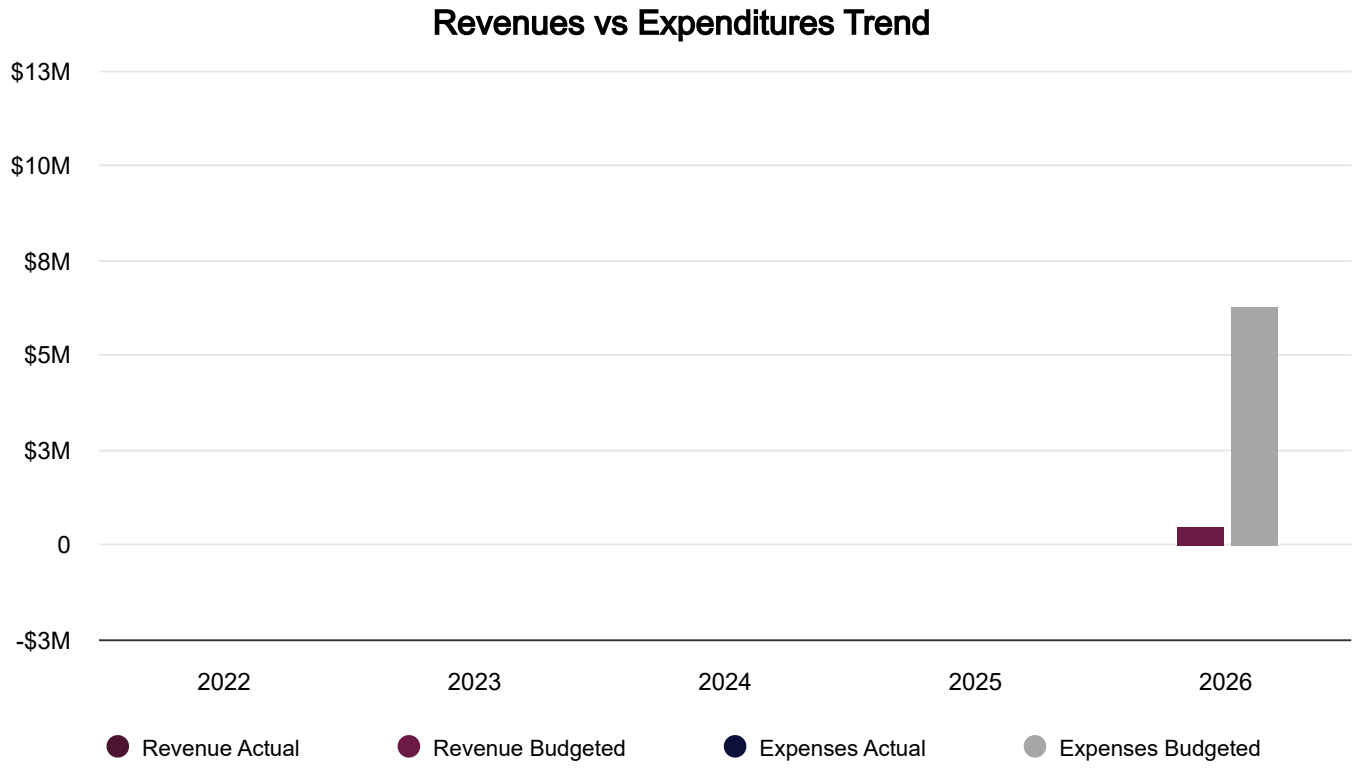

Comprehensive Fund Summary

Category	FY 2022 Actuals	FY 2023 Actuals	FY 2024 Actuals	FY 2025 Amended Budget	FY 2026 Budgeted
Beginning Fund Balance					**$2,496,379**
Revenues					
Charges for Services					$455,000
Investment Earnings					$40,000
Total Revenues					**$495,000**
Expenditures					
Professional Services					$5,090,338
Administrative Expenses					$28,473
Capital Improvement					$1,000,000
Operating Fees					$1,400
Personnel Services					$8,344
Debt Service					-
PFIP Credit Reimbursement					$150,000
Total Expenditures					**$6,278,555**
Total Revenues Less Expenditures					**-$5,783,555**

Category	FY 2022 Actuals	FY 2023 Actuals	FY 2024 Actuals	FY 2025 Amended Budget	FY 2026 Budgeted
Ending Fund Balance					-$3,287,176

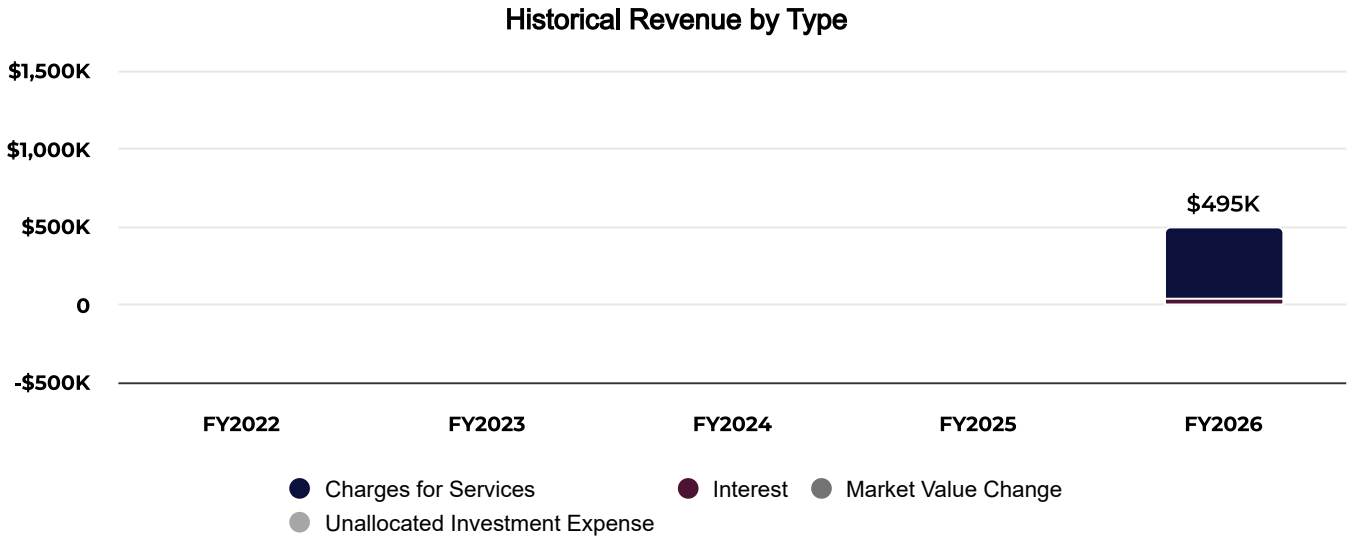

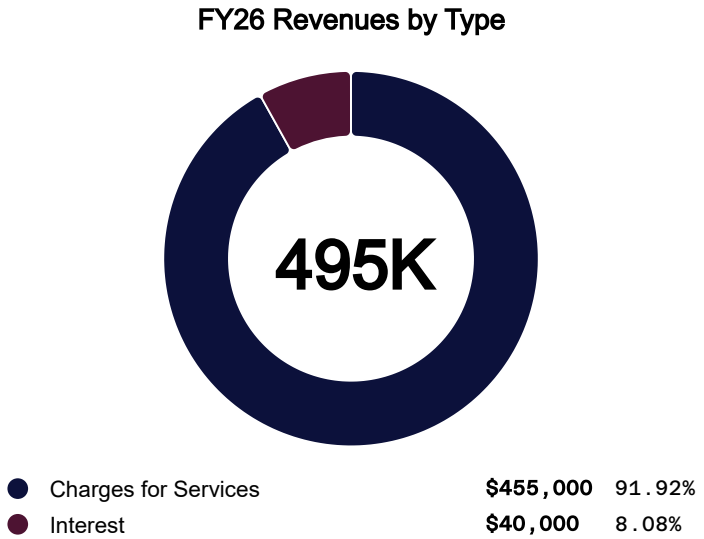

Revenues by Type

Category	FY 2022 Actuals	FY 2023 Actuals	FY 2024 Actuals	FY 2025 Amended Budget	FY 2026 Budgeted
Charges for Services					$455,000
Interest					$40,000
Market Value Change					-
Unallocated Investment Expense					-
Total Revenues					**$495,000**

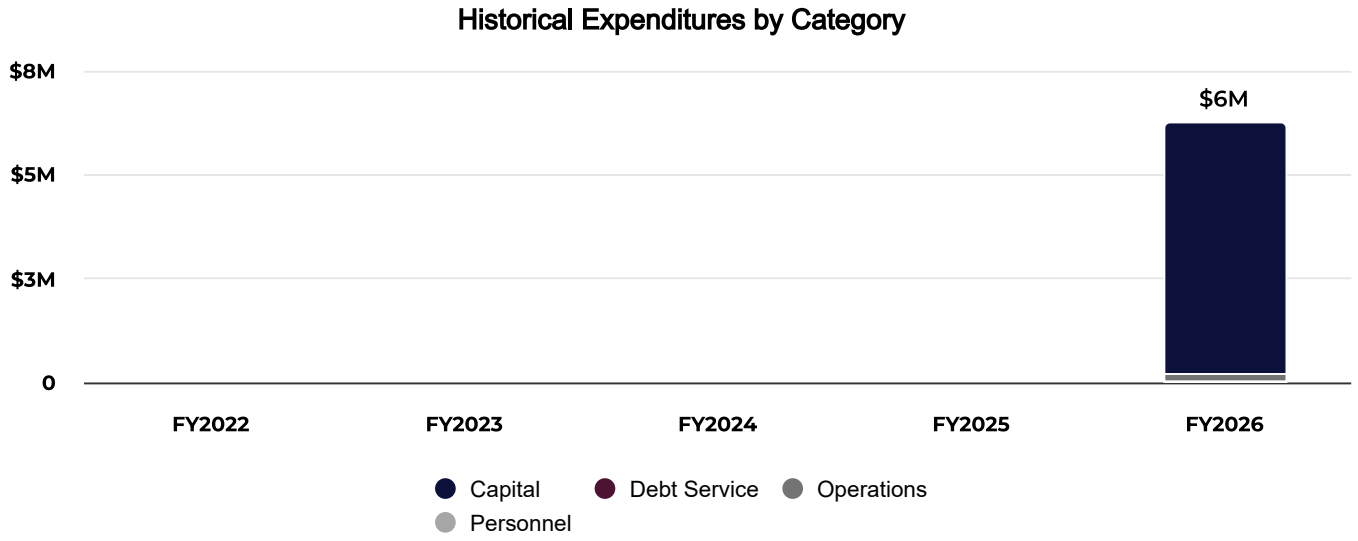

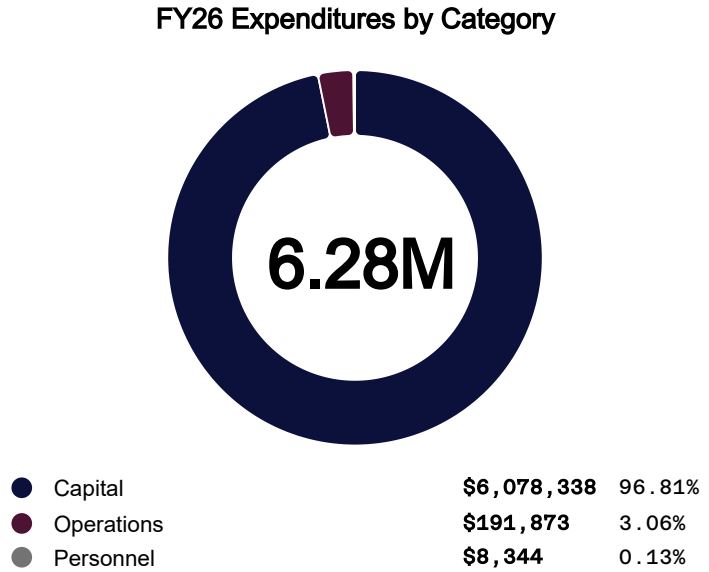

Expenditures by Category

Category	FY 2022 Actuals	FY 2023 Actuals	FY 2024 Actuals	FY 2025 Amended Budget	FY 2026 Budgeted
Personnel					$8,344
Operations					$191,873
Capital					$6,078,338
Debt Service					-
Total Expenditures					**$6,278,555**

Commentary

A portion of the projected fund balance for Fiscal Year 2025-26 will be used to meet prior infrastructure and interfund loan obligations. Key capital investments include funding for updates to sewer, water, storm drain, and transportation systems, along with major storm drain design and a new Stormwater Master Plan. Staff are assessing options for the remaining funds, guided by an upcoming PFIP update.

Fund 590 - PFIP Transportation

Public Facilities Implementation Plan: Established to account for the financing and construction for the City's transportation systems using development fees collected under the PFIP program.

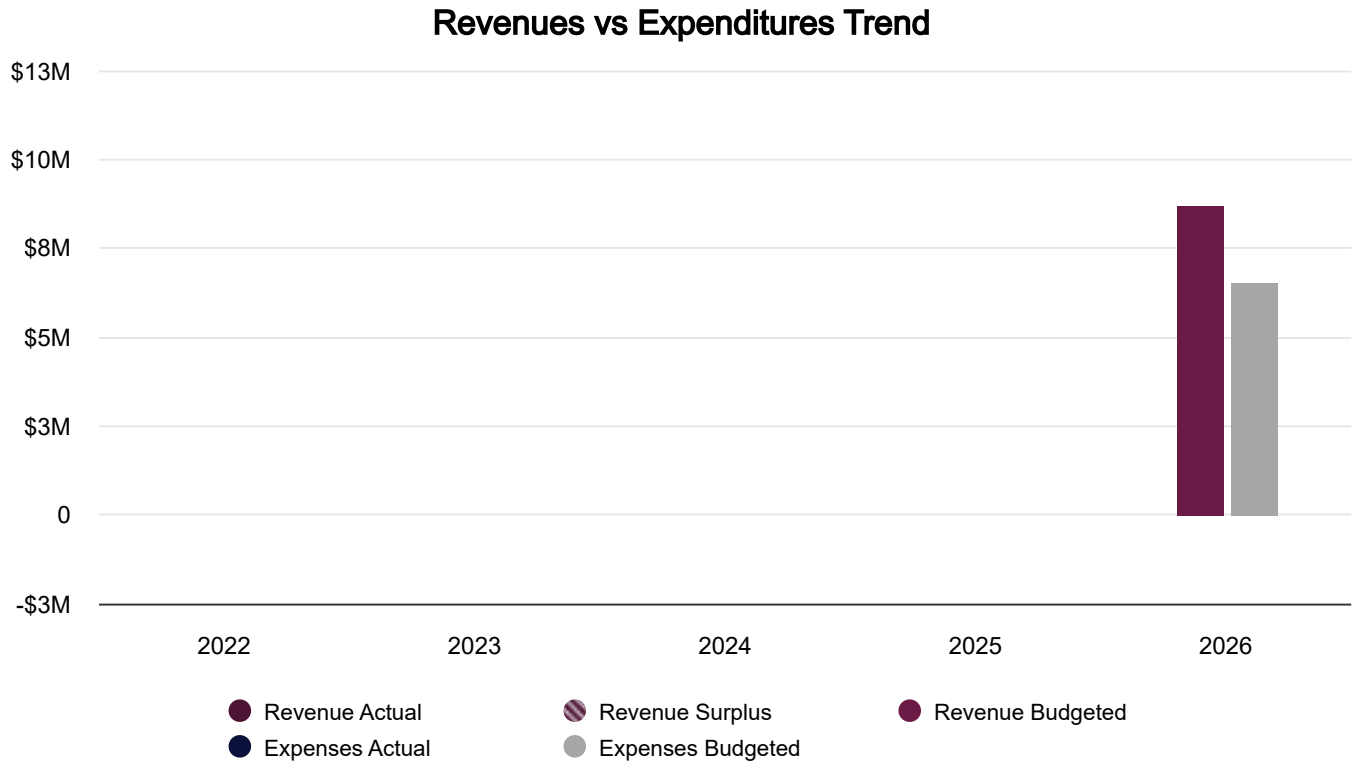

Comprehensive Fund Summary

Category	FY 2022 Actuals	FY 2023 Actuals	FY 2024 Actuals	FY 2025 Amended Budget	FY 2026 Budgeted
Beginning Fund Balance					**$47,032,967**
Revenues					
Charges for Services					$8,500,000
Investment Earnings					$210,000
Other Revenues					-
Total Revenues					**$8,710,000**
Expenditures					
Professional Services					$70,736
Administrative Expenses					$62,917
Capital Improvement					$4,900,000
Personnel Services					$8,344
PFIP Credit Reimbursement					$1,500,000
Total Expenditures					**$6,541,997**
Total Revenues Less Expenditures					**$2,168,003**
Ending Fund Balance					**$49,200,970**

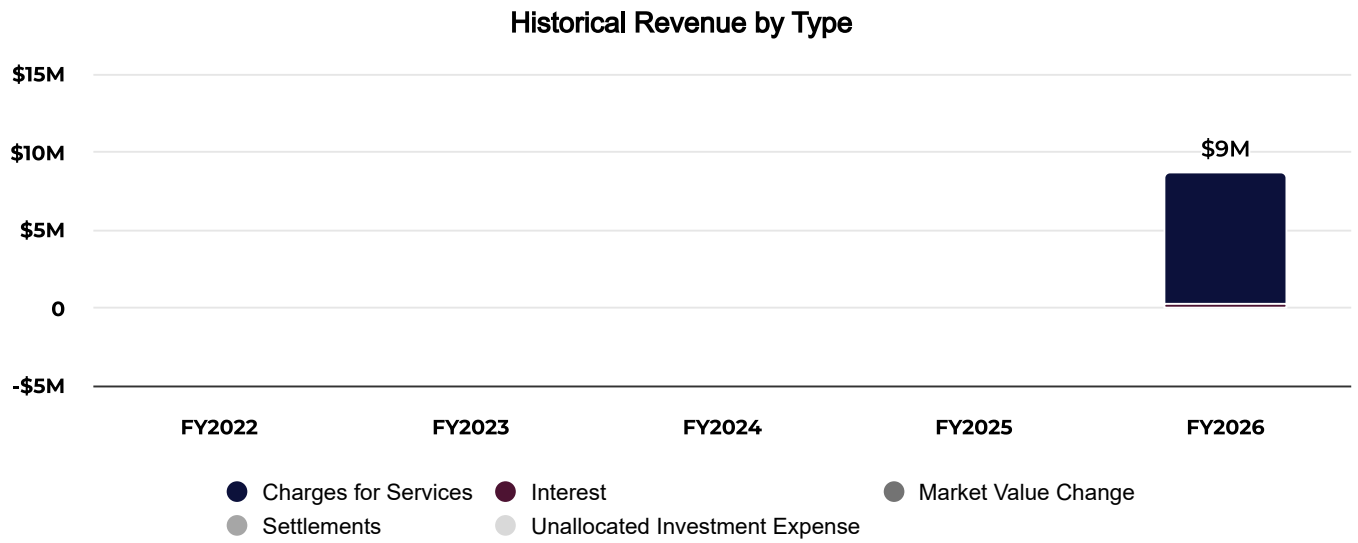

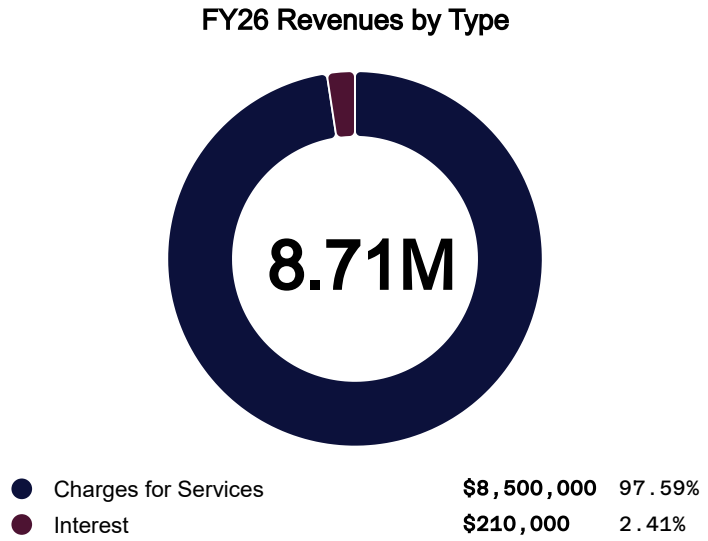

Revenues by Type

Category	FY 2022 Actuals	FY 2023 Actuals	FY 2024 Actuals	FY 2025 Amended Budget	FY 2026 Budgeted
Settlements					-
Charges for Services					$8,500,000
Interest					$210,000
Market Value Change					-
Unallocated Investment Expense					-
Total Revenues					**$8,710,000**

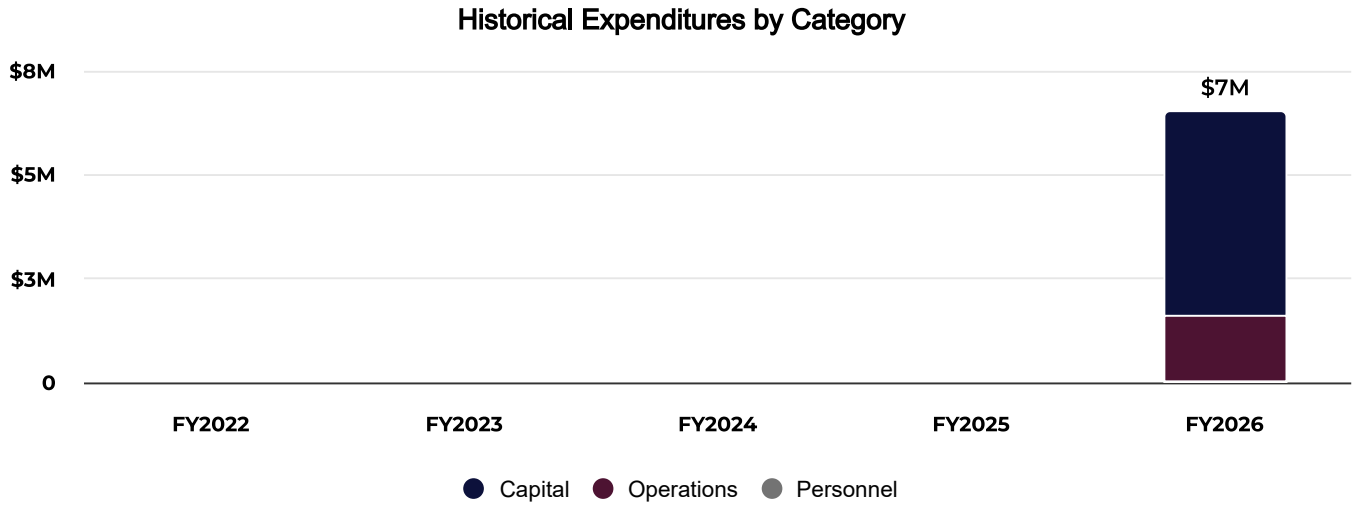

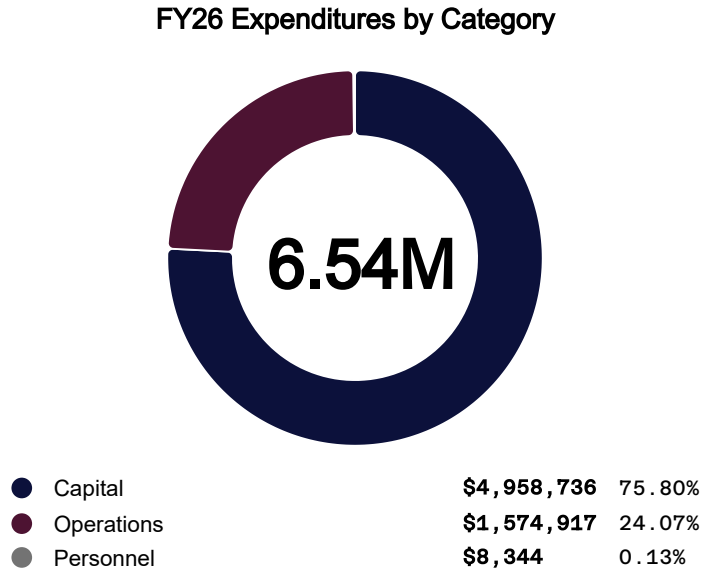

Expenditures by Category

Category	FY 2022 Actuals	FY 2023 Actuals	FY 2024 Actuals	FY 2025 Amended Budget	FY 2026 Budgeted
Personnel					$8,344
Operations					$1,574,917
Capital					$4,958,736
Total Expenditures					**$6,541,997**

Commentary

The $6.4 million capital plan includes additional funding for an existing project (CIP 19005) and a new $4.9 million initiative ENG Link 22 (PFIP). Part of the fund balance will cover prior infrastructure and loan obligations, while staff assess options for the remaining funds, guided by an upcoming PFIP update.

Fund 610 - Federal Transit Management

Federal Transit: Established to account for all funding received (federal, state, and local transportation) associated with the formation and operations of the City's public transit system.

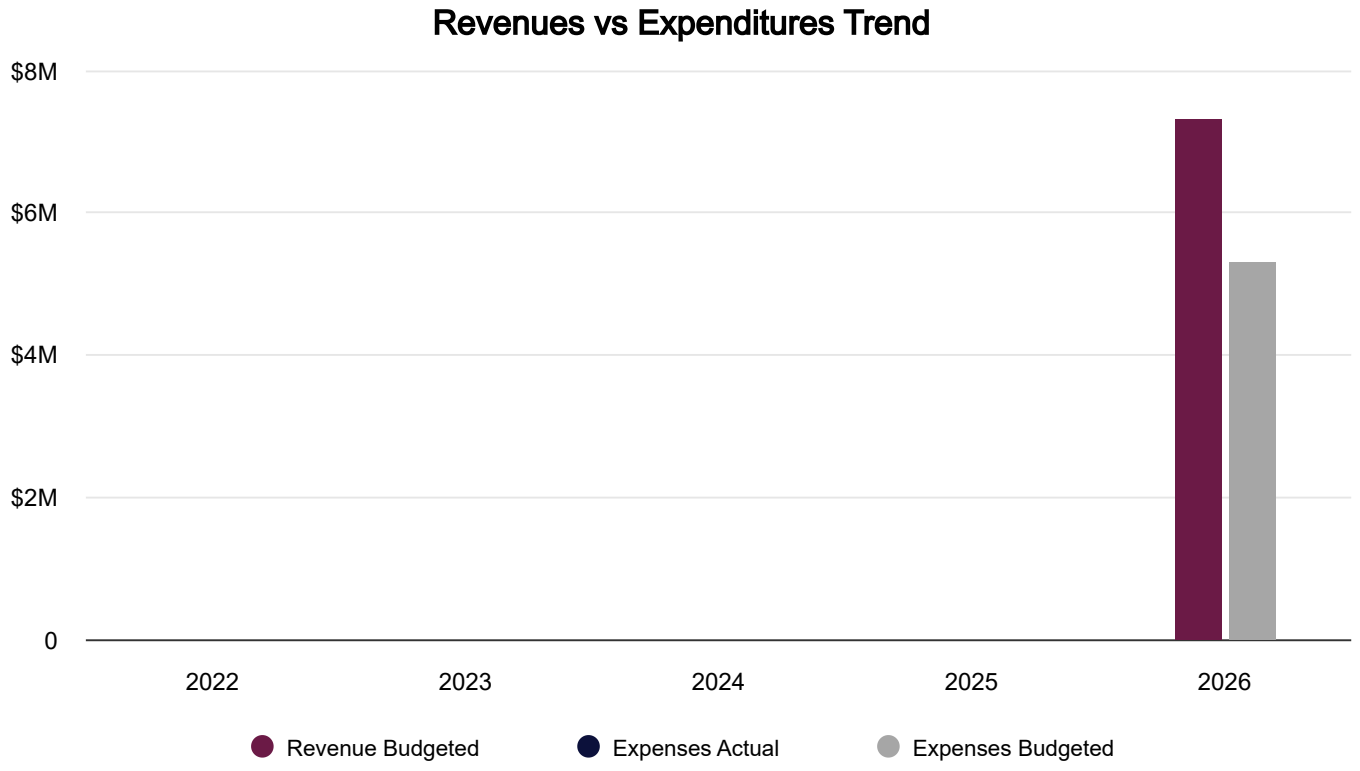

Comprehensive Fund Summary

Category	FY 2022 Actuals	FY 2023 Actuals	FY 2024 Actuals	FY 2025 Amended Budget	FY 2026 Budgeted
Beginning Fund Balance					**$3,053,336**
Revenues					
Intergovernmental					$7,186,216
Charges for Services					$117,550
Total Revenues					**$7,303,766**
Expenditures					
Benefits					$116,834
Professional Services					$2,639,023
Supplies					$284,855
Other Financing Uses					-
Utilities					$12,230
Dues & Subscriptions					$2,840
Repairs & Maintenance					$37,761
Claims & Insurance					$42,956
Administrative Expenses					$695,910
Capital Outlay					$1,000,000

Category	FY 2022 Actuals	FY 2023 Actuals	FY 2024 Actuals	FY 2025 Amended Budget	FY 2026 Budgeted
Capital Improvement					$135,000
Other Adjustments					-
Salaries					$275,535
Legal Services					$25,000
Maintenance Agreements & Licenses					$27,434
Personnel Services					-
Depreciation					-
Total Expenditures					**$5,295,378**
Total Revenues Less Expenditures					**$2,008,388**
Ending Fund Balance					**$5,061,724**

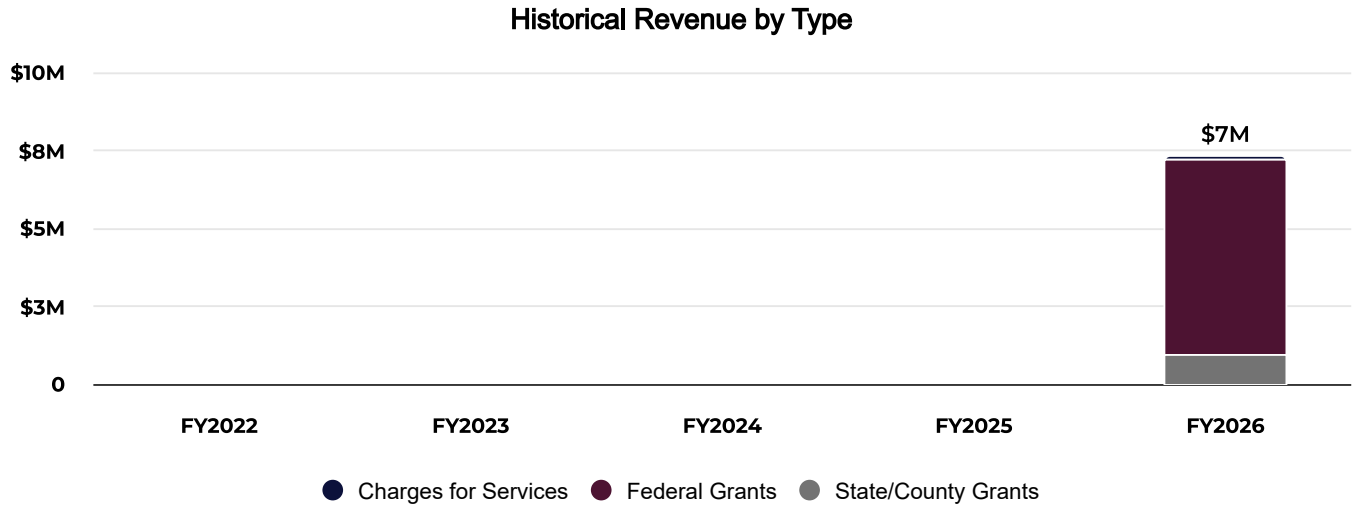

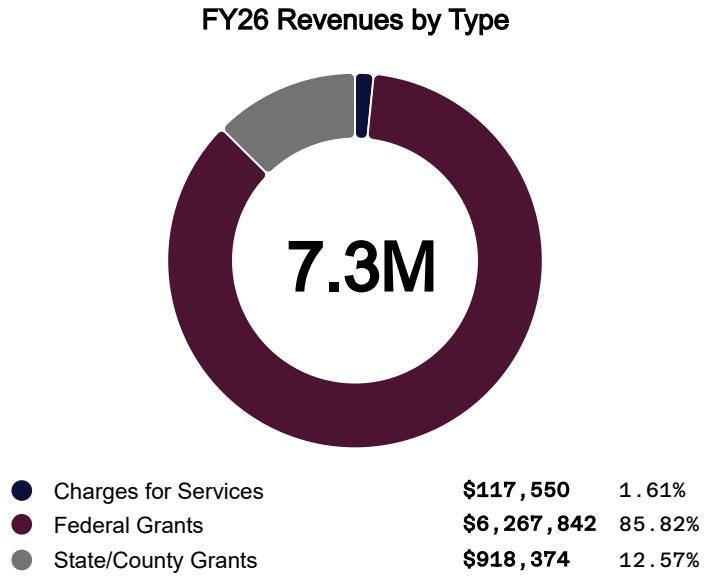

Revenues by Type

Category	FY 2022 Actuals	FY 2023 Actuals	FY 2024 Actuals	FY 2025 Amended Budget	FY 2026 Budgeted
Federal Grants					$6,267,842

Category	FY 2022 Actuals	FY 2023 Actuals	FY 2024 Actuals	FY 2025 Amended Budget	FY 2026 Budgeted
State/County Grants					$918,374
Charges for Services					$117,550
Intergovernmental Grants					-
Total Revenues					**$7,303,766**

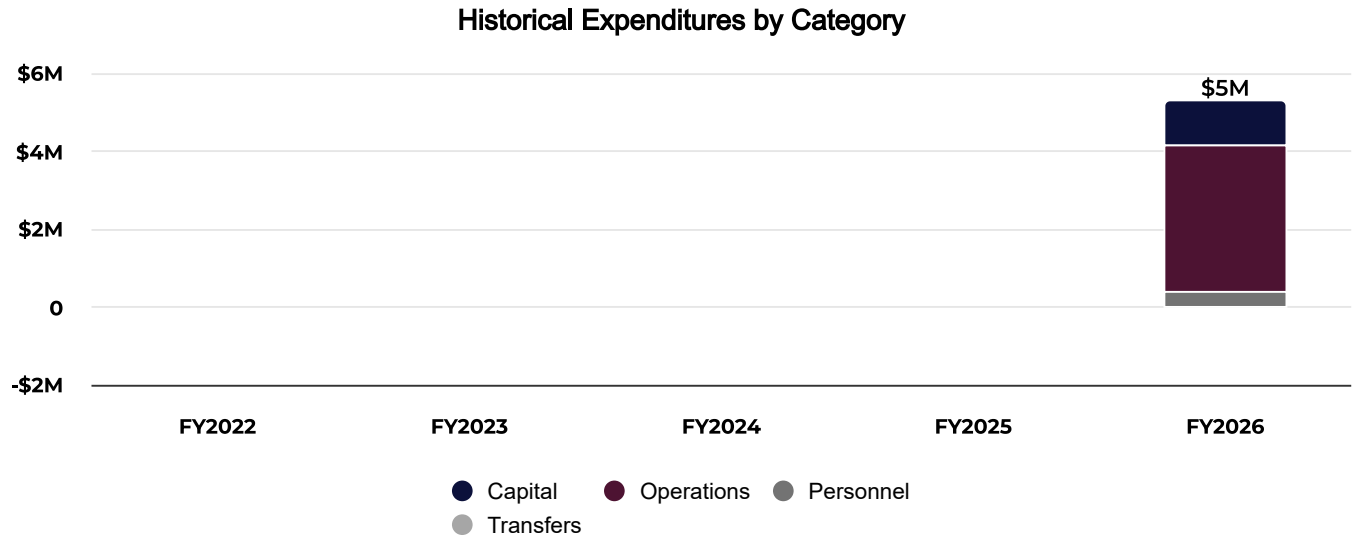

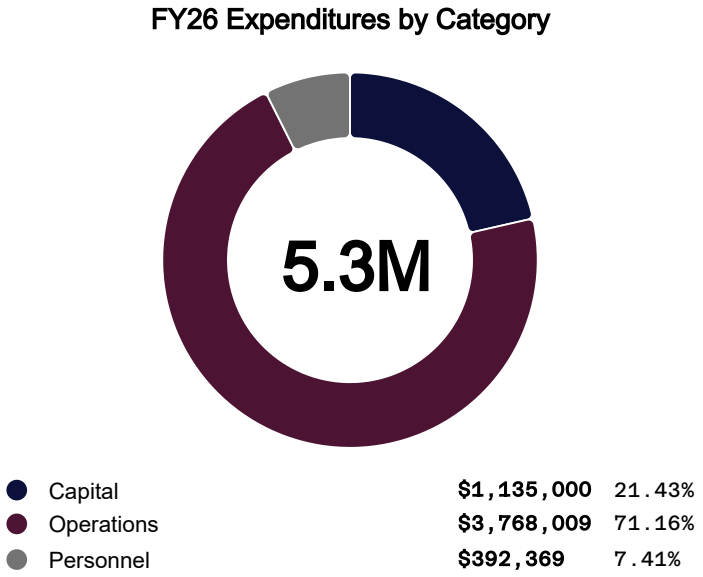

Expenditures by Category

Category	FY 2022 Actuals	FY 2023 Actuals	FY 2024 Actuals	FY 2025 Amended Budget	FY 2026 Budgeted
Personnel					$392,369
Operations					$3,768,009
Capital					$1,135,000
Transfers					-
Total Expenditures					**$5,295,378**

Commentary

Overall operations have remained consistent. The increase of $1.125 million capital allocation includes added funding for the Transit Center Upgrades (CIP 24063), a new Compressed Natural Gas (CNG) storage project, and the purchase of three new Dial-A-Ride vehicles.

Fund 620 - Golf Course

Golf Fund: This fund accounts for the operations at the City's municipal golf course. All activities necessary to provide this service are accounted for in this fund, including course maintenance, equipment purchases, capital improvements and related financing.

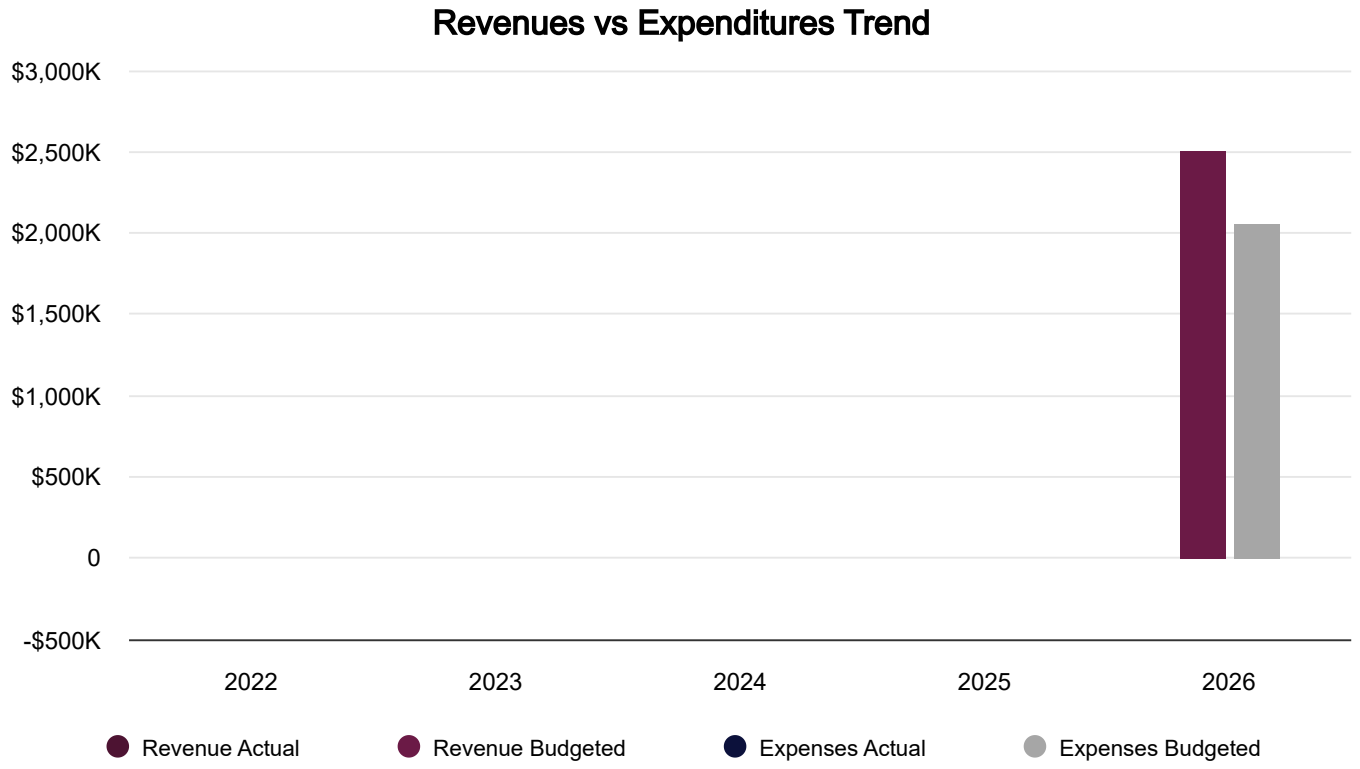

Comprehensive Fund Summary

Category	FY 2022 Actuals	FY 2023 Actuals	FY 2024 Actuals	FY 2025 Amended Budget	FY 2026 Budgeted
Beginning Fund Balance					**-$136,982**
Revenues					
Charges for Services					$1,459,200
Investment Earnings					-
Other Revenues					$35,500
Transfers					$1,002,909
Total Revenues					**$2,497,609**
Expenditures					
Benefits					$288,496
Professional Services					$327,700
Supplies					$276,365
Utilities					$240,600
Dues & Subscriptions					$2,200
Repairs & Maintenance					$150,350
Claims & Insurance					$76,643
Administrative Expenses					$27,460

Category	FY 2022 Actuals	FY 2023 Actuals	FY 2024 Actuals	FY 2025 Amended Budget	FY 2026 Budgeted
Capital Outlay					-
Capital Improvement					$98,500
Other Adjustments					-
Salaries					$558,905
Maintenance Agreements & Licenses					$5,500
Personnel Services					-
Depreciation					-
Total Expenditures					**$2,052,719**
Total Revenues Less Expenditures					**$444,890**
Ending Fund Balance					**$307,908**

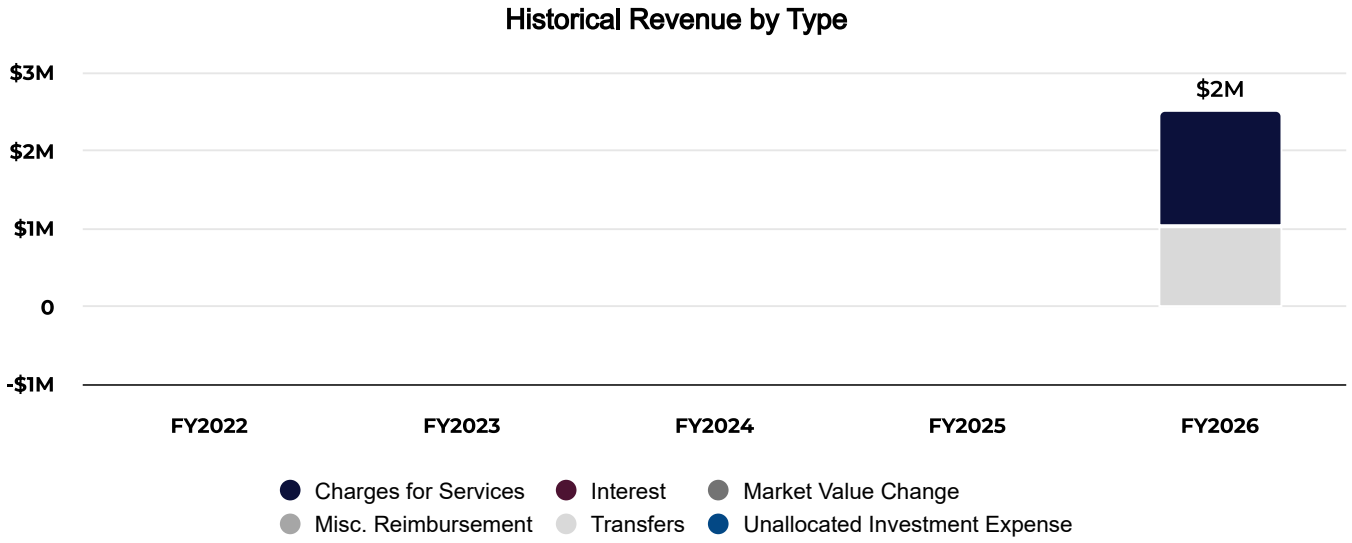

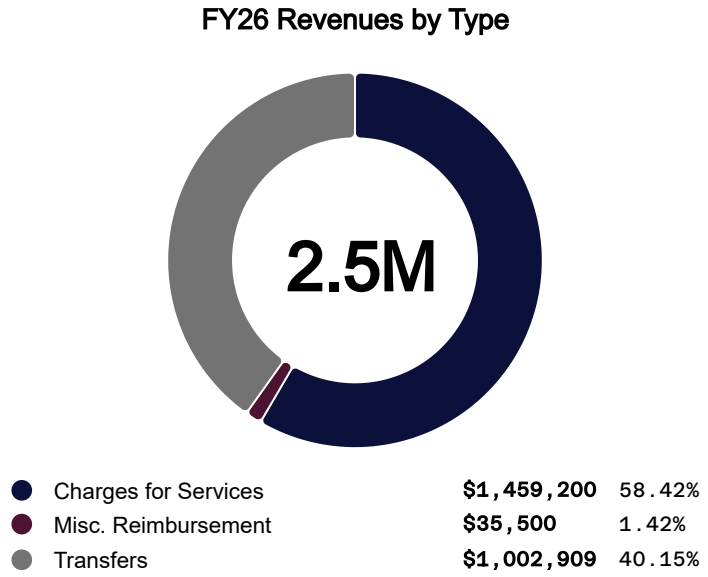

Revenues by Type

Category	FY 2022 Actuals	FY 2023 Actuals	FY 2024 Actuals	FY 2025 Amended Budget	FY 2026 Budgeted
Misc. Reimbursement					$35,500
Charges for Services					$1,459,200
Interest					-
Market Value Change					-
Unallocated Investment Expense					-
Transfers					$1,002,909
Total Revenues					**$2,497,609**

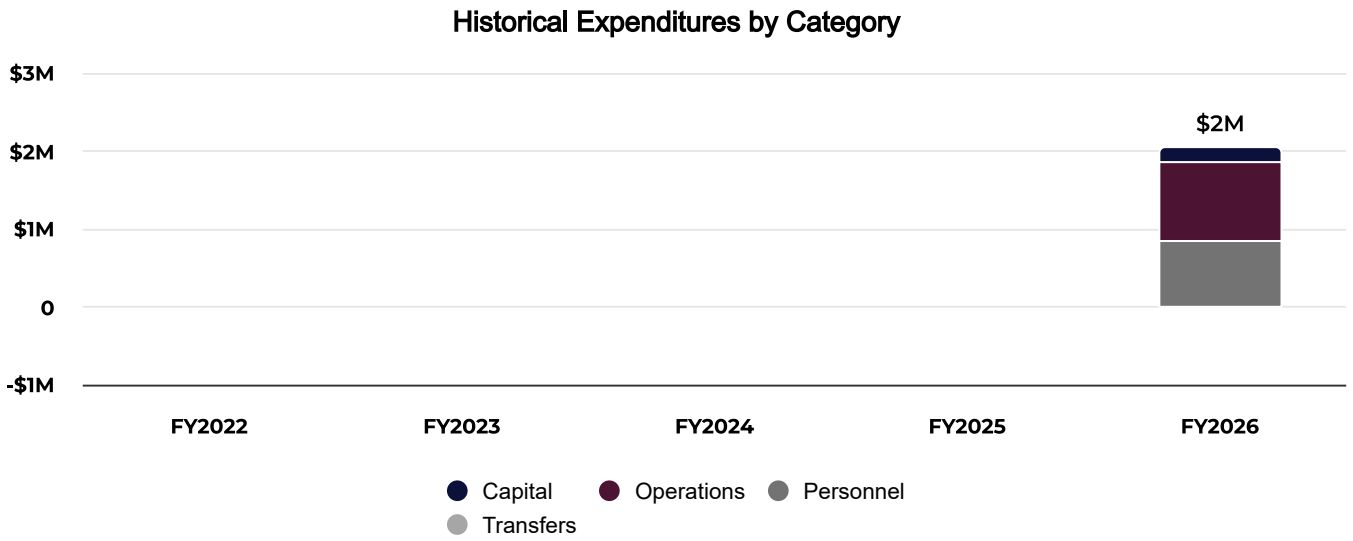

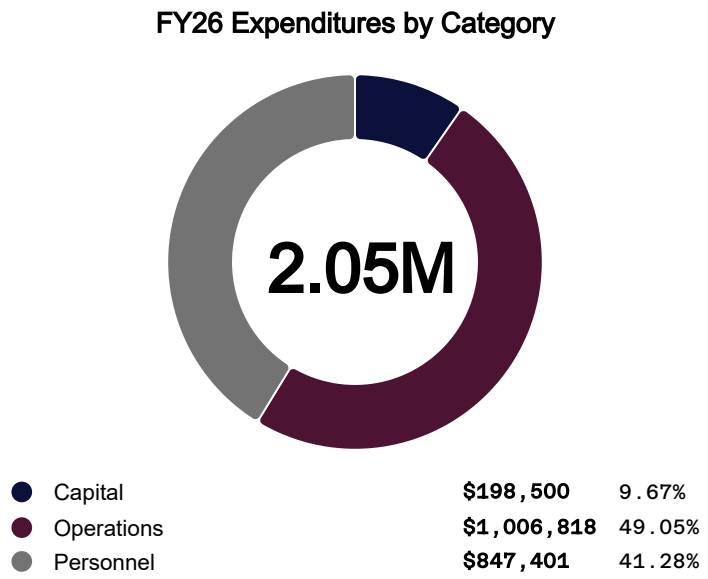

Expenditures by Category

Category	FY 2022 Actuals	FY 2023 Actuals	FY 2024 Actuals	FY 2025 Amended Budget	FY 2026 Budgeted
Personnel					$847,401
Operations					$1,006,818

Category	FY 2022 Actuals	FY 2023 Actuals	FY 2024 Actuals	FY 2025 Amended Budget	FY 2026 Budgeted
Capital					$198,500
Transfers					-
Total Expenditures					**$2,052,719**

Commentary

The $198,500 capital budget includes funding for a new Golf Fee Rate Study ($100,000) and additional funding for the Golf Cart Path & Crub Installation (CIP 24034 $98,500). A $1,002,909 million General Fund subsidy is required to meet Fiscal Year 2025-26 reserves requirements (15%), with the study aimed at reducing future subsidy needs.

Fund 630 - PFIP Sewer

Public Facilities Implementation Plan (PFIP): The Sewer Improvement Fee and Public Facilities Implementation Plan Sewer funds accounts to pay for pipelines, trunks, laterals, pump stations and lift stations, associated with new construction.

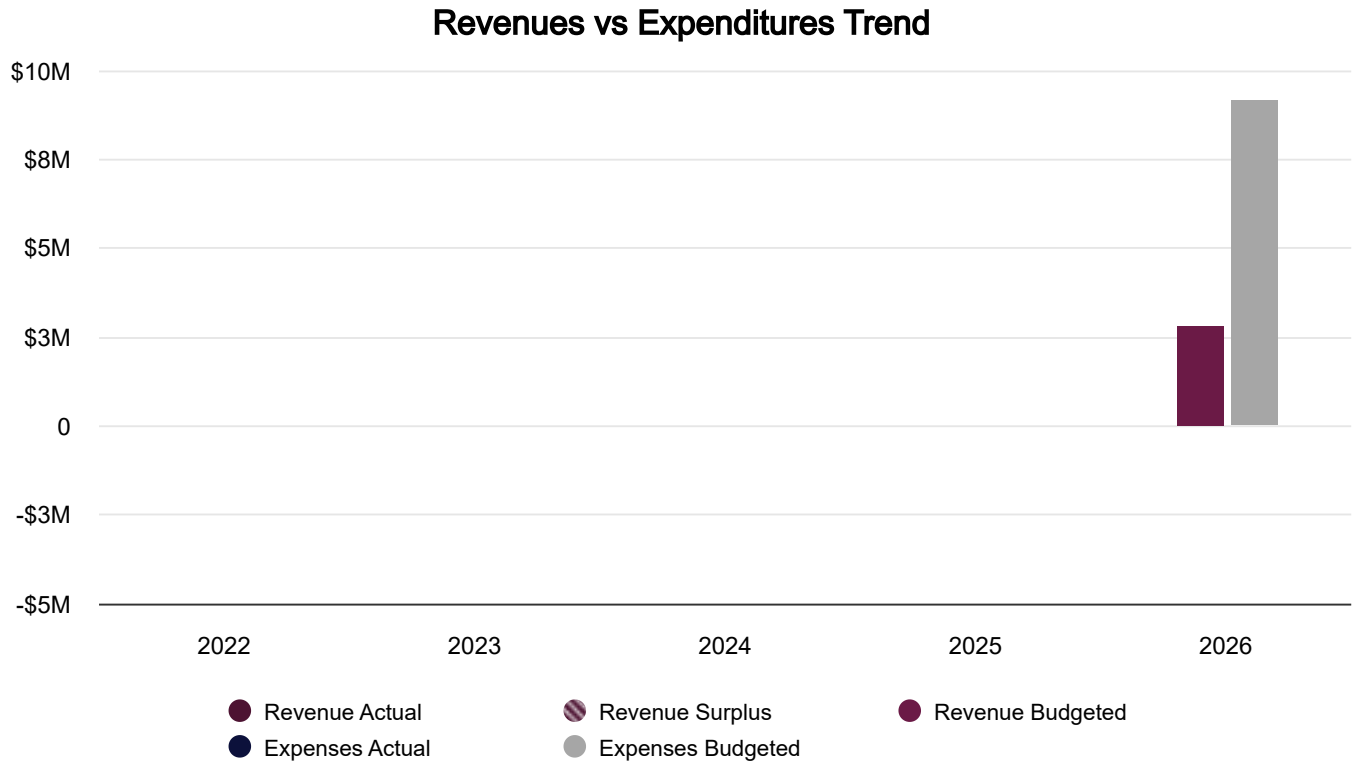

Comprehensive Fund Summary

Category	FY 2022 Actuals	FY 2023 Actuals	FY 2024 Actuals	FY 2025 Amended Budget	FY 2026 Budgeted
Beginning Fund Balance					**$8,315,442**
Revenues					
Charges for Services					$2,350,000
Investment Earnings					$100,000
Transfers					$375,000
Total Revenues					**$2,825,000**
Expenditures					
Professional Services					$215,338
Administrative Expenses					$31,104
Capital Improvement					$8,100,000
Personnel Services					$8,344
Debt Service					-
PFIP Credit Reimbursement					$800,000
Total Expenditures					**$9,154,786**
Total Revenues Less Expenditures					**-$6,329,786**

Category	FY 2022 Actuals	FY 2023 Actuals	FY 2024 Actuals	FY 2025 Amended Budget	FY 2026 Budgeted
Ending Fund Balance					$1,985,656

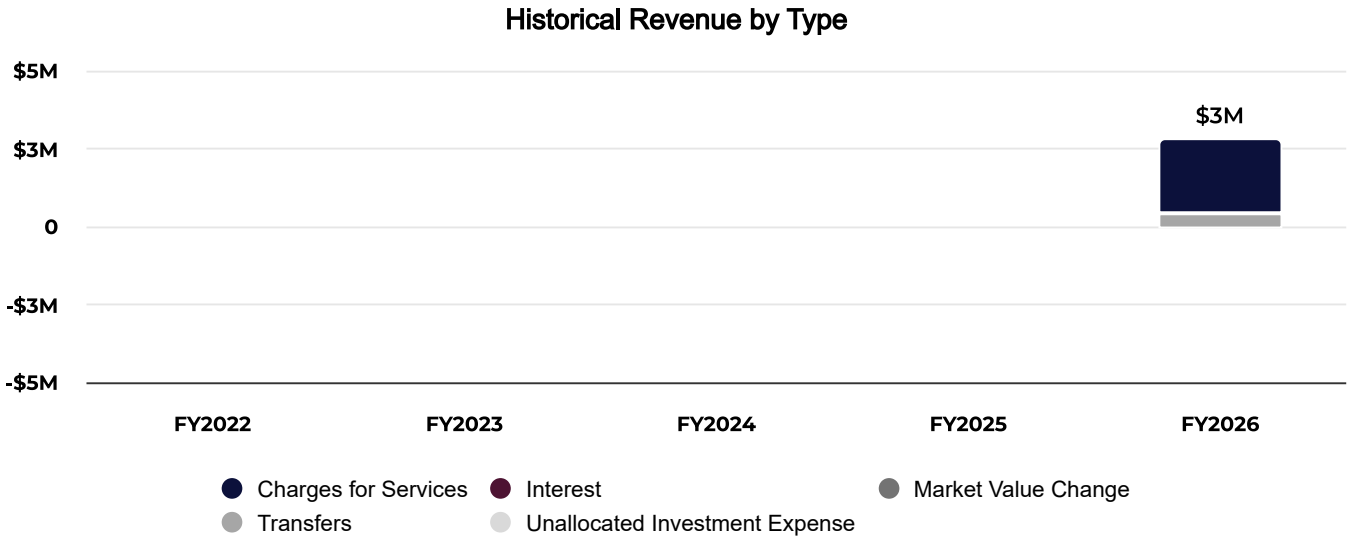

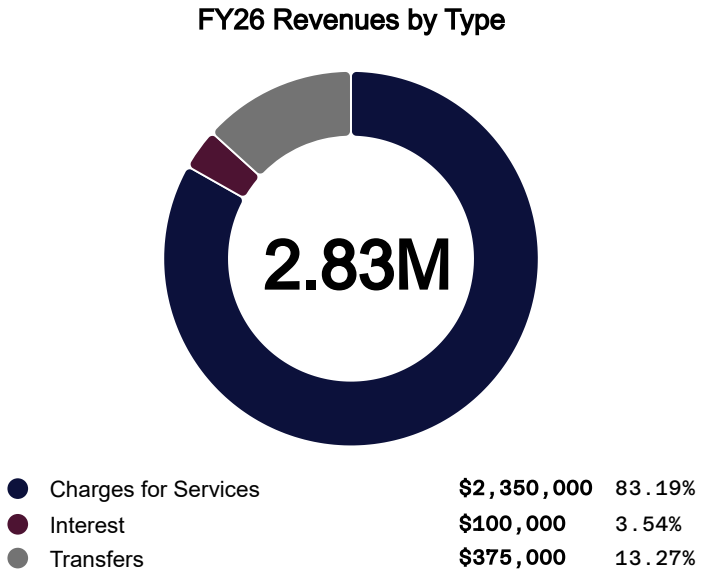

Revenues by Type

Category	FY 2022 Actuals	FY 2023 Actuals	FY 2024 Actuals	FY 2025 Amended Budget	FY 2026 Budgeted
Charges for Services					$2,350,000
Interest					$100,000
Market Value Change					-
Unallocated Investment Expense					-
Transfers					$375,000
Transfers In					-
Total Revenues					**$2,825,000**

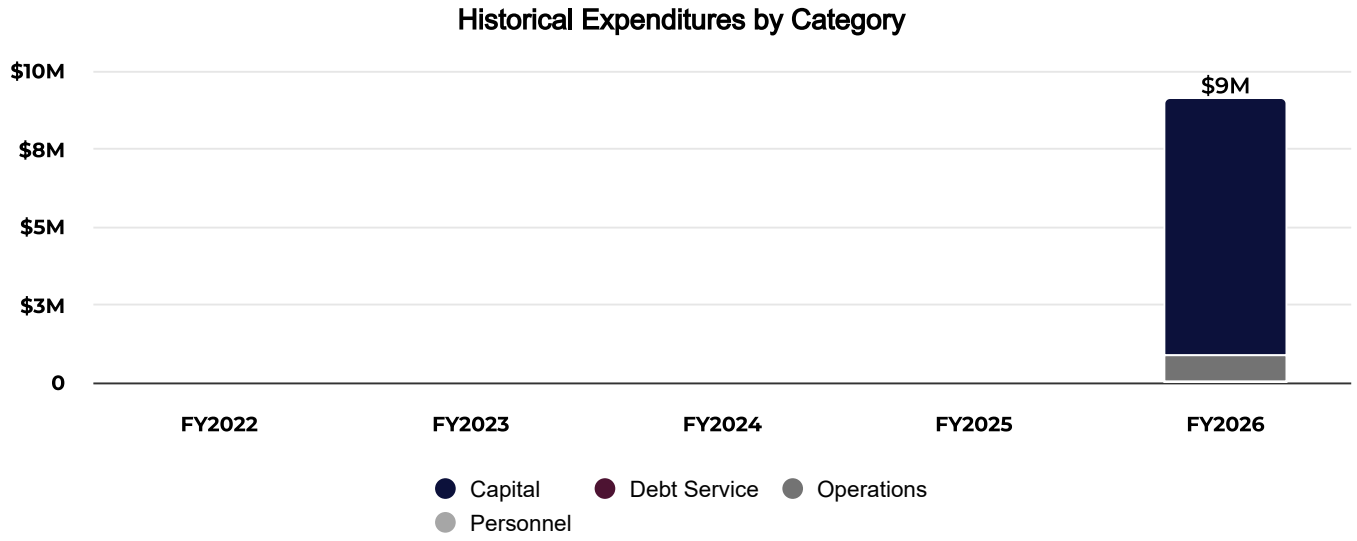

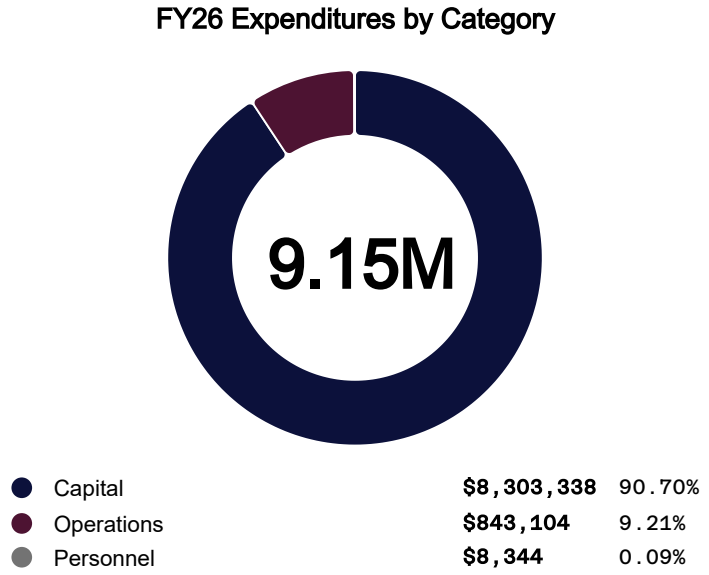

Expenditures by Category

Category	FY 2022 Actuals	FY 2023 Actuals	FY 2024 Actuals	FY 2025 Amended Budget	FY 2026 Budgeted
Personnel					$8,344
Operations					$843,104
Capital					$8,303,338
Debt Service					-
Total Expenditures					**$9,154,786**

Commentary

The budget includes funding for a shared Financial Analyst position and $8.3 million in capital, primarily for the new Link 22 project. Fund balance will support prior infrastructure obligations and interfund loans, with a PFIP update expected to guide future planning.

Fund 640 - Sewer O&M

Sewer Funds: The Sewer Maintenance and Operations fund accounts for the day-to-day operations, including sewer collection and flow to the Wastewater Treatment Plant, treatment at the Plant, billing, collections and system maintenance. These activities are funded through the monthly service fees collected from sewer service customers.

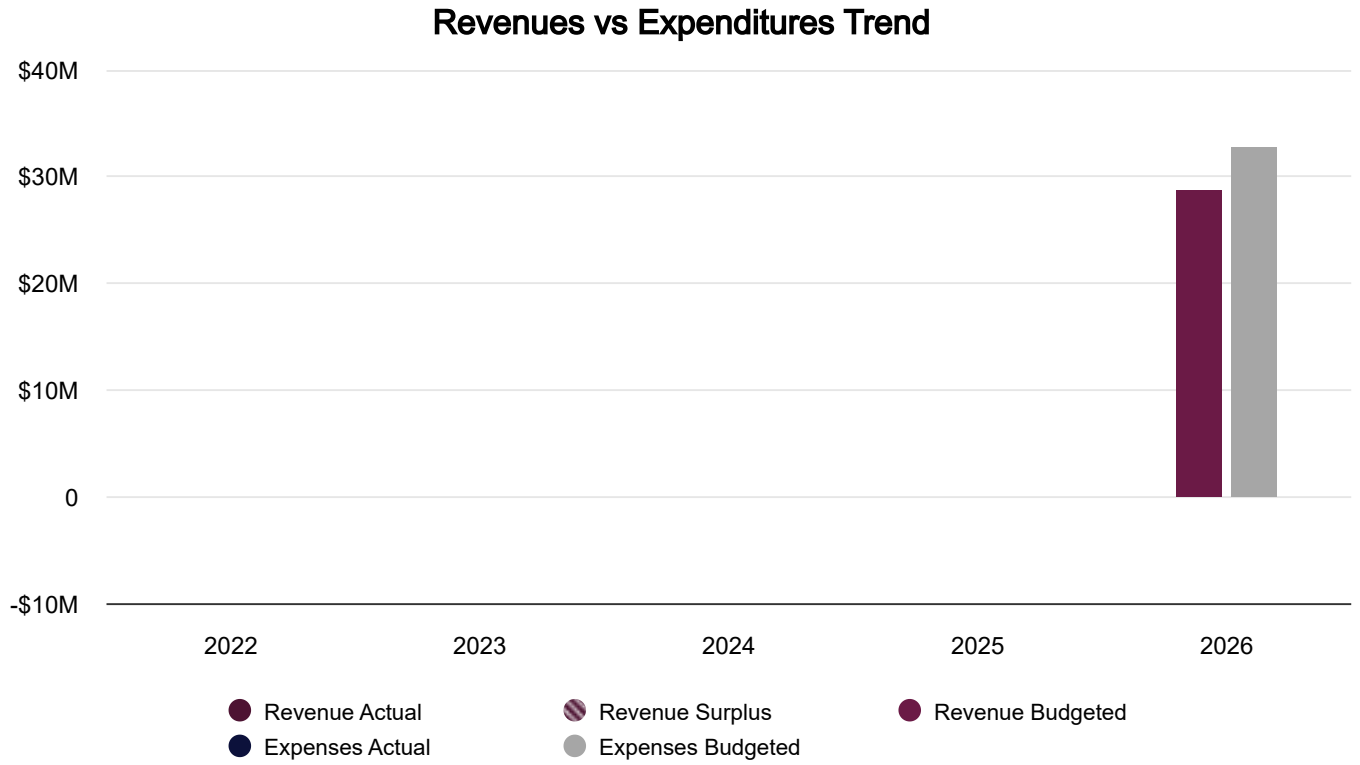

Comprehensive Fund Summary

Category	FY 2022 Actuals	FY 2023 Actuals	FY 2024 Actuals	FY 2025 Amended Budget	FY 2026 Budgeted
Beginning Fund Balance					**-$3,457,113**
Revenues					
Charges for Services					$28,428,380
Investment Earnings					$200,000
Other Revenues					$85,000
Transfers					-
Total Revenues					**$28,713,380**
Expenditures					
Bene ts					$2,868,045
Professional Services					$1,114,500
Supplies					$3,164,965
Transfers Out					-
Utilities					$2,736,100
Dues & Subscriptions					$107,600
Repairs & Maintenance					$1,430,100

Category	FY 2022 Actuals	FY 2023 Actuals	FY 2024 Actuals	FY 2025 Amended Budget	FY 2026 Budgeted
Claims & Insurance					$926,287
Administrative Expenses					$2,541,791
Capital Outlay					$70,000
Capital Improvement					$9,600,000
Other Adjustments					-
Salaries					$5,216,997
Legal Services					$60,000
Maintenance Agreements & Licenses					$399,000
Operating Fees					$1,305,000
Personnel Services					$67,204
Debt Service					$1,258,956
Depreciation					-
Total Expenditures					**$32,866,545**
Total Revenues Less Expenditures					**-$4,153,165**
Ending Fund Balance					**-$7,610,278**

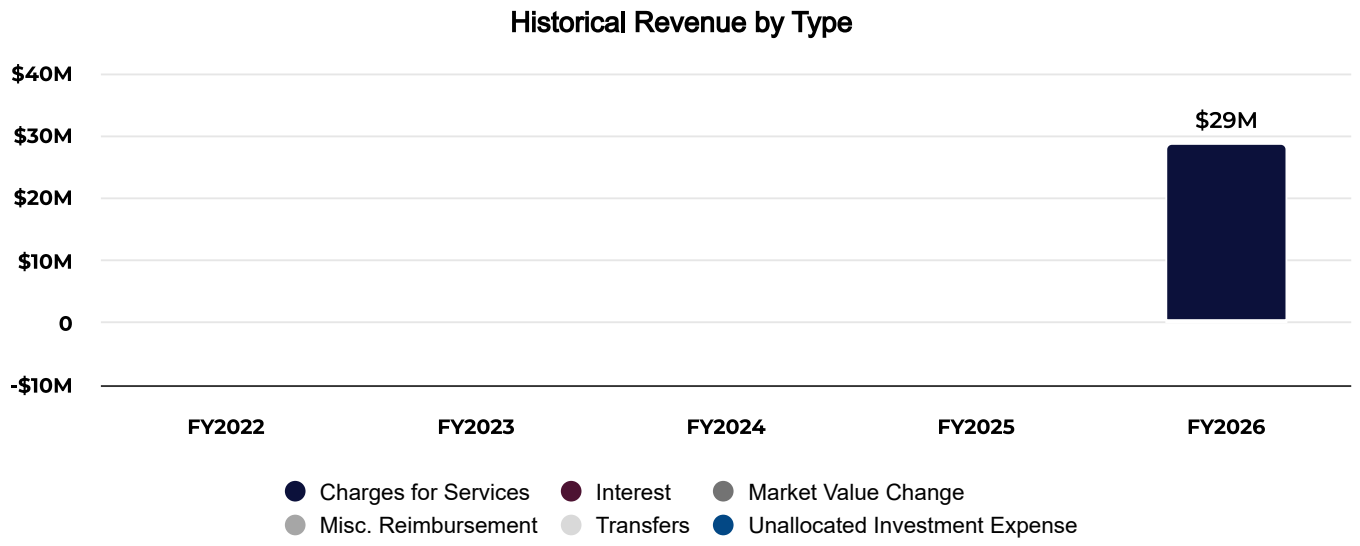

FY26 Revenues by Type



Charges for Services	$28,428,380	99.01%
Interest	$200,000	0.70%
Misc. Reimbursement	$85,000	0.30%

Revenues by Type

Category	FY 2022 Actuals	FY 2023 Actuals	FY 2024 Actuals	FY 2025 Amended Budget	FY 2026 Budgeted
Misc. Reimbursement					$85,000
Charges for Services					$28,428,380
Interest					$200,000
Market Value Change					-
Unallocated Investment Expense					-
Transfers					-
Transfers In					-
Total Revenues					**$28,713,380**

Historical Expenditures by Category



FY26 Expenditures by Category

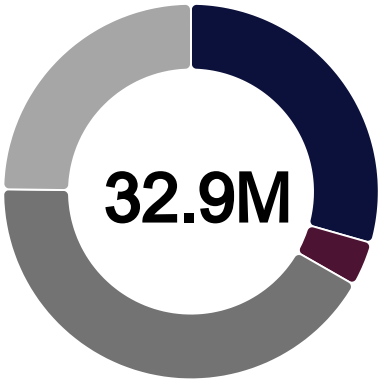

Capital	$9,670,000	29.42%
Debt Service	$1,258,956	3.83%
Operations	$13,785,343	41.94%
Personnel	$8,152,246	24.80%

Expenditures by Category

Category	FY 2022 Actuals	FY 2023 Actuals	FY 2024 Actuals	FY 2025 Amended Budget	FY 2026 Budgeted
Personnel					$8,152,246
Operations					$13,785,343
Capital					$9,670,000
Debt Service					$1,258,956
Transfers					-
Total Expenditures					**$32,866,545**

Commentary

Fiscal Year 2024-25 has a temporary deficit caused by timing gaps between project spending and anticipated bond proceeds. As outlined in the recent rate study, a temporary deficit is expected for the next few years. In Fiscal Year 2025-26 the $9.71 million budget supports ongoing projects, while new project requests are deferred until funding is secured. FY26 Personnel includes one reclassification of one Water Distribution Operator III to Lead Water Distribution Operator.

Fund 650 - Sewer Improvement

Sewer Funds: The Sewer Improvement Fee and Public Facilities Implementation Plan – Sewer funds accounts to pay for the cost of connection of new development to the City's sewer system and to pay for increased treatment capacity of the Wastewater Quality Control Facility (WQCF).

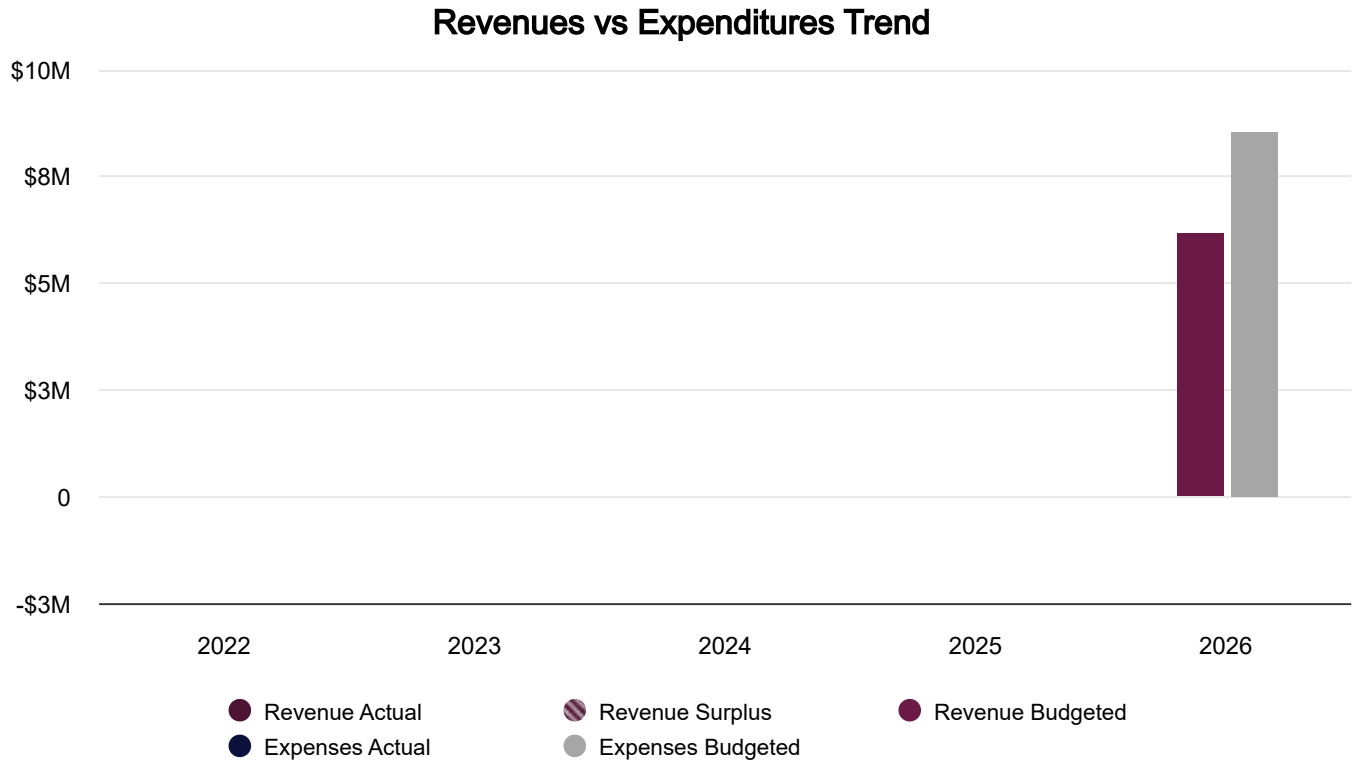

Comprehensive Fund Summary

Category	FY 2022 Actuals	FY 2023 Actuals	FY 2024 Actuals	FY 2025 Amended Budget	FY 2026 Budgeted
Beginning Fund Balance					**$3,176,198**
Revenues					
Charges for Services					$6,086,745
Investment Earnings					$100,000
Other Revenues					-
Total Revenues					**$6,186,745**
Expenditures					
Capital Improvement					$7,229,000
Debt Service					$1,339,085
Total Expenditures					**$8,568,085**
Total Revenues Less Expenditures					**-$2,381,340**
Ending Fund Balance					**$794,858**

Historical Revenue by Type

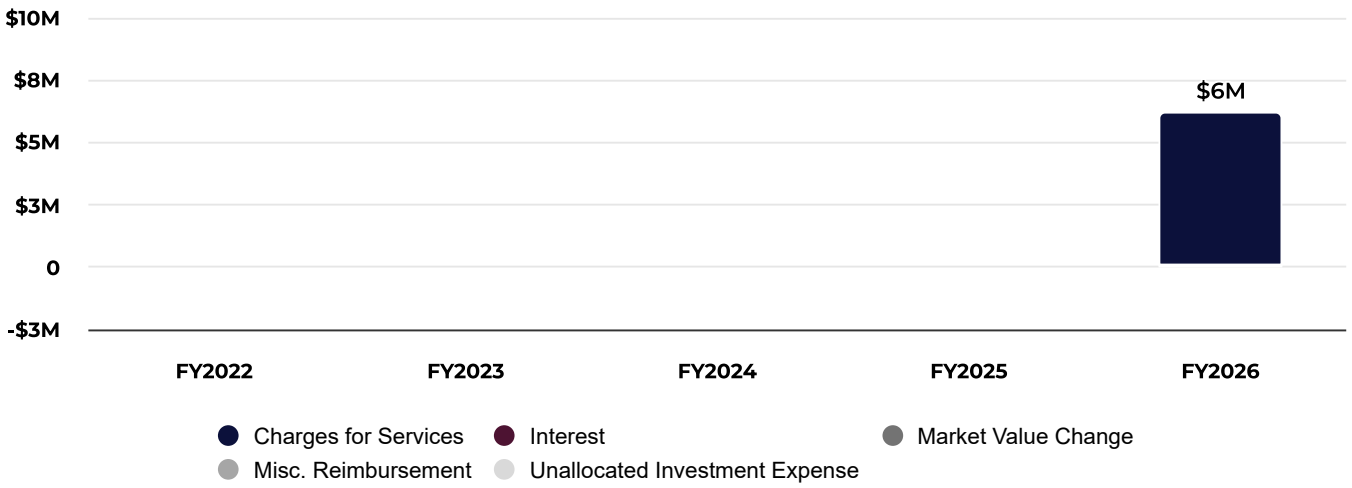

FY26 Revenues by Type

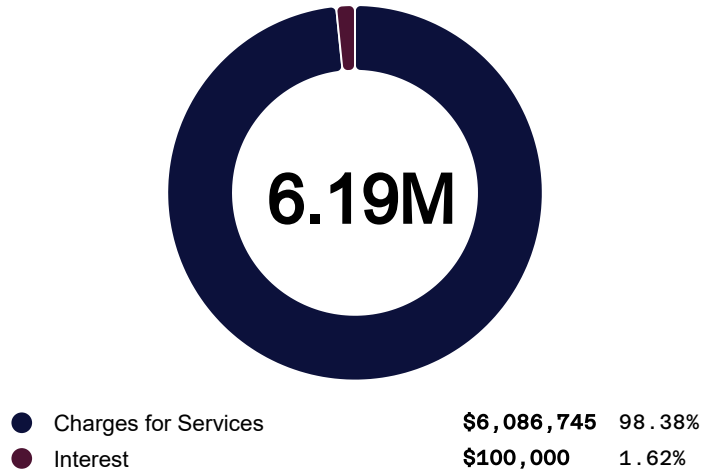

Revenues by Type

Category	FY 2022 Actuals	FY 2023 Actuals	FY 2024 Actuals	FY 2025 Amended Budget	FY 2026 Budgeted
Misc. Reimbursement					-
Charges for Services					$6,086,745
Interest					$100,000
Market Value Change					-
Unallocated Investment Expense					-
Total Revenues					**$6,186,745**

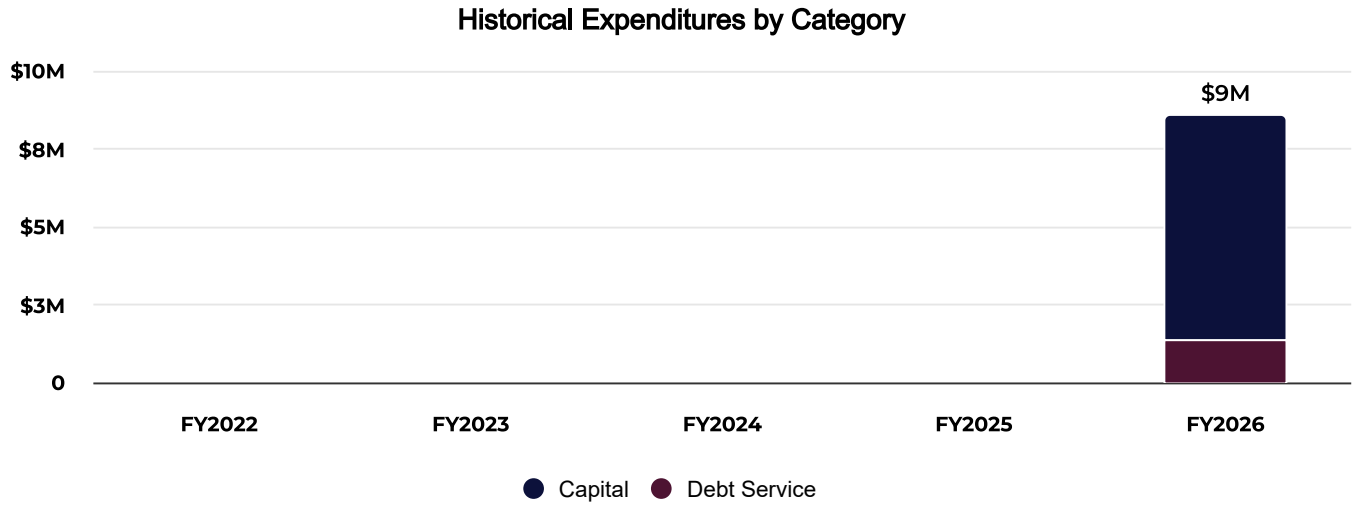

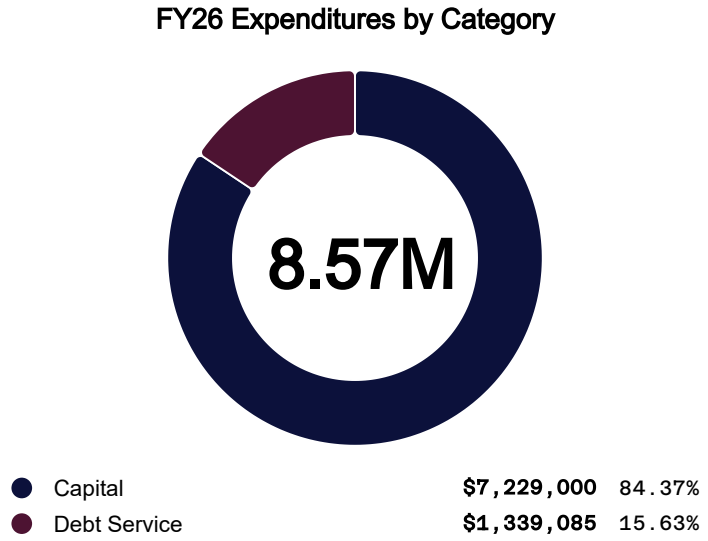

Expenditures by Category

Category	FY 2022 Actuals	FY 2023 Actuals	FY 2024 Actuals	FY 2025 Amended Budget	FY 2026 Budgeted
Capital					$7,229,000
Debt Service					$1,339,085
Total Expenditures					**$8,568,085**

Commentary

The $7,229,000 in capital funding includes additional appropriations for two wastewater projects: $3,000,000 for Dewatering (CIP 24006) and $4,200,000 for the Sludge Thickener (CIP 24007), along with $29,000 for a new project, WSC-32 St. Dominic, located north of Yosemite to Golf Course.

Fund 660 - Solid Waste

Solid Waste Funds: The Solid Waste Fund accounts for the collection of refuse and recyclables throughout the City. All activities necessary to provide these services are accounted for in this fund, including operations, billing, collections, equipment purchases, capital improvements, and related financing activities.

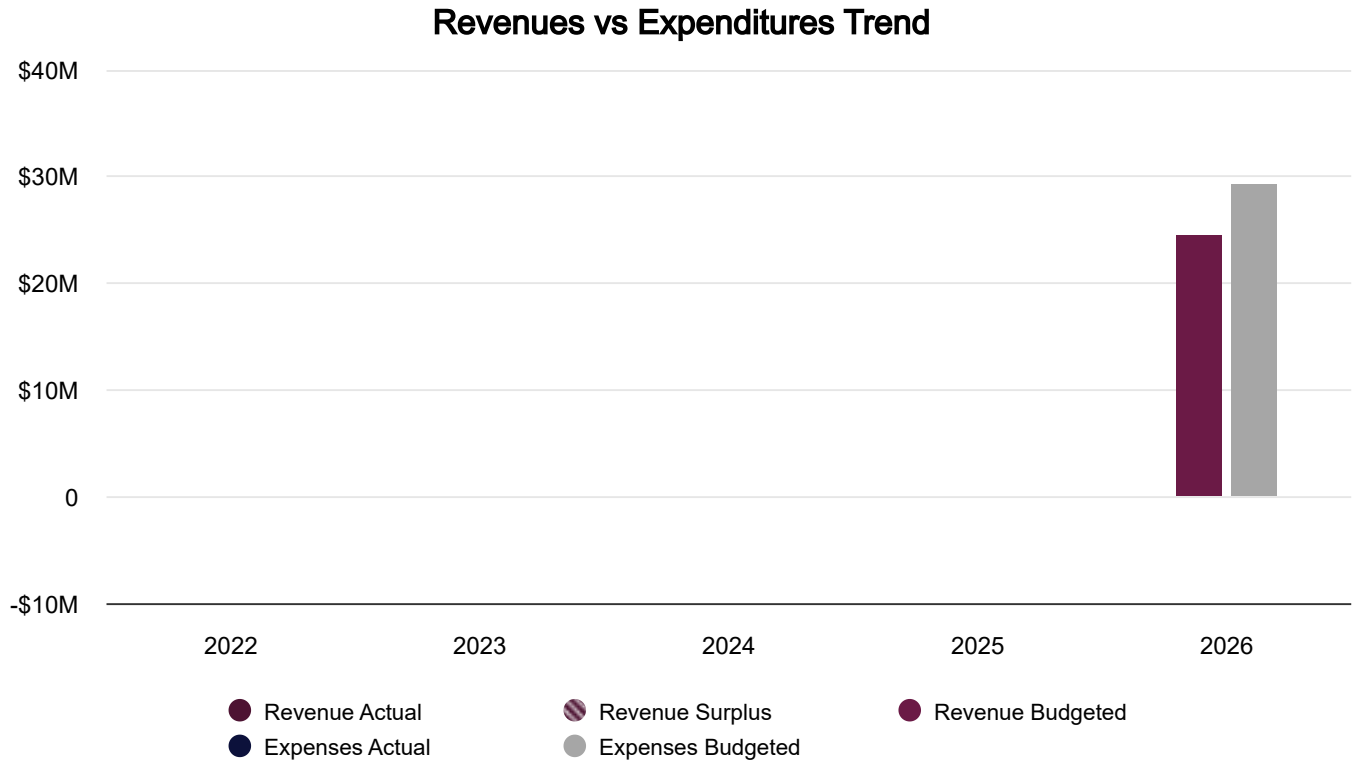

Comprehensive Fund Summary

Category	FY 2022 Actuals	FY 2023 Actuals	FY 2024 Actuals	FY 2025 Amended Budget	FY 2026 Budgeted
Beginning Fund Balance					**$6,665,896**
Revenues					
Intergovernmental					-
Charges for Services					$24,502,848
Investment Earnings					-
Other Revenues					$500
Total Revenues					**$24,503,348**
Expenditures					
Benefits					$2,663,933
Professional Services					$2,086,800
Supplies					$4,136,974
Utilities					$43,480
Dues & Subscriptions					$3,050
Repairs & Maintenance					$968,195
Claims & Insurance					$566,966

Category	FY 2022 Actuals	FY 2023 Actuals	FY 2024 Actuals	FY 2025 Amended Budget	FY 2026 Budgeted
Administrative Expenses					$5,657,997
Capital Outlay					$1,081,080
Other Adjustments					-
Salaries					$4,418,701
Legal Services					$30,000
Maintenance Agreements & Licenses					$314,874
Operating Fees					$7,308,939
Personnel Services					$720
Depreciation					-
Total Expenditures					**$29,281,709**
Total Revenues Less Expenditures					**-$4,778,361**
Ending Fund Balance					**$1,887,535**

Historical Revenue by Type

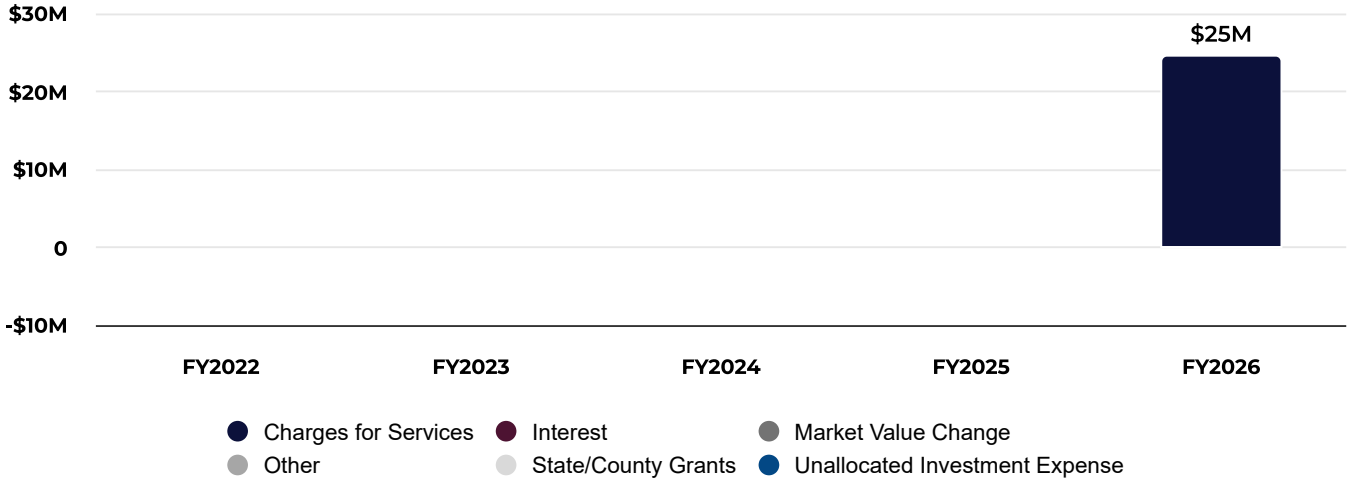

FY26 Revenues by Type



Charges for Services	**$24,502,848**	100.00%
Other	**$500**	0.00%

Revenues by Type

Category	FY 2022 Actuals	FY 2023 Actuals	FY 2024 Actuals	FY 2025 Amended Budget	FY 2026 Budgeted
State/County Grants					-
Other					$500
Charges for Services					$24,502,848
Interest					-
Market Value Change					-
Unallocated Investment Expense					-
Total Revenues					**$24,503,348**

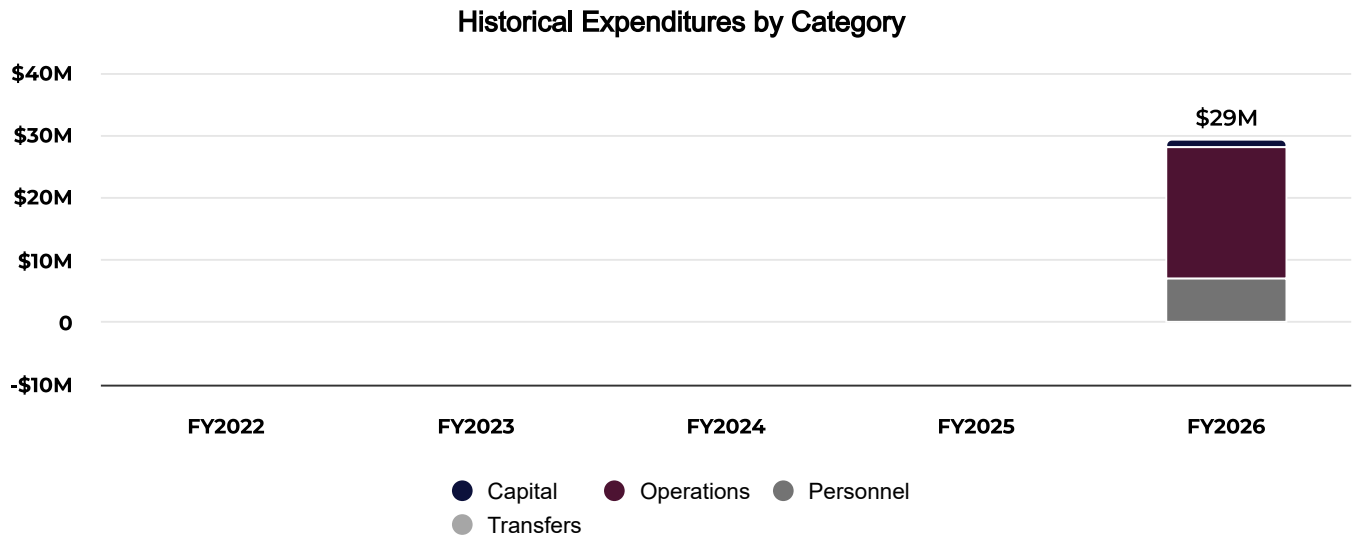

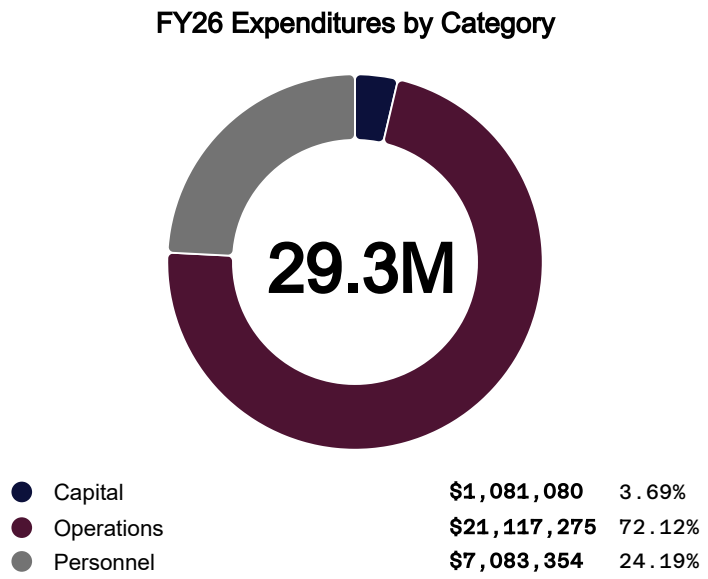

Expenditures by Category

Category	FY 2022 Actuals	FY 2023 Actuals	FY 2024 Actuals	FY 2025 Amended Budget	FY 2026 Budgeted
Personnel					$7,083,354
Operations					$21,117,275

Category	FY 2022 Actuals	FY 2023 Actuals	FY 2024 Actuals	FY 2025 Amended Budget	FY 2026 Budgeted
Capital					$1,081,080
Transfers					-
Total Expenditures					**$29,281,709**

Commentary

The new solid waste rate implemented in Fiscal Year 2023-24 has positioned the fund for a positive balance by Fiscal Year 2024-25 year-end. However, the Vehicle Internal Service Fund (ISF) in FY26 is causing a temporary deficit. City staff are developing a plan to address prior year allocations and help the fund recover. The capital budget includes new requests for a Solid Waste Forklift ($102,330), Front Loader Garbage Truck ($603,750), and a Wastewater Compressed Natural Gas Storage Expansion ($375,000). Unspent capital will be carried forward into the next fiscal year. With the new rate structure, revenues are expected to grow in coming years, helping the fund build reserves to meet the 25% requirement.

Fund 670 - Solid Waste Cost Recovery

Solid Waste Funds: The Solid Waste Cost Recovery funds account for the service initiation cost recovery charge for all new residential dwelling units and newly constructed commercial units. All revenue derived from this charge will be used for the acquisition and delivery of containers, equipment and solid waste collection trucks.

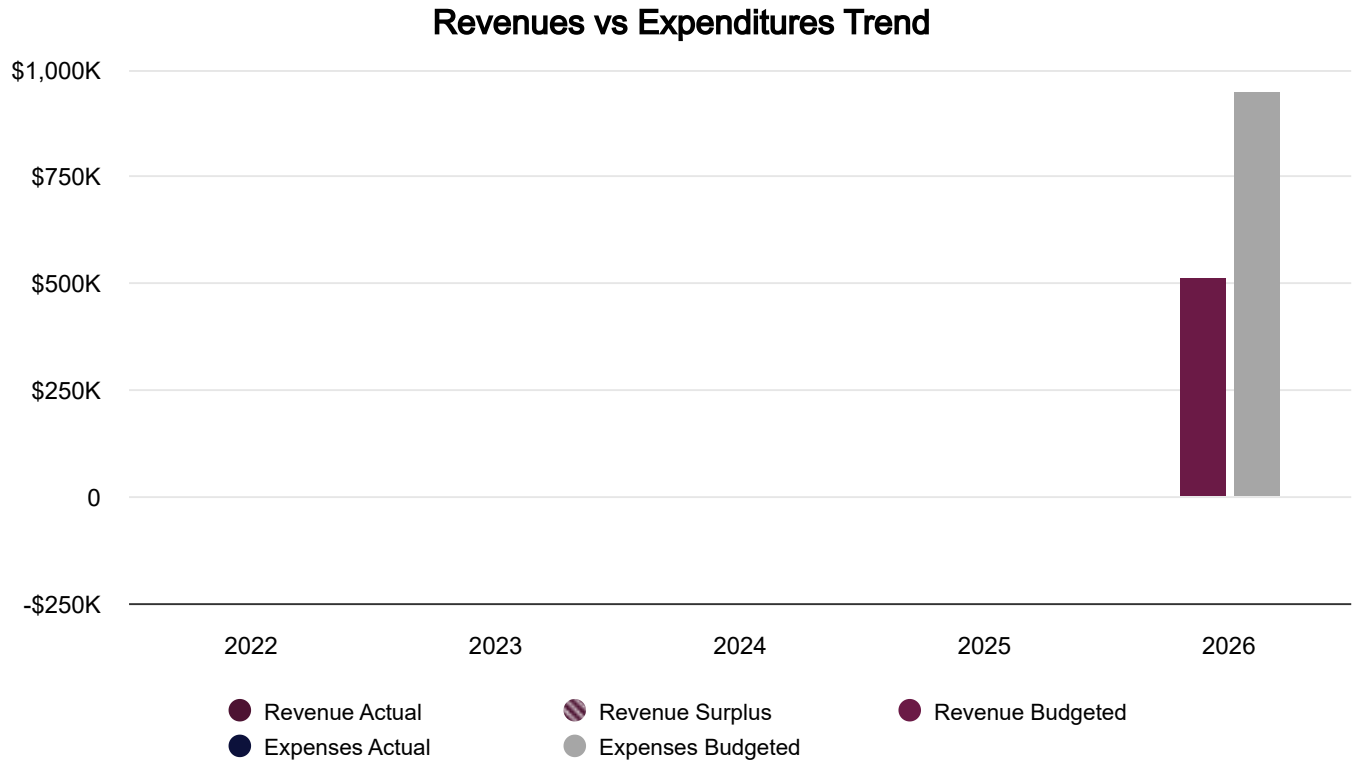

Comprehensive Fund Summary

Category	FY 2022 Actuals	FY 2023 Actuals	FY 2024 Actuals	FY 2025 Amended Budget	FY 2026 Budgeted
Beginning Fund Balance					**$1,230,836**
Revenues					
Charges for Services					$500,000
Investment Earnings					$10,000
Total Revenues					**$510,000**
Expenditures					
Benefits					-
Capital Outlay					$948,600
Salaries					-
Total Expenditures					**$948,600**
Total Revenues Less Expenditures					**-$438,600**
Ending Fund Balance					**$792,236**

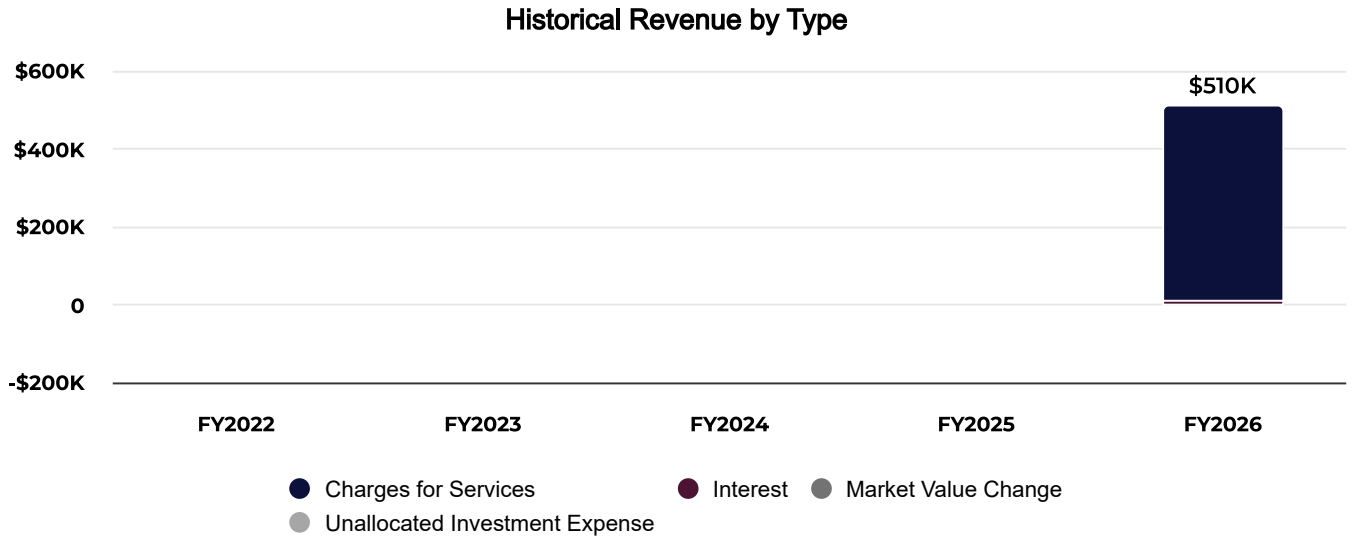

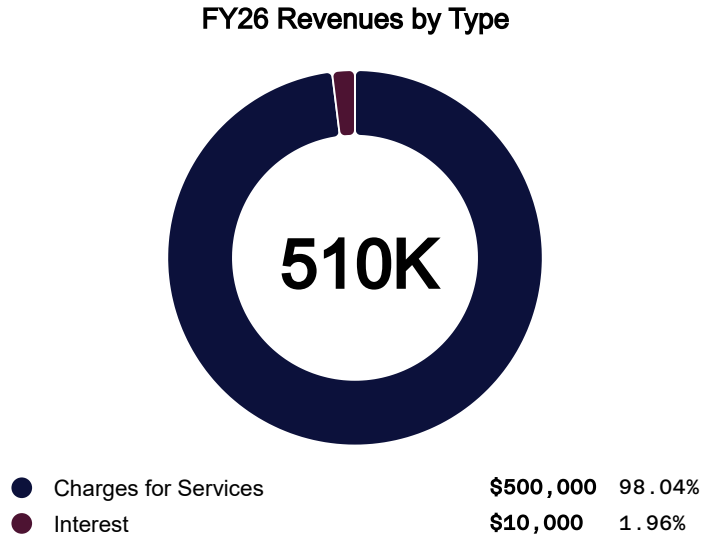

Revenues by Type

Category	FY 2022 Actuals	FY 2023 Actuals	FY 2024 Actuals	FY 2025 Amended Budget	FY 2026 Budgeted
Charges for Services					$500,000
Interest					$10,000
Market Value Change					-
Unallocated Investment Expense					-
Total Revenues					**$510,000**

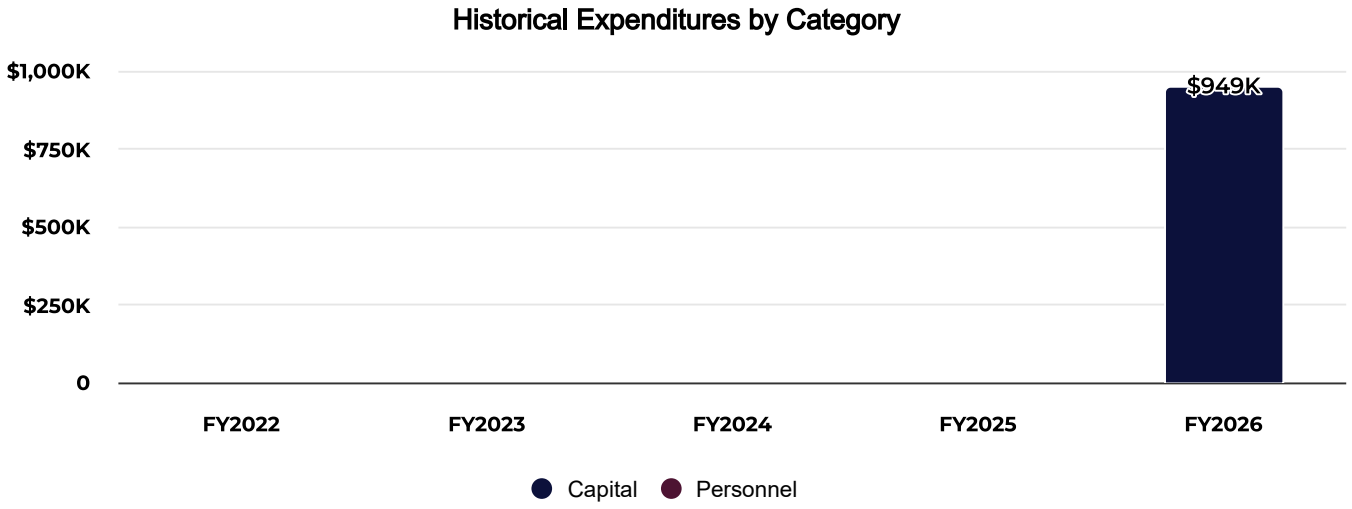

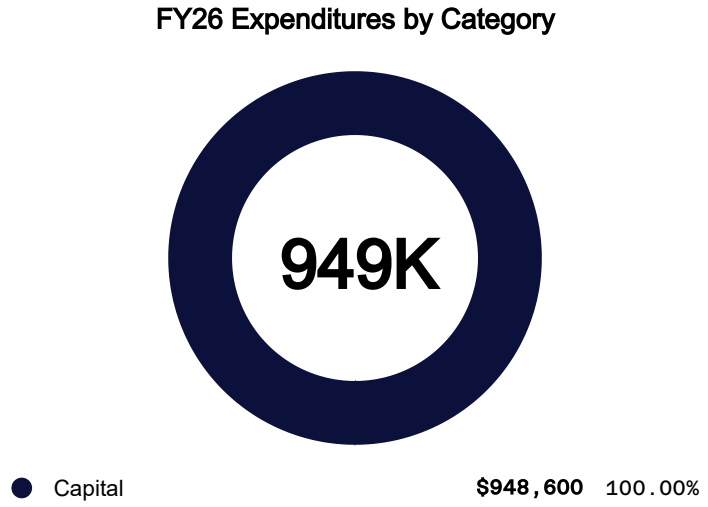

Expenditures by Category

Category	FY 2022 Actuals	FY 2023 Actuals	FY 2024 Actuals	FY 2025 Amended Budget	FY 2026 Budgeted
Personnel					-
Capital					$948,600
Total Expenditures					**$948,600**

Commentary

The capital budget originally included new equipment purchases—specifically, a Fork Truck ($141,300), a Roll-Off Garbage Truck ($303,347), and a Street Sweeper ($503,923); however, the department has opted to reallocate these funds towards other priority capital outlay items, which are currently being reviewed and finalized. Adjustments will be processed in accordance with budget and fiscal policies.

Fund 680 - Water O&M

Water Funds: The Water Maintenance and Operations fund accounts for the day-to-day operations, including water pumping and deliveries, billing, collections and system maintenance. These activities are funded through the monthly service fees collected from water service customers.

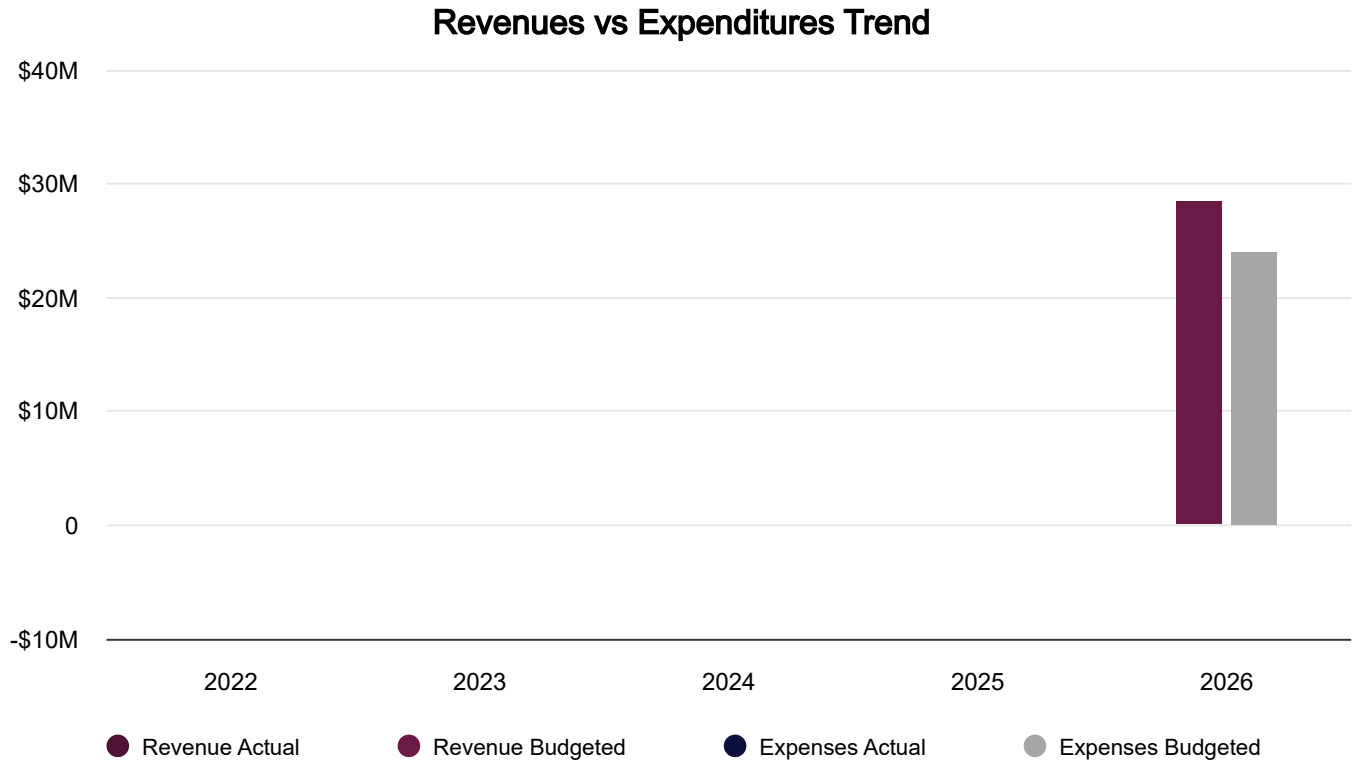

Comprehensive Fund Summary

Category	FY 2022 Actuals	FY 2023 Actuals	FY 2024 Actuals	FY 2025 Amended Budget	FY 2026 Budgeted
Beginning Fund Balance					**-$1,125,069**
Revenues					
Charges for Services					$23,130,359
Investment Earnings					$120,000
Other Revenues					$280,405
Transfers					$5,000,000
Total Revenues					**$28,530,764**
Expenditures					
Benefits					$2,398,887
Professional Services					$710,800
Supplies					$9,795,340
Utilities					$1,515,810
Dues & Subscriptions					$22,500
Repairs & Maintenance					$303,600
Claims & Insurance					$501,732

Category	FY 2022 Actuals	FY 2023 Actuals	FY 2024 Actuals	FY 2025 Amended Budget	FY 2026 Budgeted
Administrative Expenses					$2,488,438
Capital Outlay					$725,000
Capital Improvement					-
Other Adjustments					-
Salaries					$4,006,499
Legal Services					$60,000
Maintenance Agreements & Licenses					$155,700
Operating Fees					$152,500
Personnel Services					$67,202
Debt Service					$1,151,392
Depreciation					-
Total Expenditures					**$24,055,400**
Total Revenues Less Expenditures					**$4,475,364**
Ending Fund Balance					**$3,350,295**

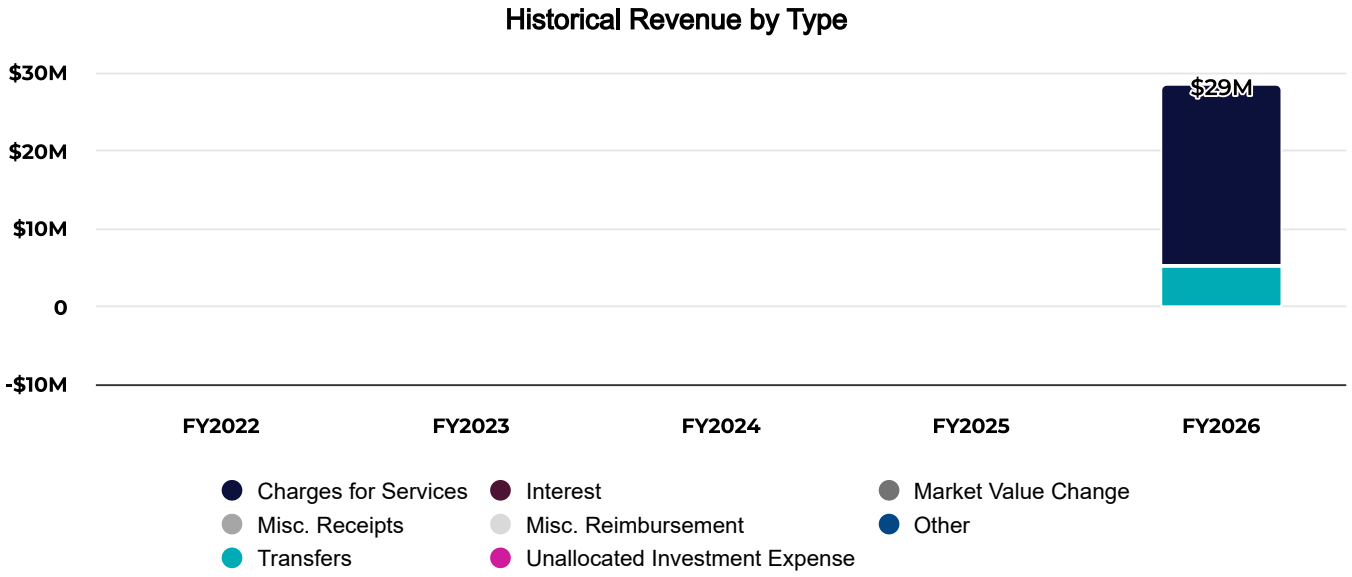

FY26 Revenues by Type

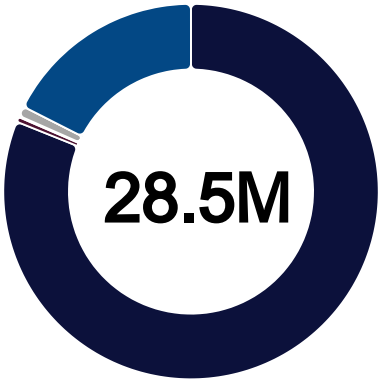

Charges for Services	$23,130,359	81.07%
Interest	$120,000	0.42%
Misc. Receipts	$35,000	0.12%
Misc. Reimbursement	$245,205	0.86%
Other	$200	0.00%
Transfers	$5,000,000	17.52%

Revenues by Type

Category	FY 2022 Actuals	FY 2023 Actuals	FY 2024 Actuals	FY 2025 Amended Budget	FY 2026 Budgeted
Misc. Receipts					$35,000
Misc. Reimbursement					$245,205
Other					$200
Charges for Services					$23,130,359
Interest					$120,000
Market Value Change					-
Unallocated Investment Expense					-
Transfers					$5,000,000
Transfers In					-
Total Revenues					**$28,530,764**

Expenditures by Category

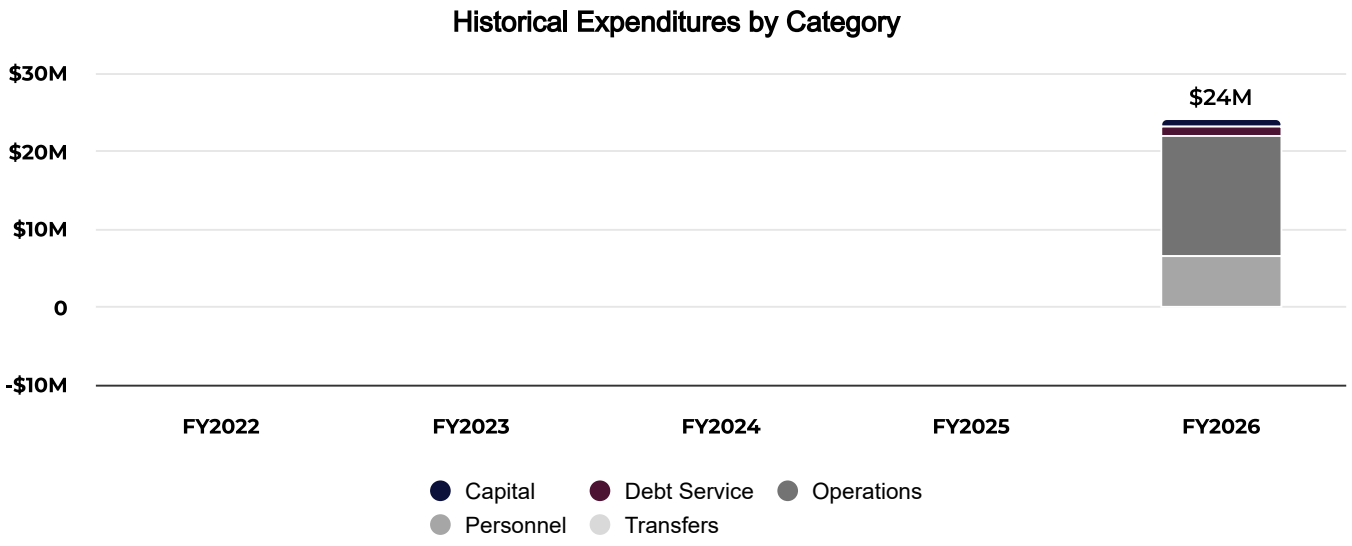

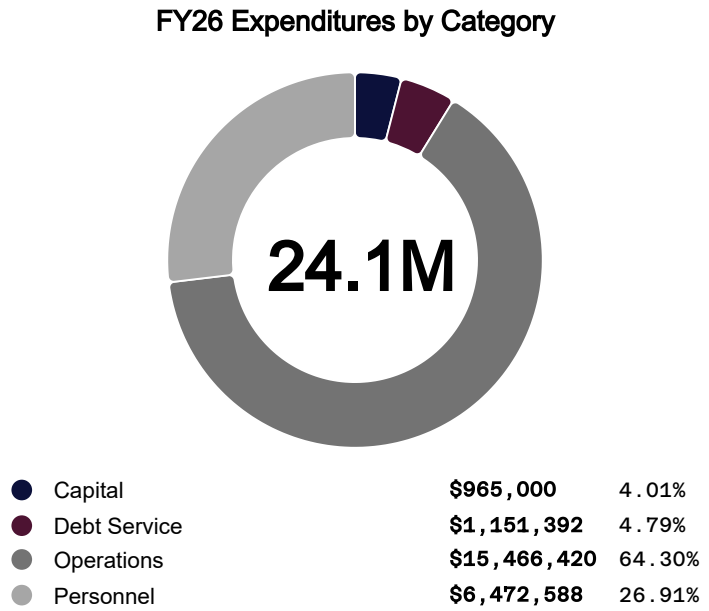

Expenditures by Category

Category	FY 2022 Actuals	FY 2023 Actuals	FY 2024 Actuals	FY 2025 Amended Budget	FY 2026 Budgeted
Personnel					$6,472,588
Operations					$15,466,420
Capital					$965,000
Debt Service					$1,151,392
Transfers					-
Total Expenditures					**$24,055,400**

Commentary

The estimated Fiscal Year 2024-25 deficit is due to one-time expenditures on water capital improvement projects, which may not be fully spent by fiscal year-end and will roll over to Fiscal Year 2025-26. Bond issuance for projects, expected later in Fiscal Year 2025-26, is not included in the current budget. As outlined in the recent rate study, a deficit is anticipated over the next three years until bond proceeds are received and project-related cash flows stabilize by Fiscal Year 2028-29. Revenues include a $5 million interfund loan from the Water Improvement Fund and will be taken to Council for approval during FY26. Personnel costs account for a small portion of a new Financial Analyst ($16,689). Fiscal Year 2025-26 capital includes additional appropriations for two VFD replacements for wells ($125,000 CIP 22034), Advanced Water Meter Infrastructure ($600,000 CIP 24056), and a new project for the 2025 Urban Water Management Plan ($240,000). FY26 Personnel changes include one reclassification of one Wastewater Plant Operator III to Lead Wastewater Treatment Plant Operator.

Fund 690 - Water Improvement

Water Funds: The Water Fee Improvement and Public Facilities Implementation Plan – Water funds account for the capital improvements necessary to maintain and expand the system, including water main construction and rehabilitation and well construction and rehabilitation. These activities are funded through fees imposed on new development.

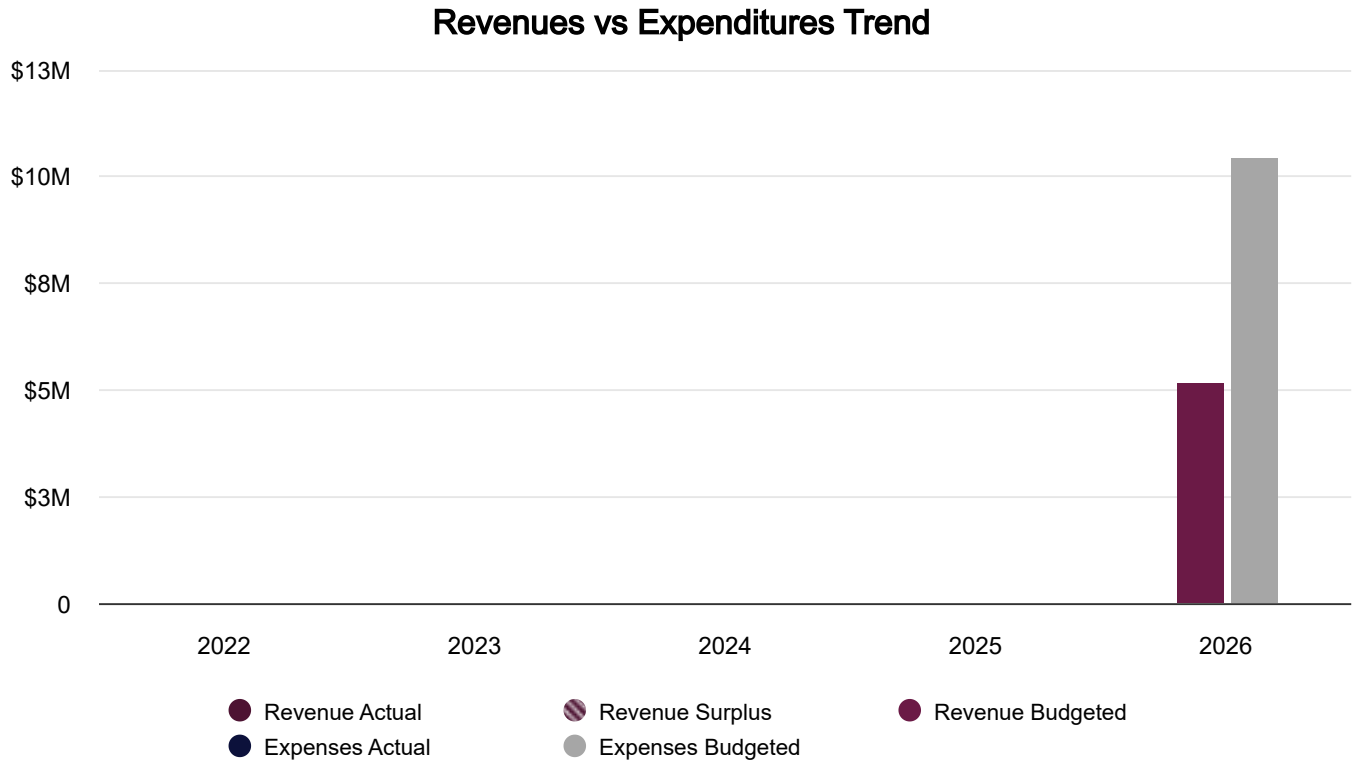

Comprehensive Fund Summary

Category	FY 2022 Actuals	FY 2023 Actuals	FY 2024 Actuals	FY 2025 Amended Budget	FY 2026 Budgeted
Beginning Fund Balance					**$26,704,700**
Revenues					
Charges for Services					$4,980,000
Investment Earnings					$175,000
Total Revenues					**$5,155,000**
Expenditures					
Professional Services					$1,892,762
Supplies					$853,991
Transfers Out					$5,000,000
Administrative Expenses					$57,146
Capital Improvement					$1,000,000
Debt Service					$1,642,608
Total Expenditures					**$10,446,507**
Total Revenues Less Expenditures					**-$5,291,507**

Category	FY 2022 Actuals	FY 2023 Actuals	FY 2024 Actuals	FY 2025 Amended Budget	FY 2026 Budgeted
Ending Fund Balance					$21,413,193

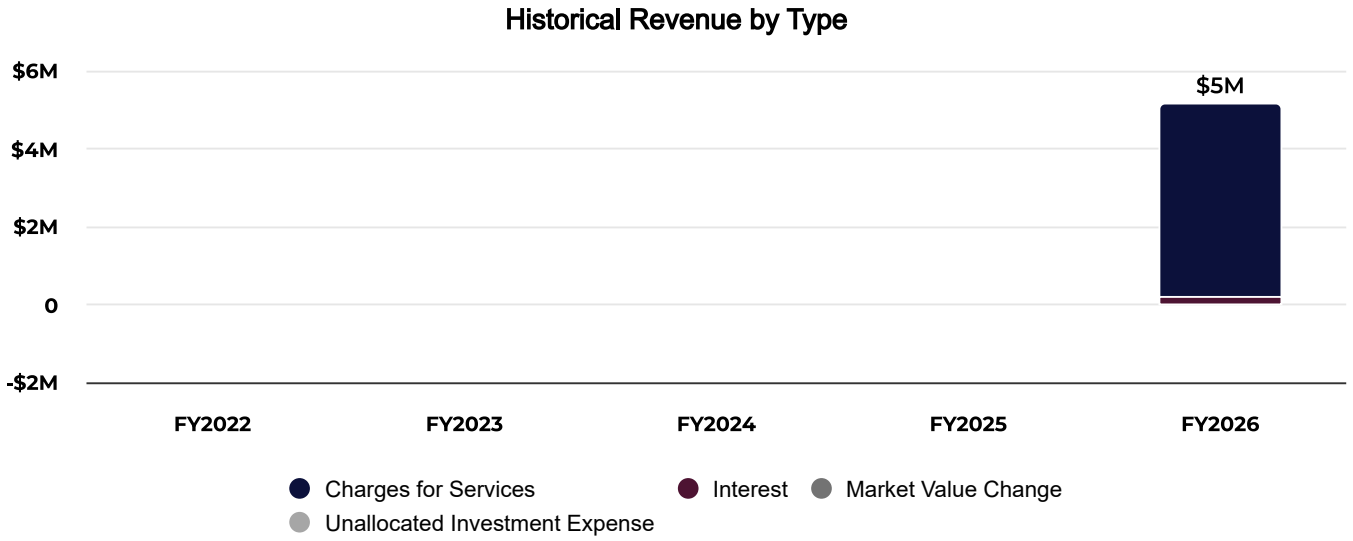

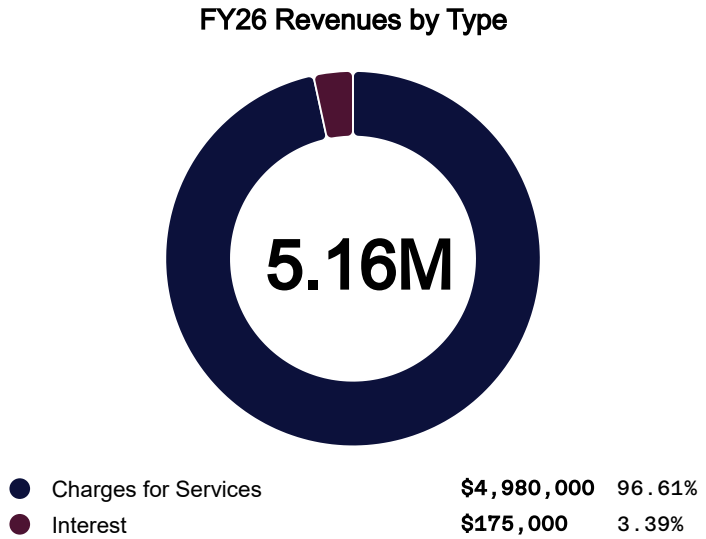

Revenues by Type

Category	FY 2022 Actuals	FY 2023 Actuals	FY 2024 Actuals	FY 2025 Amended Budget	FY 2026 Budgeted
Charges for Services					$4,980,000
Interest					$175,000
Market Value Change					-
Unallocated Investment Expense					-
Total Revenues					**$5,155,000**

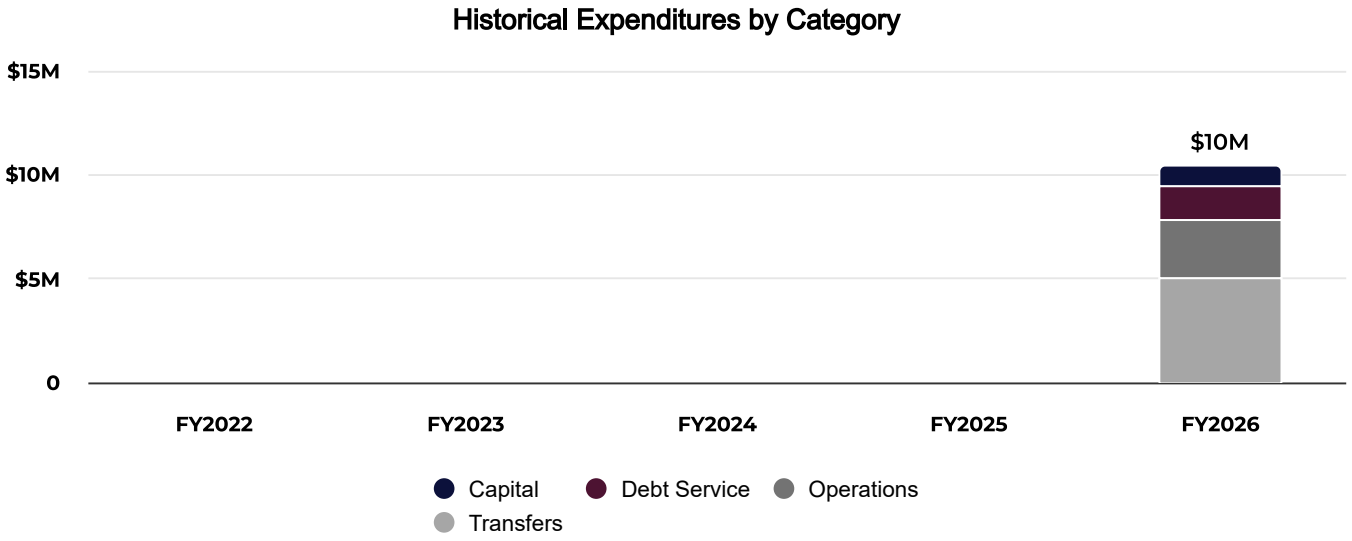

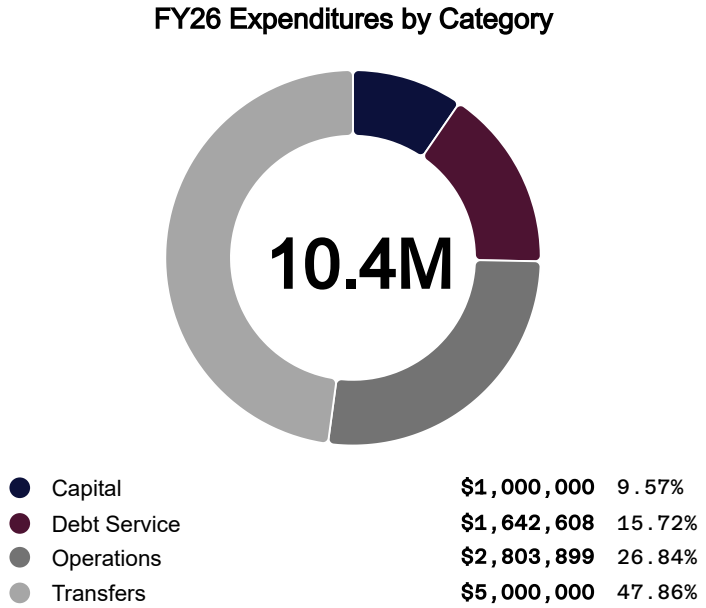

Expenditures by Category

Category	FY 2022 Actuals	FY 2023 Actuals	FY 2024 Actuals	FY 2025 Amended Budget	FY 2026 Budgeted
Operations					$2,803,899
Capital					$1,000,000
Debt Service					$1,642,608
Transfers					$5,000,000
Total Expenditures					**$10,446,507**

Commentary

The budget includes a one-time $5 million transfer to Fund 680 (Water O&M), as outlined in the new water rate study, along with a $1 million appropriation for the Nile Garden Well 30 Construction project (CIP 21034).

Fund 700 - PFIP Water

Water Funds: The Water Fee Improvement and Public Facilities Implementation Plan Water funds accounts to pay for pipelines, wells, and test wells associated with new construction.

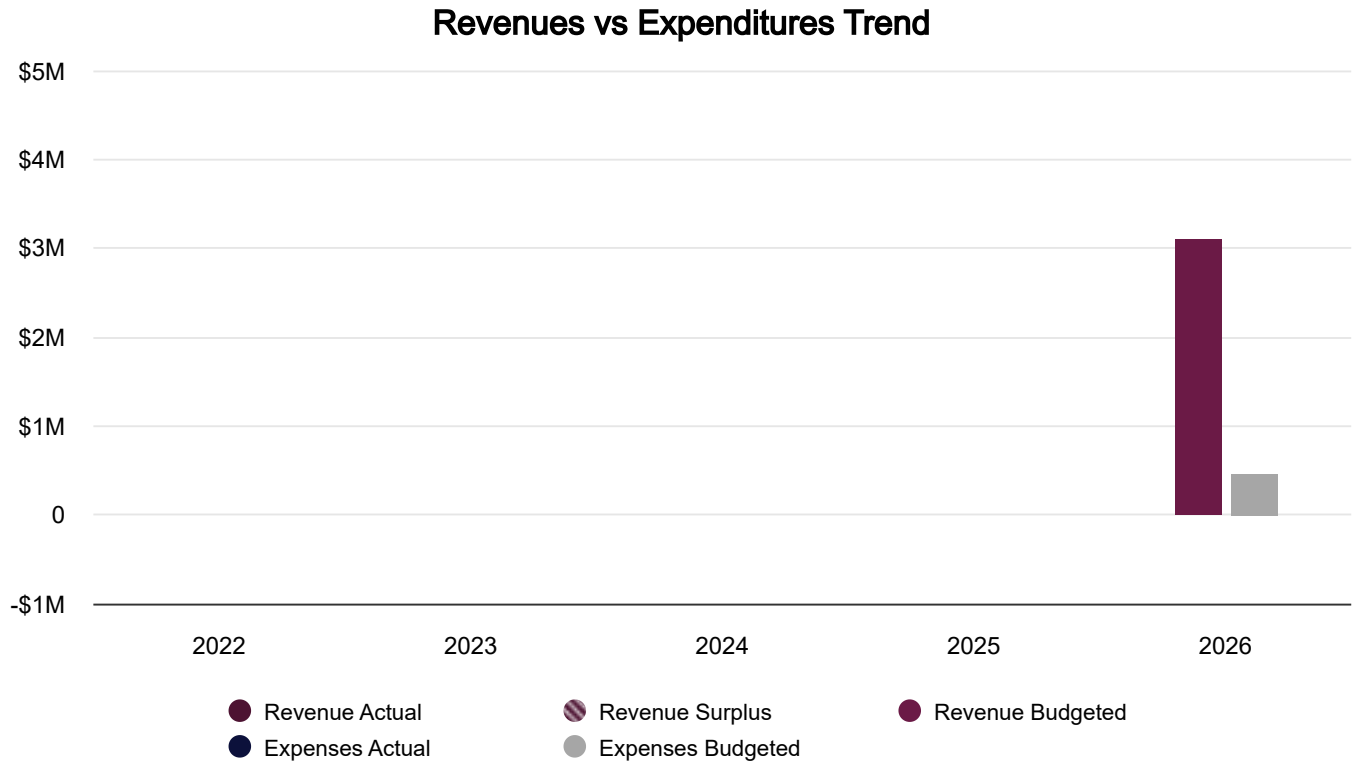

Comprehensive Fund Summary

Category	FY 2022 Actuals	FY 2023 Actuals	FY 2024 Actuals	FY 2025 Amended Budget	FY 2026 Budgeted
Beginning Fund Balance					**$25,645,530**
Revenues					
Charges for Services					$3,000,000
Investment Earnings					$100,000
Transfers					-
Total Revenues					**$3,100,000**
Expenditures					
Professional Services					$215,338
Administrative Expenses					$35,334
Personnel Services					$8,344
Debt Service					-
PFIP Credit Reimbursement					$200,000
Total Expenditures					**$459,016**
Total Revenues Less Expenditures					**$2,640,984**
Ending Fund Balance					**$28,286,514**

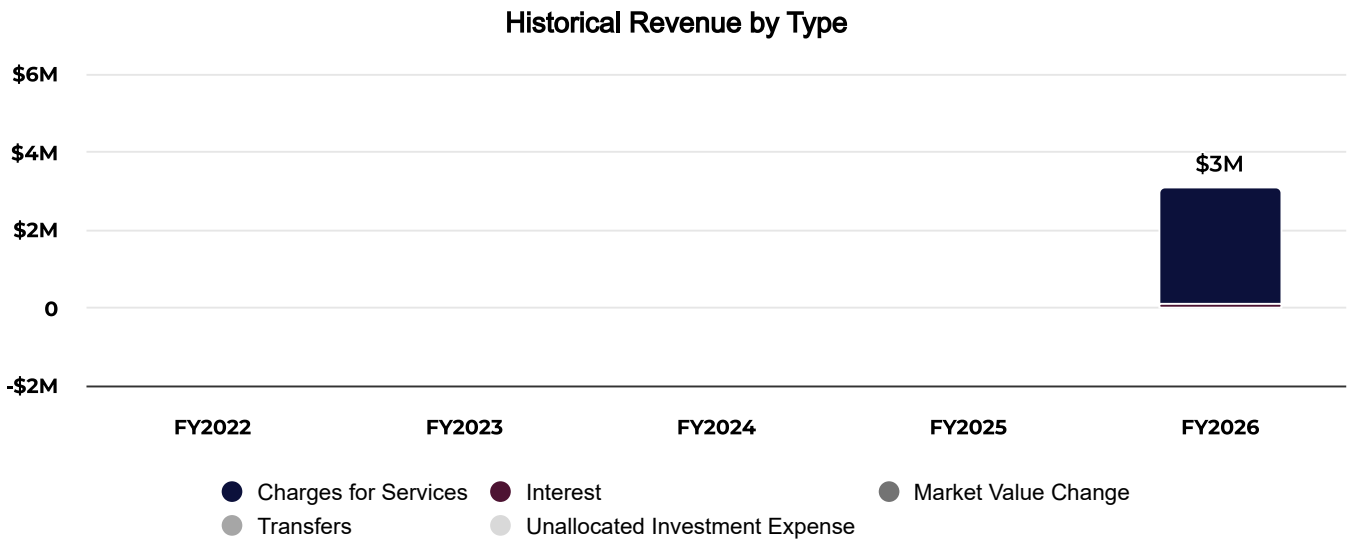

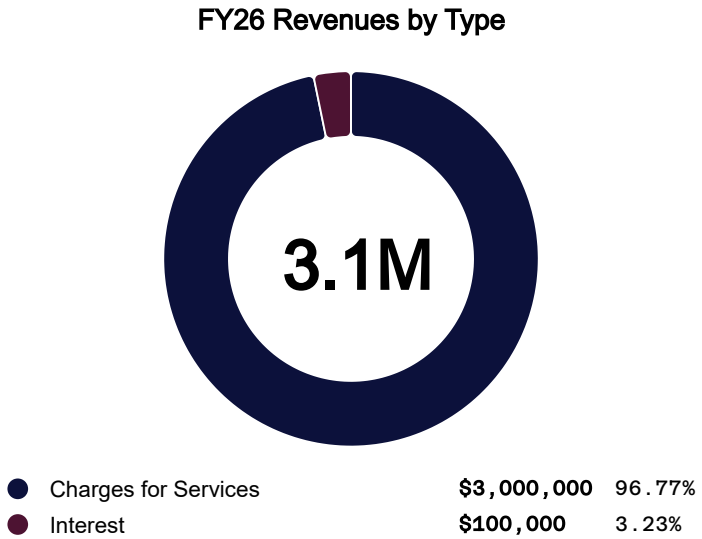

Revenues by Type

Category	FY 2022 Actuals	FY 2023 Actuals	FY 2024 Actuals	FY 2025 Amended Budget	FY 2026 Budgeted
Charges for Services					$3,000,000
Interest					$100,000
Market Value Change					-
Unallocated Investment Expense					-
Transfers					-
Total Revenues					**$3,100,000**

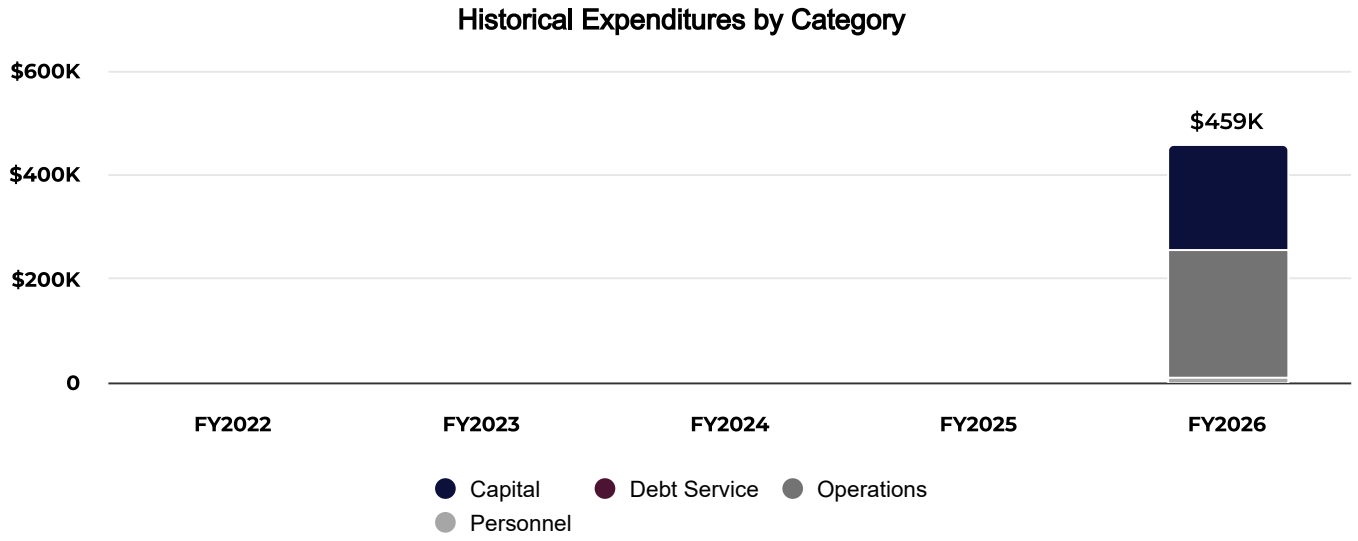

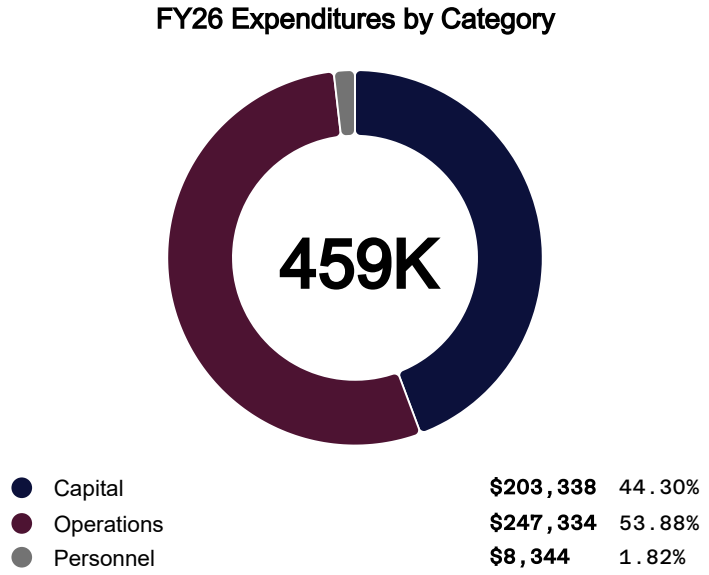

Expenditures by Category

Category	FY 2022 Actuals	FY 2023 Actuals	FY 2024 Actuals	FY 2025 Amended Budget	FY 2026 Budgeted
Personnel					$8,344
Operations					$247,334
Capital					$203,338
Debt Service					-
Total Expenditures					**$459,016**

Commentary

Included in personnel costs is $8,344 for a portion of a new Financial Analyst position. It also allocates $203,338 in capital funding for the 2025 PFIP Sewer, Water, Storm Drain & Transportation Update (CIP 19005). A portion of the projected available fund balance will be used to meet obligations related to previously accepted infrastructure and interfund loan repayments. Staff are assessing options for the remaining funds, guided by an upcoming PFIP update.

Fund 810 - Engineering

Engineering Fund: Established to oversee planning, design, and construction of new capital projects.

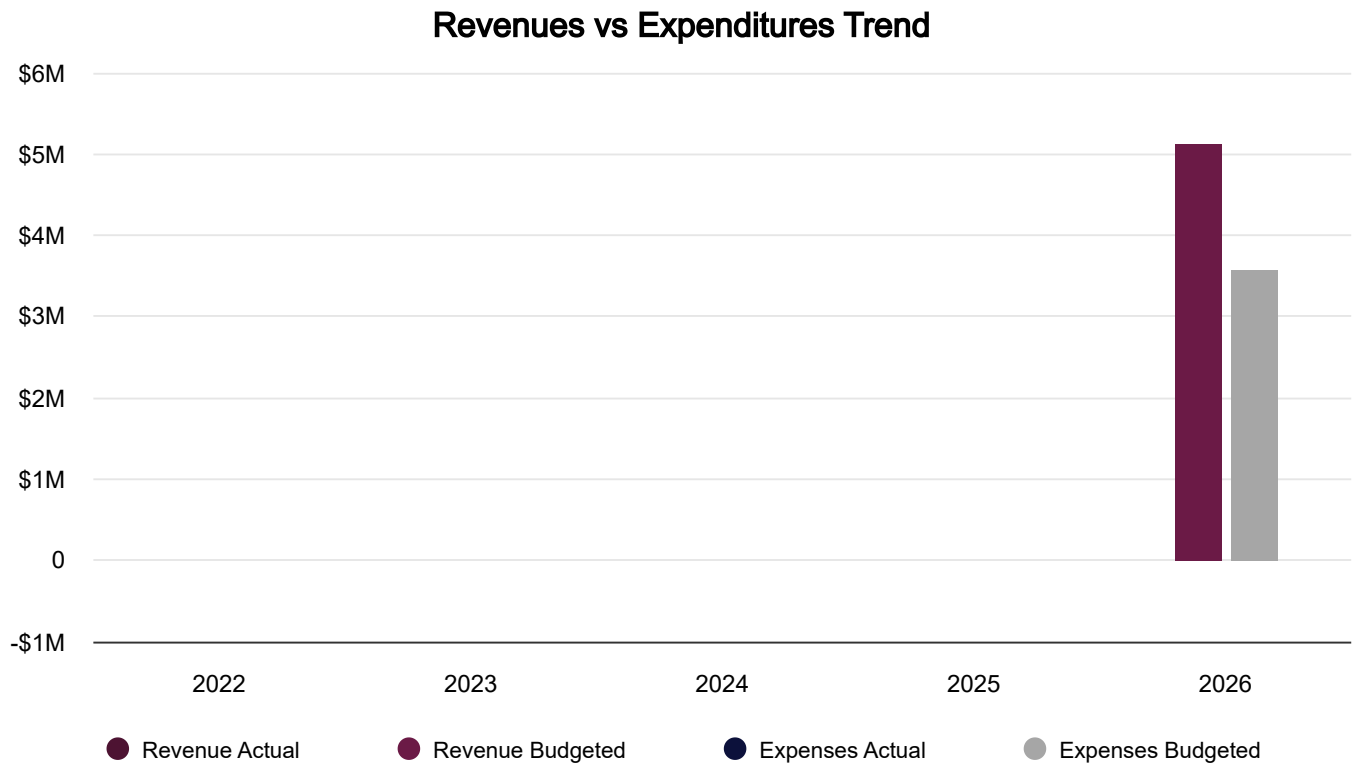

Comprehensive Fund Summary

Category	FY 2022 Actuals	FY 2023 Actuals	FY 2024 Actuals	FY 2025 Amended Budget	FY 2026 Budgeted
Beginning Fund Balance					**$2,824,700**
Revenues					
Intergovernmental					$70,000
Charges for Services					$4,990,000
Investment Earnings					-
Other Revenues					$63,000
Total Revenues					**$5,123,000**
Expenditures					
Benefits					$640,614
Professional Services					$516,500
Supplies					$379,976
Utilities					$36,000
Dues & Subscriptions					$11,580
Repairs & Maintenance					$17,000
Claims & Insurance					$88,227
Administrative Expenses					$155,301
Capital Outlay					$292,003

Category	FY 2022 Actuals	FY 2023 Actuals	FY 2024 Actuals	FY 2025 Amended Budget	FY 2026 Budgeted
Salaries					$1,401,163
Maintenance Agreements & Licenses					-
Personnel Services					$34,548
Total Expenditures					**$3,572,912**
Total Revenues Less Expenditures					**$1,550,088**
Ending Fund Balance					**$4,374,788**

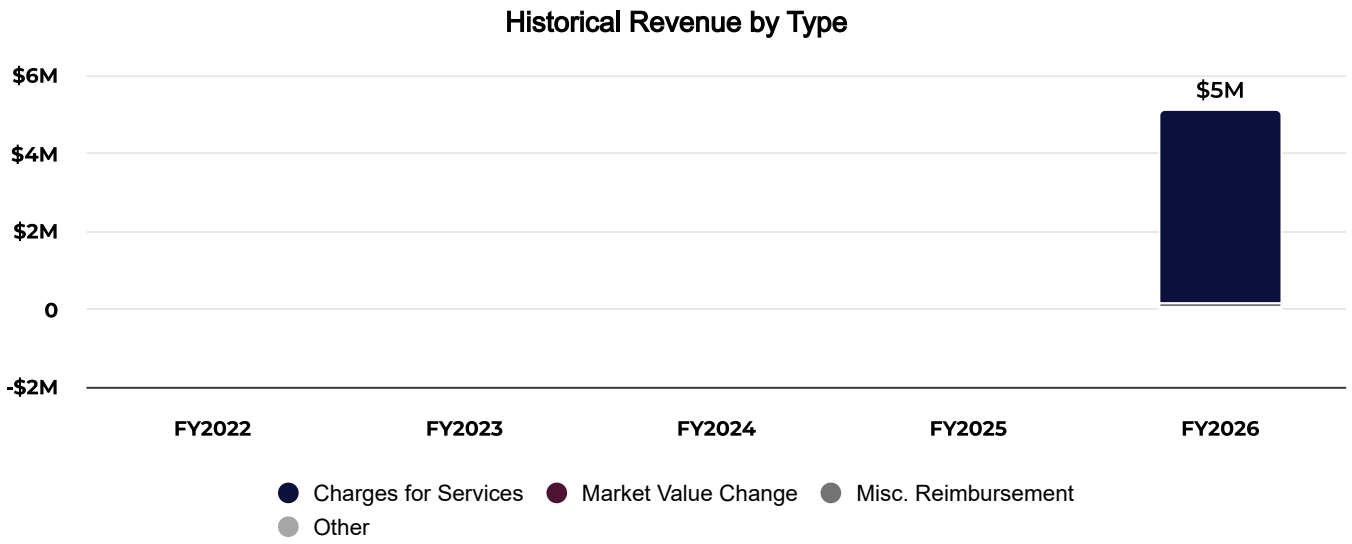

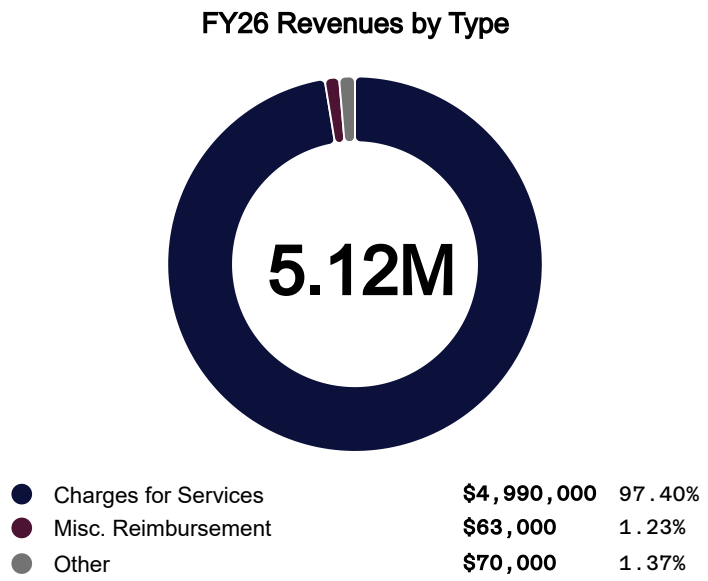

Revenues by Type

Category	FY 2022 Actuals	FY 2023 Actuals	FY 2024 Actuals	FY 2025 Amended Budget	FY 2026 Budgeted
Misc. Reimbursement					$63,000
Other					$70,000
Charges for Services					$4,990,000
Market Value Change					-

Category	FY 2022 Actuals	FY 2023 Actuals	FY 2024 Actuals	FY 2025 Amended Budget	FY 2026 Budgeted
Total Revenues					**$5,123,000**

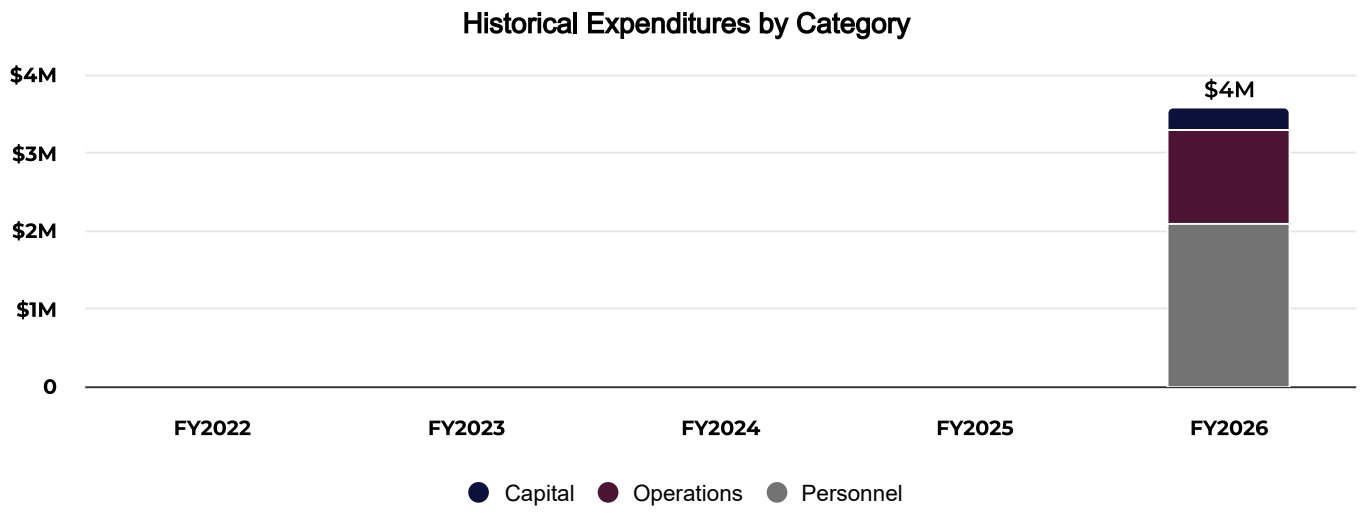

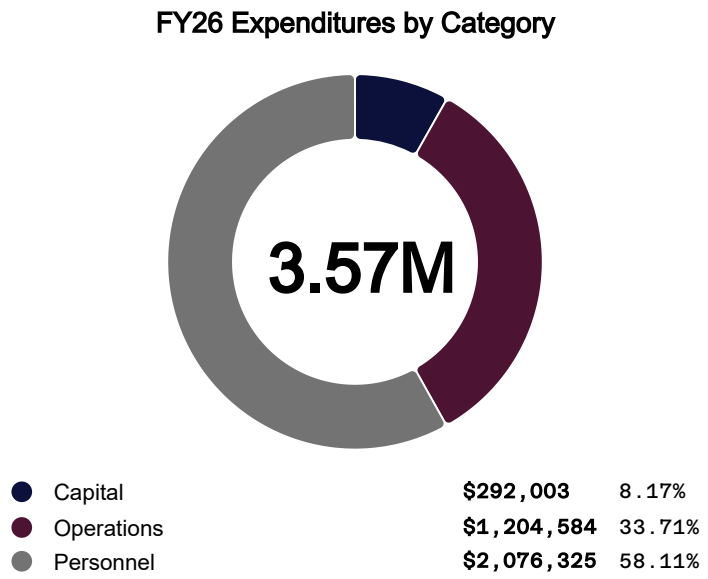

Expenditures by Category

Category	FY 2022 Actuals	FY 2023 Actuals	FY 2024 Actuals	FY 2025 Amended Budget	FY 2026 Budgeted
Personnel					$2,076,325
Operations					$1,204,584
Capital					$292,003
Total Expenditures					**$3,572,912**

Commentary

Operating expenses are projected to be significantly under budget in Fiscal Year 2024-25 due to vacancy savings. In Fiscal Year 2025-26 the $292,003 in capital includes additional funding for citywide secure card key access ($32,003 CIP 22004), expansion of the engineering department ($220,000), and replacement of engineering survey equipment ($40,000). FY26 includes one personnel change one new Associate Civil Engineer and removing one Engineering Technician.

Fund 820 - Vehicles

Vehicle Fund: Originally established to account for the acquisition of new or replacement vehicles for General Fund and non-Enterprise Fund fleet purchases. This fund is transitioning to also account for the maintenance and repair of those vehicles and the management of the City's fleet. These activities are funded by the user departments (funds) through the payment of a "vehicle/fleet fee" to the Vehicle Fund.

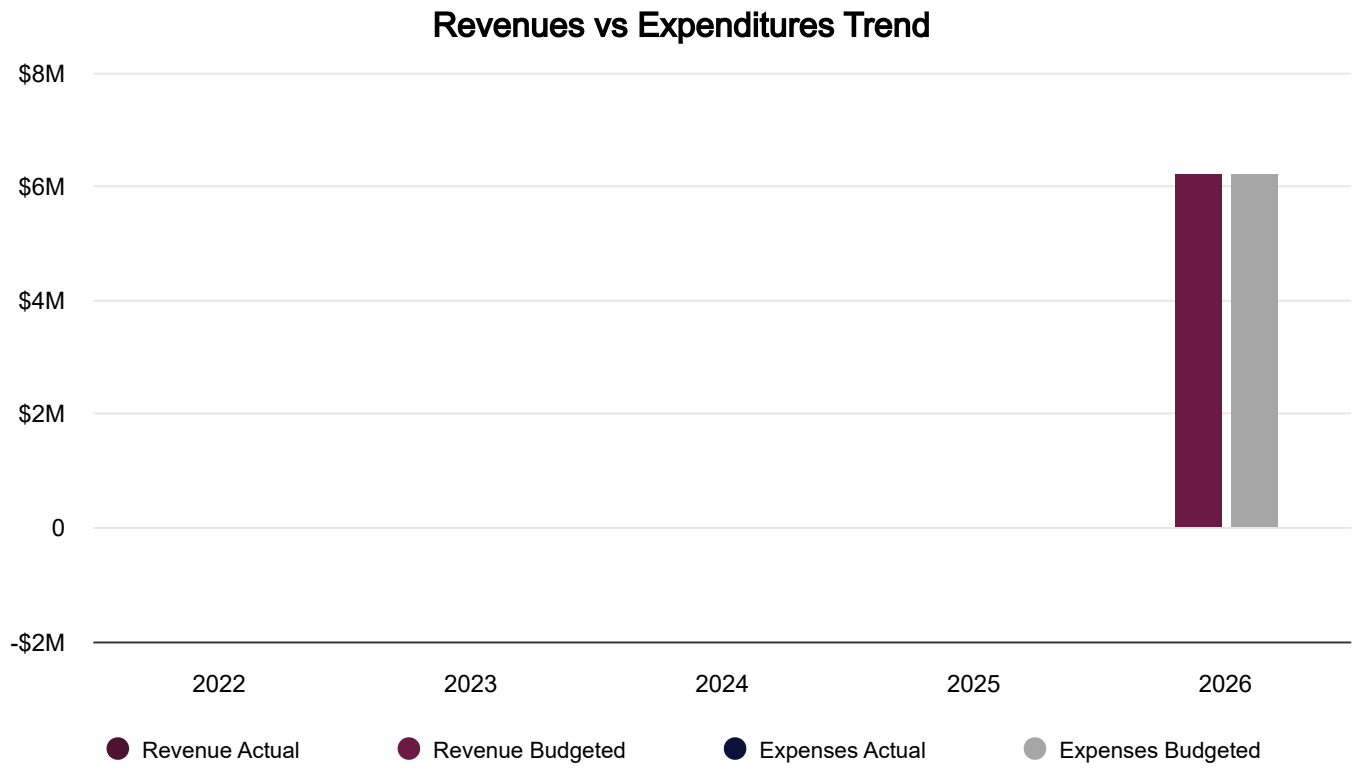

Comprehensive Fund Summary

Category	FY 2022 Actuals	FY 2023 Actuals	FY 2024 Actuals	FY 2025 Amended Budget	FY 2026 Budgeted
Beginning Fund Balance					**-$1,349,328**
Revenues					
Intergovernmental					-
Investment Earnings					$2,500
Other Revenues					$6,215,084
Total Revenues					**$6,217,584**
Expenditures					
Benefits					$510,164
Utilities					$5,000
Repairs & Maintenance					$1,332,000
Claims & Insurance					$197,494
Administrative Expenses					$121,416
Capital Outlay					$3,218,527
Other Adjustments					-

Category	FY 2022 Actuals	FY 2023 Actuals	FY 2024 Actuals	FY 2025 Amended Budget	FY 2026 Budgeted
Salaries					$687,905
Personnel Services					$132,579
Depreciation					-
Total Expenditures					**$6,205,085**
Total Revenues Less Expenditures					**$12,499**
Ending Fund Balance					**-$1,336,829**

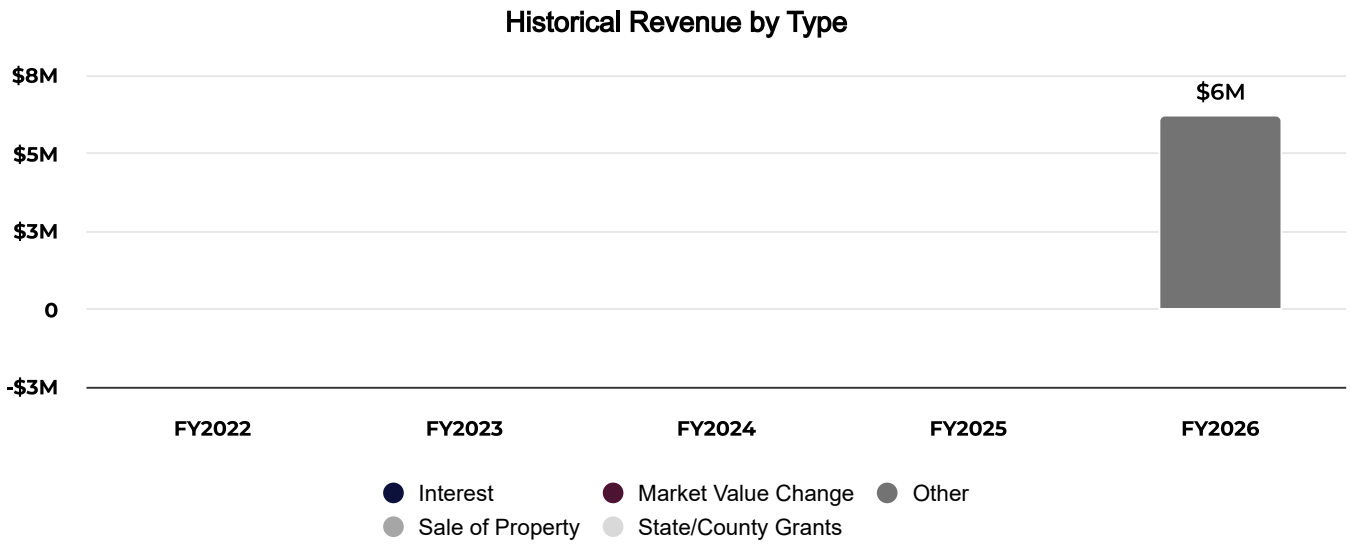

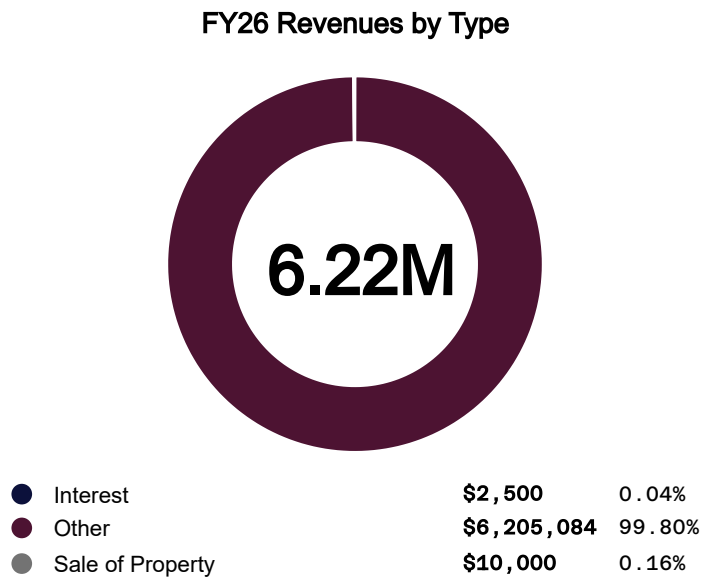

Revenues by Type

Category	FY 2022 Actuals	FY 2023 Actuals	FY 2024 Actuals	FY 2025 Amended Budget	FY 2026 Budgeted
State/County Grants					-
Sale of Property					$10,000
Other					$6,205,084
Interest					$2,500

Category	FY 2022 Actuals	FY 2023 Actuals	FY 2024 Actuals	FY 2025 Amended Budget	FY 2026 Budgeted
Market Value Change					-
Total Revenues					**$6,217,584**

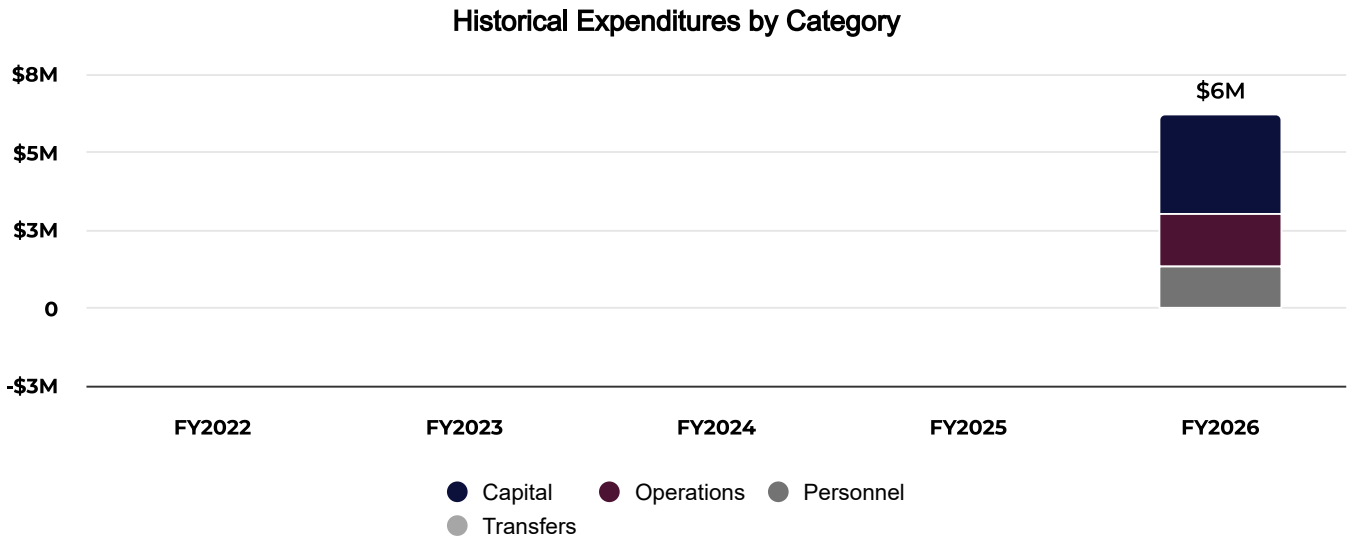

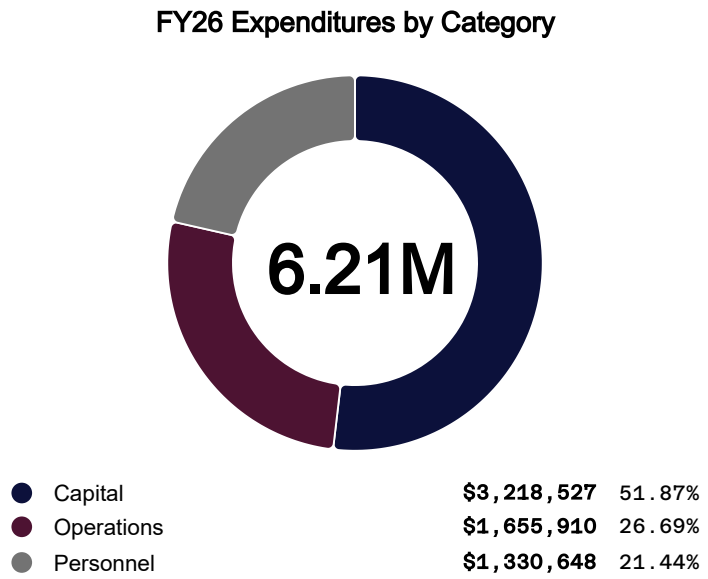

Expenditures by Category

Category	FY 2022 Actuals	FY 2023 Actuals	FY 2024 Actuals	FY 2025 Amended Budget	FY 2026 Budgeted
Personnel					$1,330,648
Operations					$1,655,910
Capital					$3,218,527
Transfers					-
Total Expenditures					**$6,205,085**

Commentary

The Internal Service Fund (ISF) plan, initially intended for Fiscal Year 2024-25, was delayed but is now targeted for implementation in Fiscal Year 2025-26 to ensure sufficient revenue and eliminate the negative fund balance. Personnel changes include a new position for fleet maintenance support. The proposed $3.2 million in capital will fund vehicle replacements across Parks, Facilities, Solid Waste, Water, and Wastewater divisions.

Fund 830 - Information Technology

Information Technology Fund: Established to account for the acquisition, maintenance, and replacement of information technology equipment and software. This fund also accounts for all personnel expenditures related to information technology and applications. These activities are funded by the user departments (funds) through the payment of a “technology fee” to the Information Technology Fund.

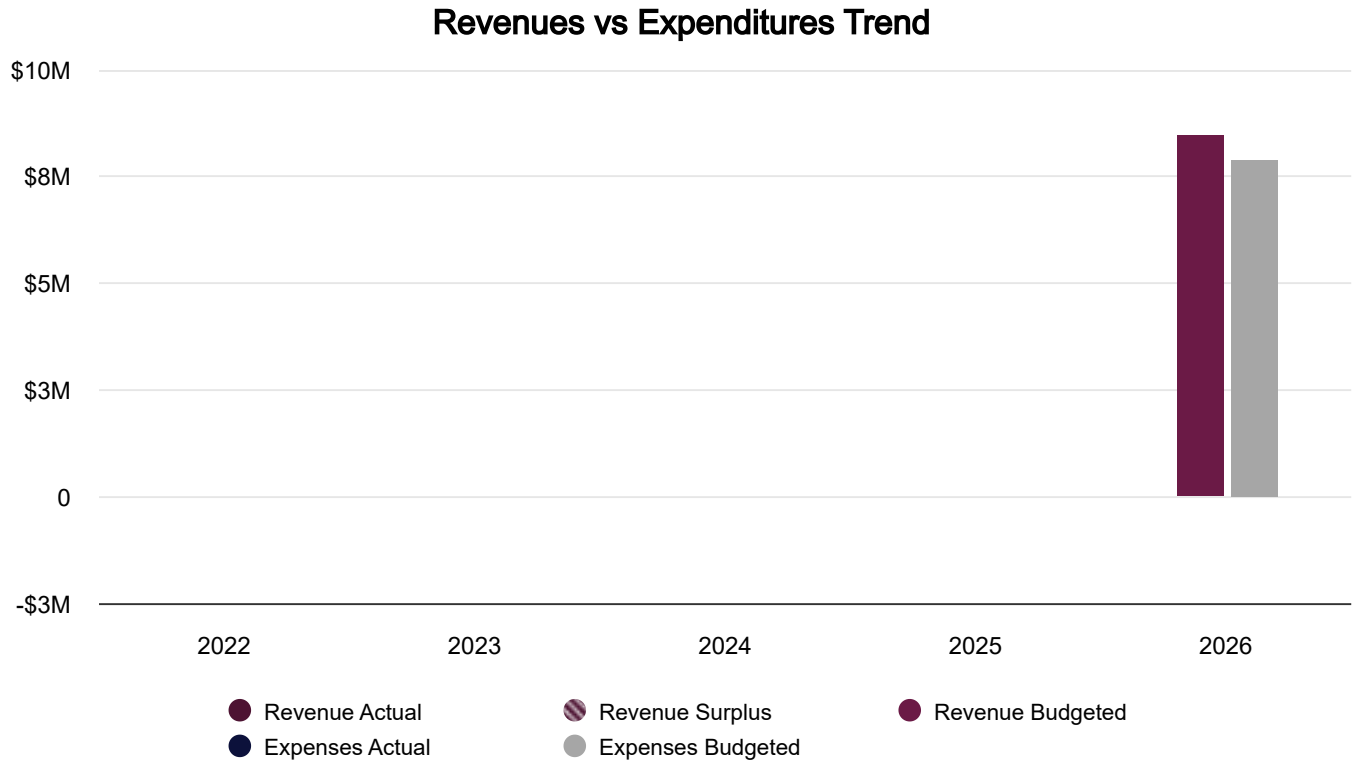

Comprehensive Fund Summary

Category	FY 2022 Actuals	FY 2023 Actuals	FY 2024 Actuals	FY 2025 Amended Budget	FY 2026 Budgeted
Beginning Fund Balance					**$769,339**
Revenues					
Investment Earnings					-
Other Revenues					$8,463,616
Total Revenues					**$8,463,616**
Expenditures					
Benefits					$733,632
Professional Services					$220,500
Supplies					$655,950
Debt Services					-
Other Financing Uses					-
Utilities					$995,600
Dues & Subscriptions					$3,150
Claims & Insurance					$99,813
Administrative Expenses					$512,879

Category	FY 2022 Actuals	FY 2023 Actuals	FY 2024 Actuals	FY 2025 Amended Budget	FY 2026 Budgeted
Capital Outlay					$1,000,000
Capital Improvement					-
Other Adjustments					-
Salaries					$1,453,196
Legal Services					$1,000
Maintenance Agreements & Licenses					$2,232,550
Depreciation					-
Total Expenditures					**$7,908,270**
Total Revenues Less Expenditures					**$555,346**
Ending Fund Balance					**$1,324,685**

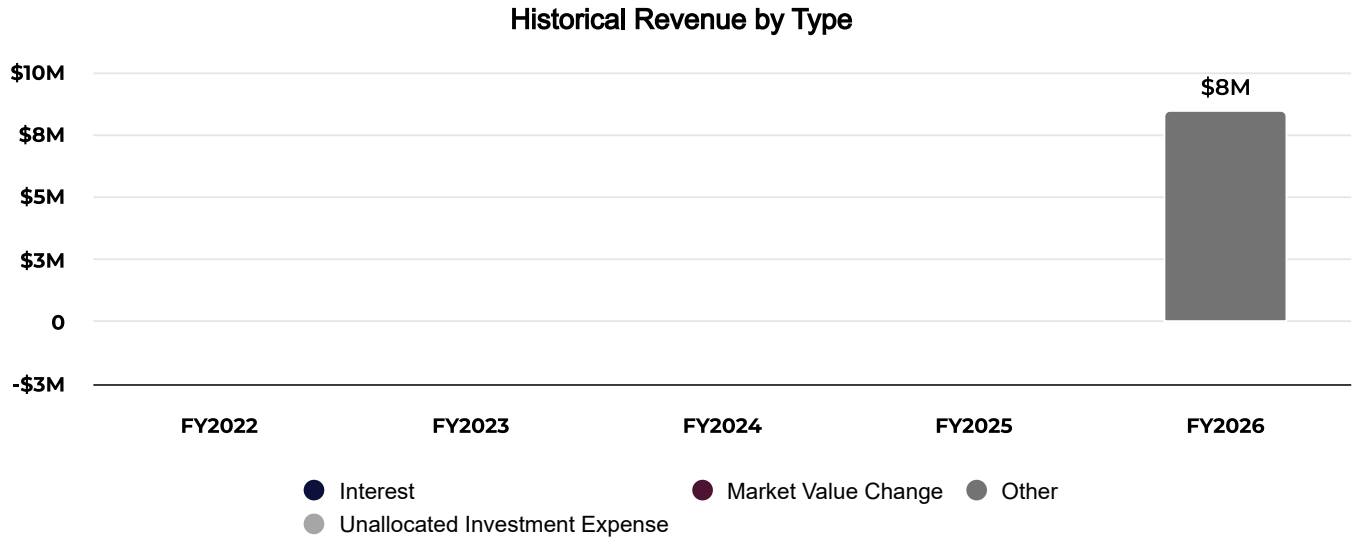

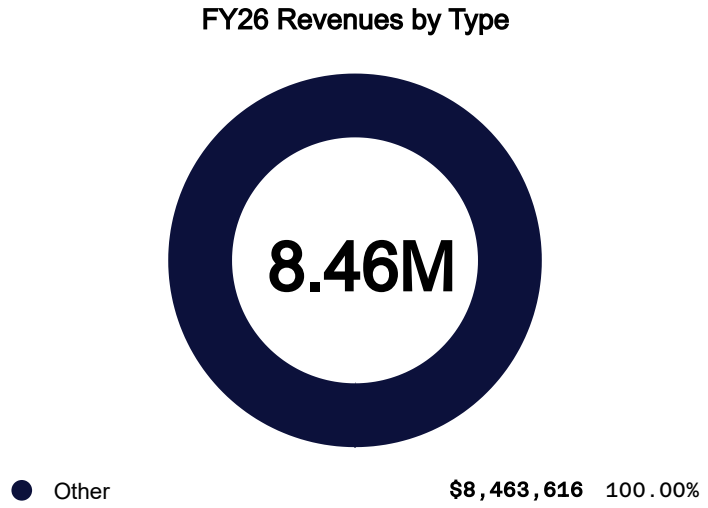

Revenues by Type

Category	FY 2022 Actuals	FY 2023 Actuals	FY 2024 Actuals	FY 2025 Amended Budget	FY 2026 Budgeted
Other					$8,463,616
Interest					-

Category	FY 2022 Actuals	FY 2023 Actuals	FY 2024 Actuals	FY 2025 Amended Budget	FY 2026 Budgeted
Market Value Change					-
Unallocated Investment Expense					-
Total Revenues					**$8,463,616**

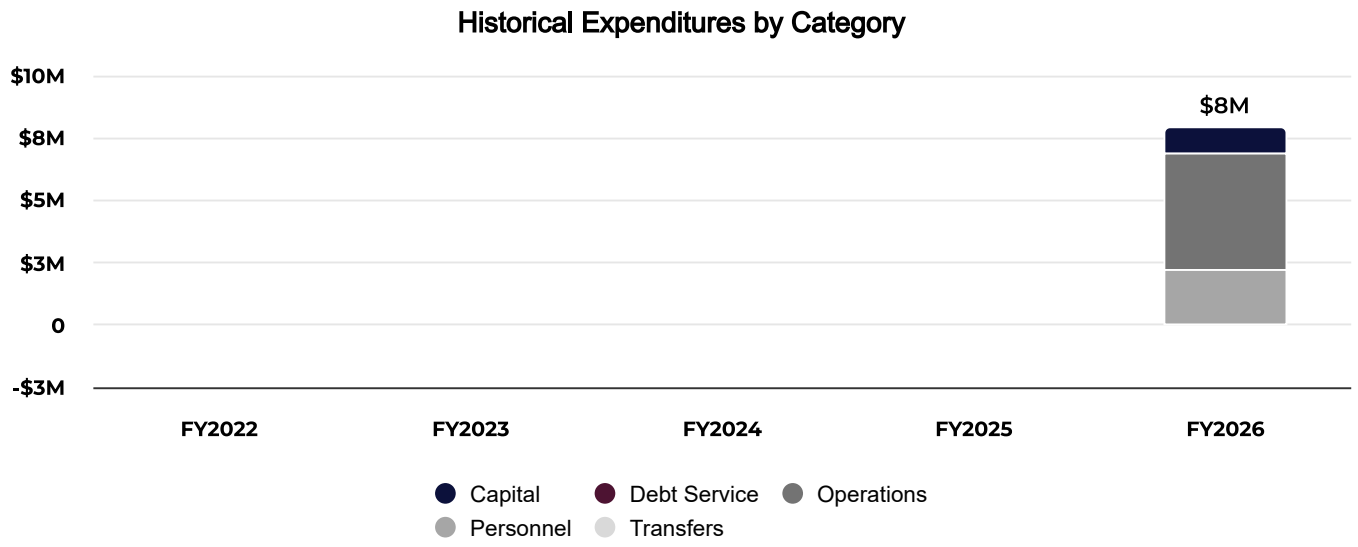

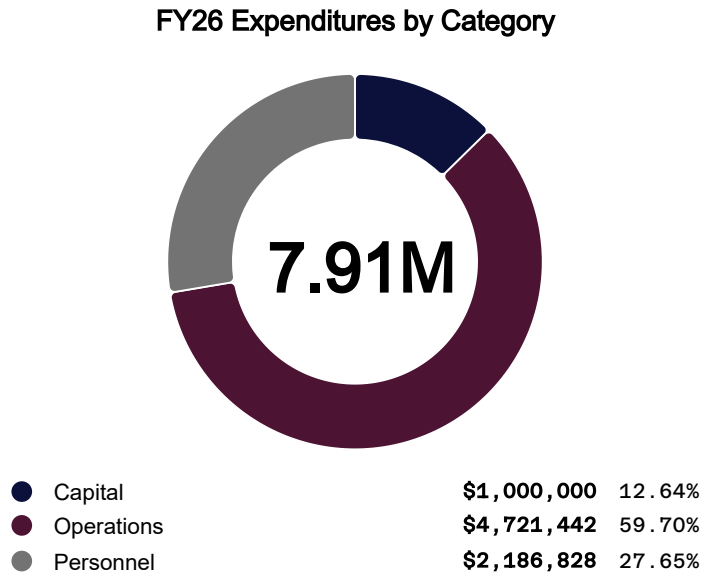

Expenditures by Category

Category	FY 2022 Actuals	FY 2023 Actuals	FY 2024 Actuals	FY 2025 Amended Budget	FY 2026 Budgeted
Personnel					$2,186,828
Operations					$4,721,442
Capital					$1,000,000
Debt Service					-
Transfers					-
Total Expenditures					**$7,908,270**

Commentary

A comprehensive Internal Service Fund (ISF) plan is expected in Fiscal Year 2026-27 to ensure fair cost allocation across departments. In Fiscal Year 2025-26 the $1 million in capital includes: $300,000 for Card Key Access (CIP 22004), $100,000 for an IT Strategic Plan (CIP 22003), $30,000 for Network Switches (CIP 24011), and funding for new projects such as Fire Analog-to-IT Converters ($25,000), a GIS Plotter ($25,000), battery backup replacements ($20,000), and off-site disaster recovery services ($500,000).

Fund 840 - Equipment

Equipment Fund: Established to account for the acquisition of new or replacement of minor capital equipment. These activities are funded by the user departments (funds) through the payment of an “equipment fee” to the Equipment Fund.

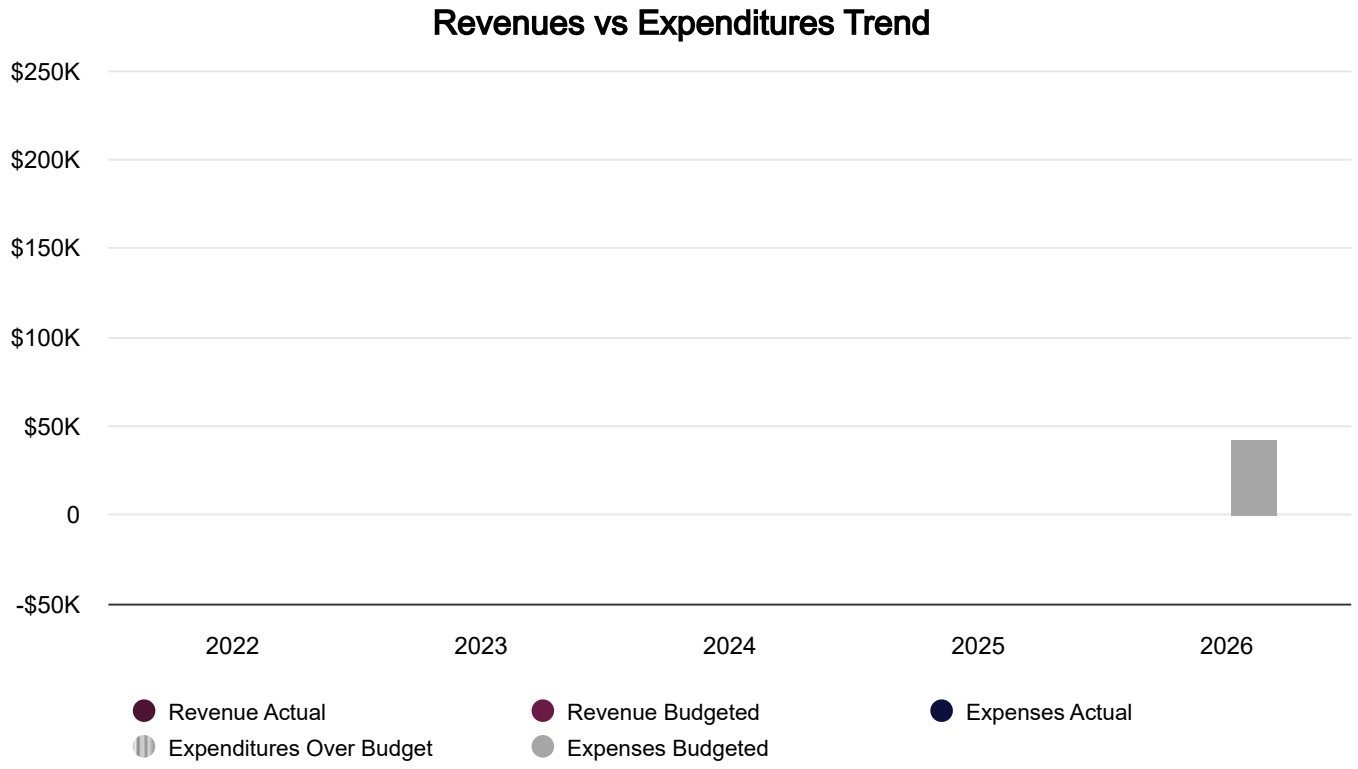

Comprehensive Fund Summary

Category	FY 2022 Actuals	FY 2023 Actuals	FY 2024 Actuals	FY 2025 Amended Budget	FY 2026 Budgeted
Beginning Fund Balance					-$229,394
Revenues					
Investment Earnings					-
Total Revenues					-
Expenditures					
Supplies					$40,000
Repairs & Maintenance					$2,000
Capital Outlay					-
Depreciation					-
Total Expenditures					$42,000
Total Revenues Less Expenditures					-$42,000
Ending Fund Balance					-$271,394

Historical Revenue by Type

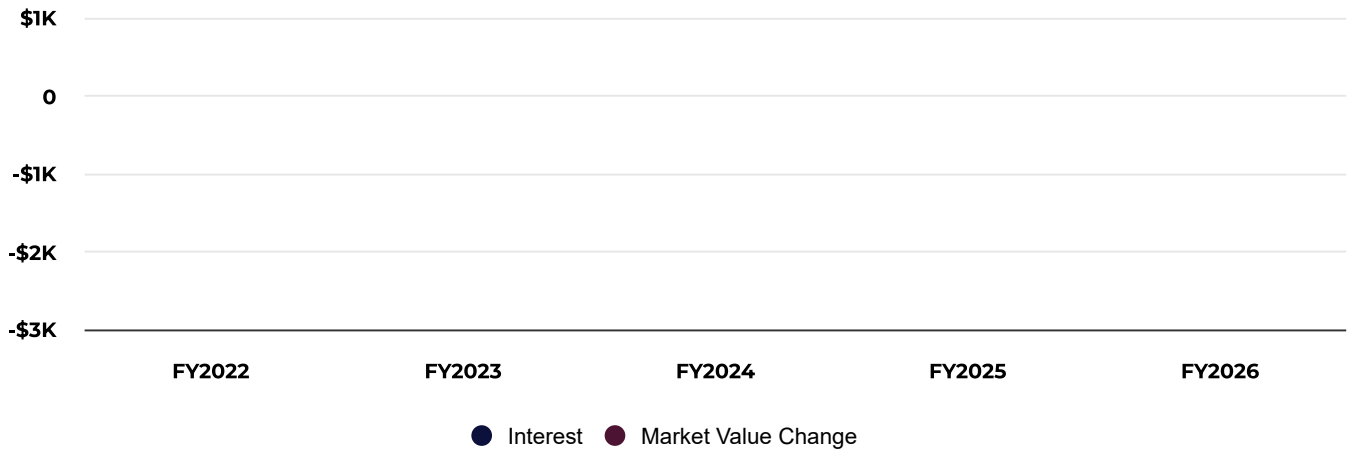

Revenues by Type

Category	FY 2022 Actuals	FY 2023 Actuals	FY 2024 Actuals	FY 2025 Amended Budget	FY 2026 Budgeted
Interest					-
Market Value Change					-
Total Revenues					**-**

Historical Expenditures by Category

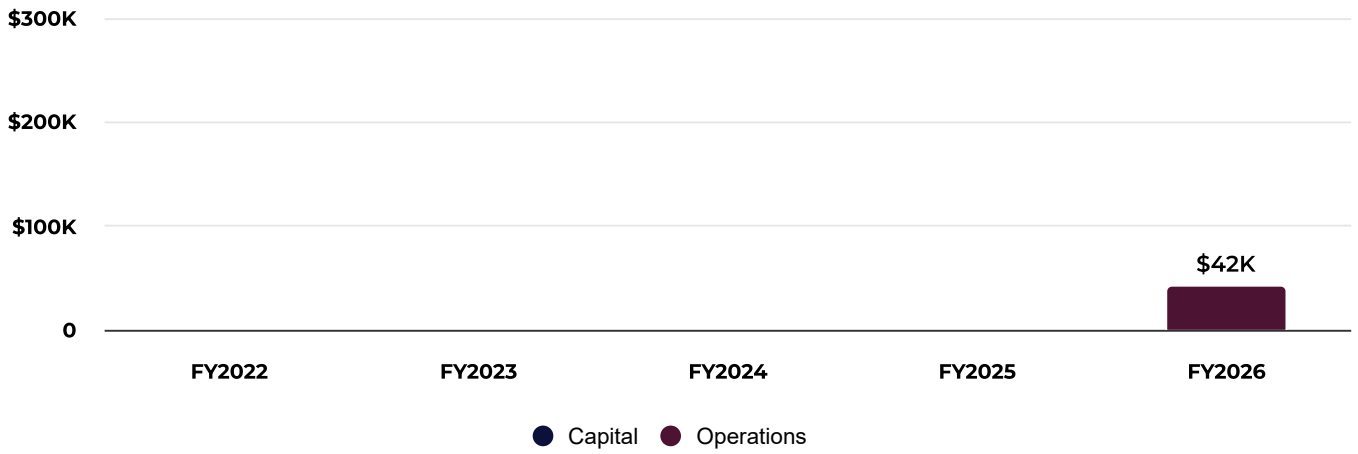

FY26 Expenditures by Category

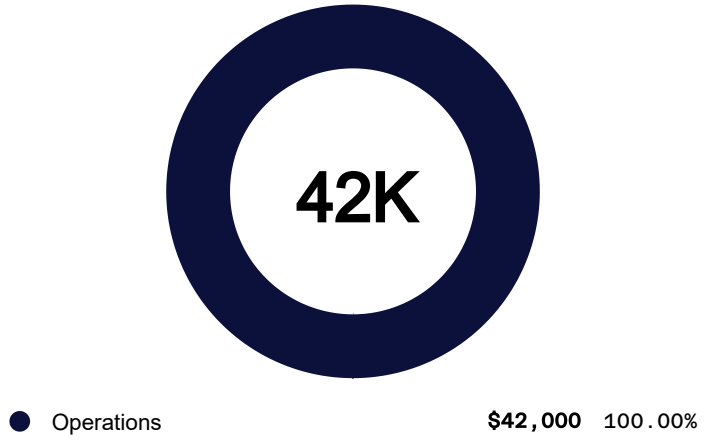

Expenditures by Category

Category	FY 2022 Actuals	FY 2023 Actuals	FY 2024 Actuals	FY 2025 Amended Budget	FY 2026 Budgeted
Operations					$42,000
Capital					-
Total Expenditures					**$42,000**

Commentary

A comprehensive Internal Service Fund (ISF) plan is anticipated in Fiscal Year 2026-27, aiming to eliminate the negative fund balance. In Fiscal Year 2025-26 the reduction in operating costs is due to reallocating copier supply expenses directly to departments and aligning with past actual spending.

Fund 860 - Self Insurance / Risk Management

Self-insurance / Risk Management Fund: Established to account for the City's workers' compensation and liability insurance programs. These activities are funded by the user departments (funds) through the payment of "insurance premiums" to the Self-insurance Funds.

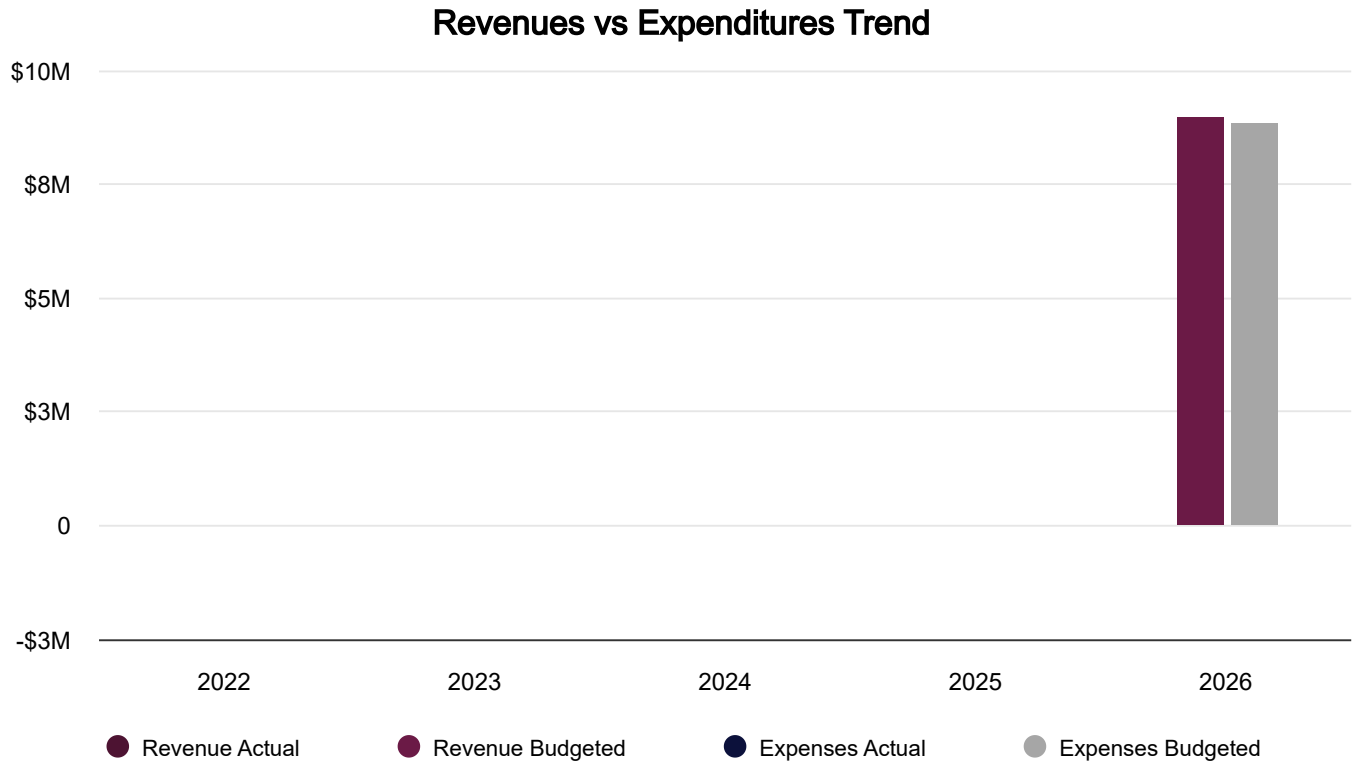

Comprehensive Fund Summary

Category	FY 2022 Actuals	FY 2023 Actuals	FY 2024 Actuals	FY 2025 Amended Budget	FY 2026 Budgeted
Beginning Fund Balance					**$1,571,468**
Revenues					
Investment Earnings					$15,000
Other Revenues					$8,958,008
Total Revenues					**$8,973,008**
Expenditures					
Benefits					$193,016
Professional Services					$228,783
Supplies					$231,822
Transfers Out					-
Utilities					$9,900
Dues & Subscriptions					$42,000
Repairs & Maintenance					$5,000
Claims & Insurance					$7,784,186
Administrative Expenses					$13,798
Capital Outlay					-

Category	FY 2022 Actuals	FY 2023 Actuals	FY 2024 Actuals	FY 2025 Amended Budget	FY 2026 Budgeted
Salaries					$316,774
Legal Services					$10,000
Personnel Services					-
Total Expenditures					**$8,835,279**
Total Revenues Less Expenditures					**$137,729**
Ending Fund Balance					**$1,709,197**

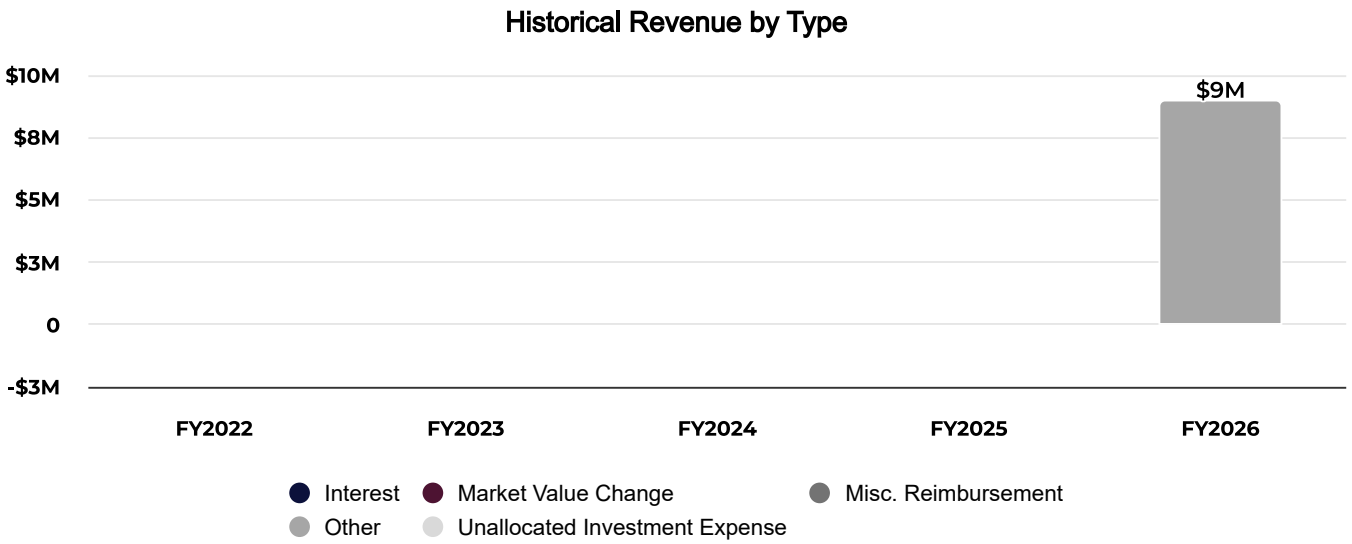

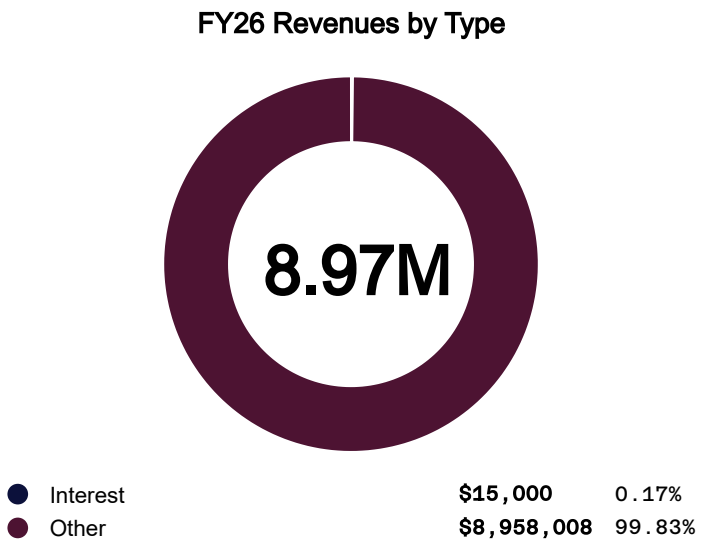

Revenues by Type

Category	FY 2022 Actuals	FY 2023 Actuals	FY 2024 Actuals	FY 2025 Amended Budget	FY 2026 Budgeted
Misc. Reimbursement					-
Other					$8,958,008
Interest					$15,000
Market Value Change					-

Category	FY 2022 Actuals	FY 2023 Actuals	FY 2024 Actuals	FY 2025 Amended Budget	FY 2026 Budgeted
Unallocated Investment Expense					-
Total Revenues					**$8,973,008**

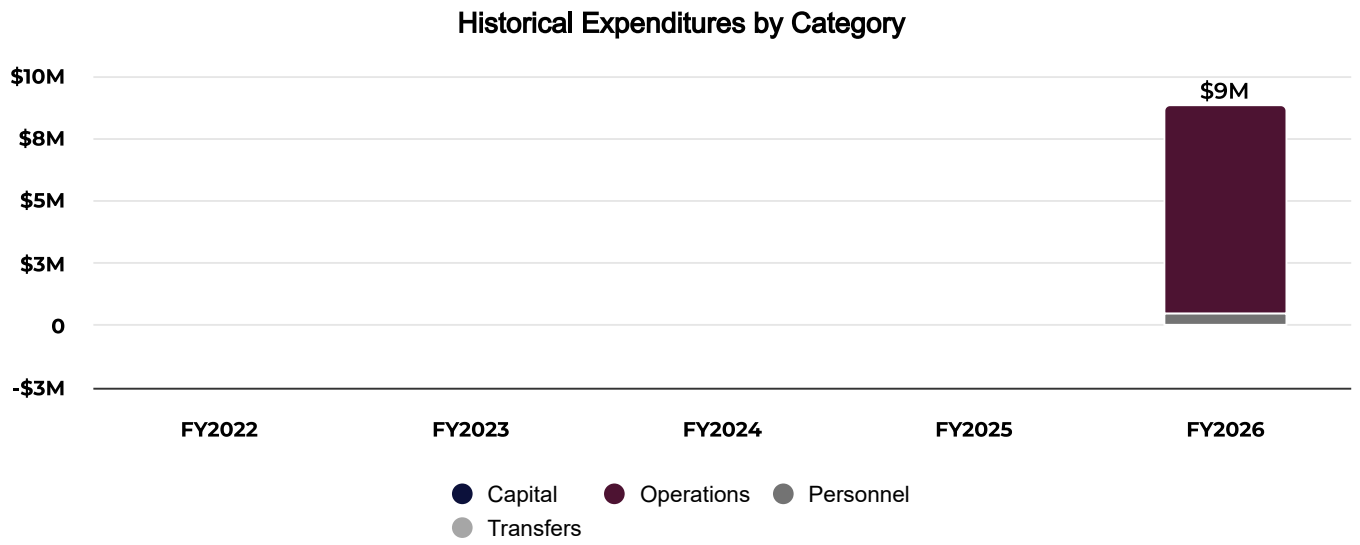

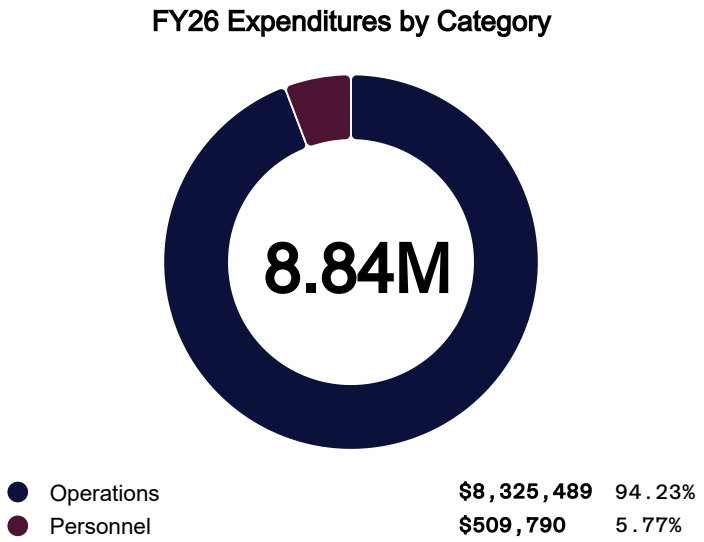

Expenditures by Category

Category	FY 2022 Actuals	FY 2023 Actuals	FY 2024 Actuals	FY 2025 Amended Budget	FY 2026 Budgeted
Personnel					$509,790
Operations					$8,325,489
Capital					-
Transfers					-
Total Expenditures					**$8,835,279**

Commentary

The increase in operations is due to the new Full Cost Allocation Plan (CAP), which ensures fair cost distribution, along with expenses related to the ADA Transition Plan and expanded safety programming.

Fund 900 - CFD Bond

This fund is used to account for Community Facilities District 2023-1, Villa Ticino West, special assessment collections and debt service payments.

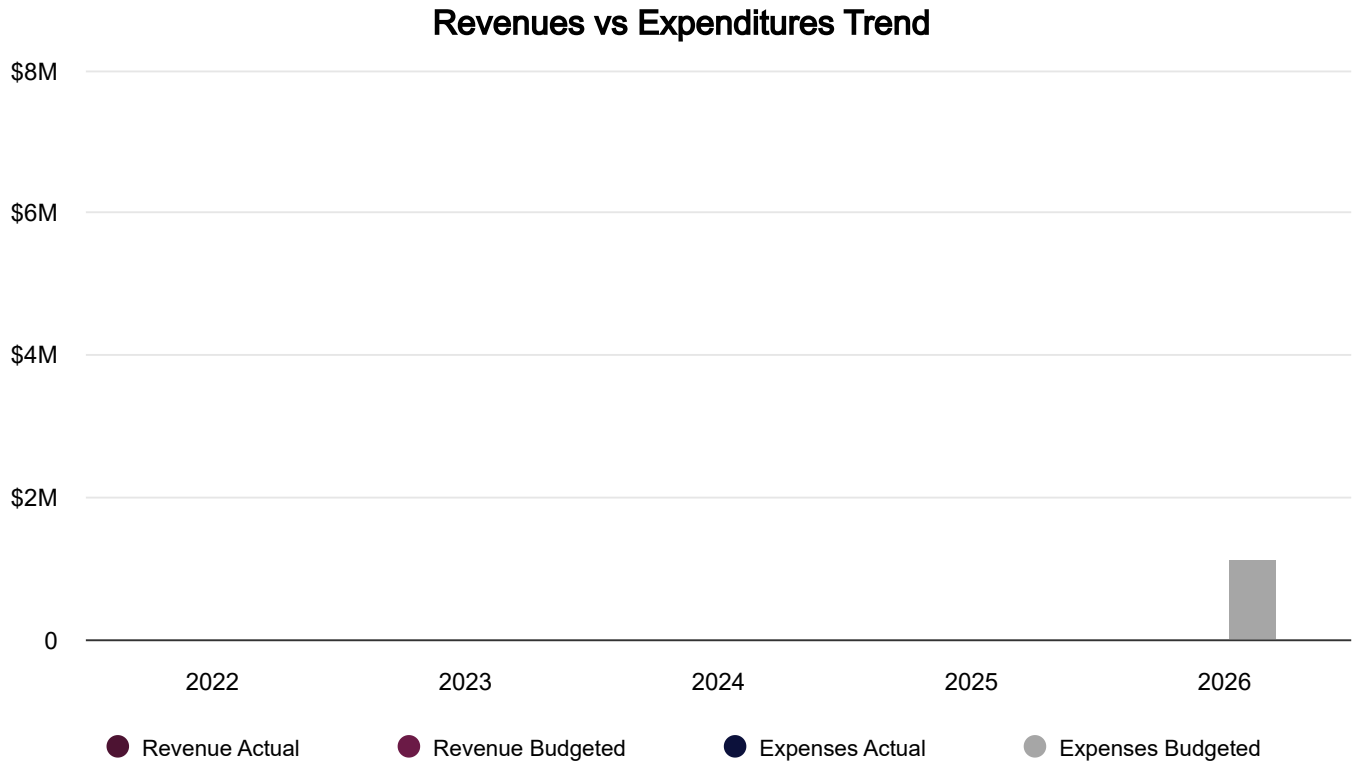

Comprehensive Fund Summary

Category	FY 2022 Actuals	FY 2023 Actuals	FY 2024 Actuals	FY 2025 Amended Budget	FY 2026 Budgeted
Beginning Fund Balance					-
Revenues					
Tax & Franchise Revenues					-
Charges for Services					-
Investment Earnings					-
Other Revenues					-
Total Revenues					-
Expenditures					
Professional Services					-
Debt Services					$1,100,050
Total Expenditures					$1,100,050
Total Revenues Less Expenditures					-$1,100,050
Ending Fund Balance					-$1,100,050

Revenues by Type

Category	FY 2022 Actuals	FY 2023 Actuals	FY 2024 Actuals	FY 2025 Amended Budget	FY 2026 Budgeted
Misc. Receipts					-
Charges for Services					-
Interest					-
Unallocated Investment Expense					-
Property Taxes & Assessments					-
Total Revenues					**-**

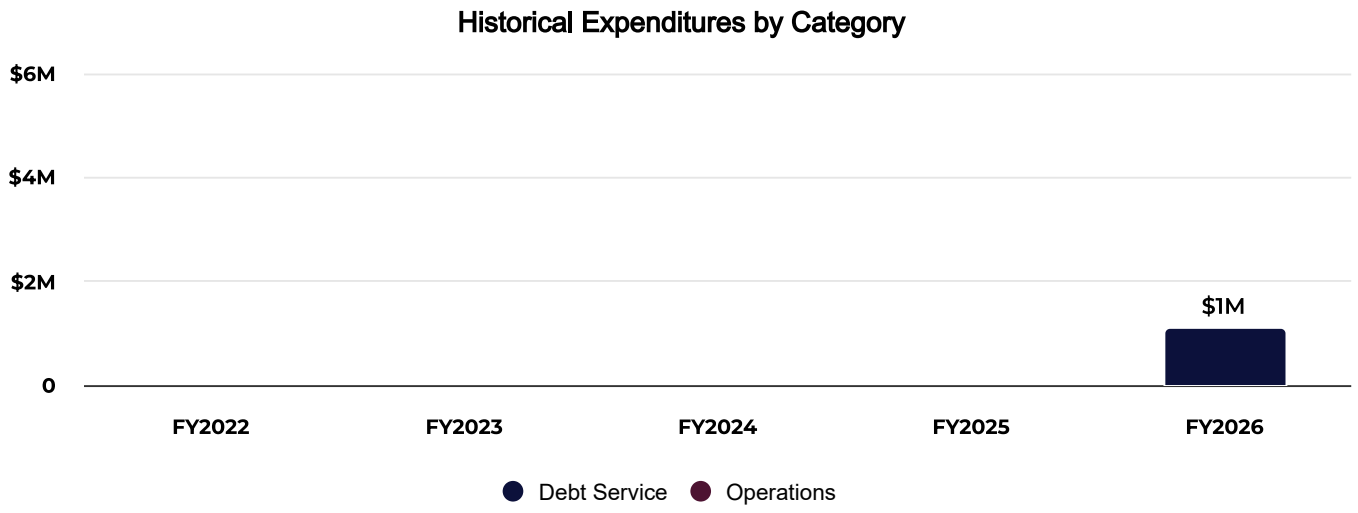

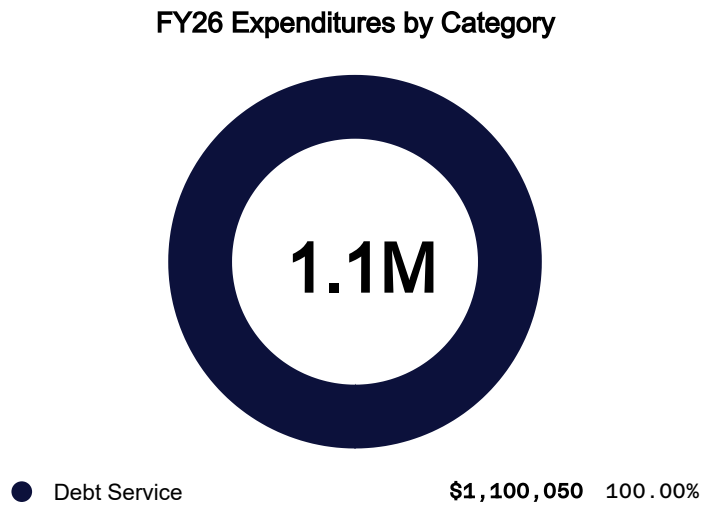

Expenditures by Category

Category	FY 2022 Actuals	FY 2023 Actuals	FY 2024 Actuals	FY 2025 Amended Budget	FY 2026 Budgeted
Operations					-
Debt Service					$1,100,050
Total Expenditures					**$1,100,050**

Commentary

This fund reflects the City's ongoing management of Community Facilities District (CFD) 2023-1 bond proceeds. These funds are used to support infrastructure development and reimburse eligible public improvements within designated districts. No new bond issuances are planned for Fiscal Year 2025-26; however, the fund will continue to facilitate the tracking of outstanding bond balances, including debt service payments, property tax allocations, interest earnings, and authorized expenditures.

5-Year Forecasts

The City of Manteca's 5-year forecasts assume a 2.5% annual growth in revenues and a 4.5% annual increase in expenditures, reflecting cautious yet realistic economic expectations. The revenue growth aligns with California's moderate economic expansion, supported by projected state Gross Domestic Product (GDP) growth of around 1.6% and gradual improvements in local tax revenues despite recent budget shortfalls. Meanwhile, the higher expenditure growth rate accounts for rising costs in public services, labor, and infrastructure, consistent with statewide trends of increased spending pressures in healthcare, climate initiatives, and inflation-driven expenses. Overall, these assumptions balance optimism for steady revenue growth with prudent recognition of escalating municipal costs, highlighting the need for ongoing fiscal vigilance amid economic uncertainties. It's important to note that 5-year forecasts are just projections and often present a more conservative or pessimistic view of future financial conditions. These estimates are useful for planning but may not fully reflect actual outcomes, which can vary due to changing circumstances and updated data.

Fund 320 Public Safety Sales Tax (Measure M)

Comprehensive Fund Summary

Category	FY 2027 Forecasted	FY 2028 Forecasted	FY 2029 Forecasted	FY 2030 Forecasted	FY 2031 Forecasted
Beginning Fund Balance	**3,978,203**	**2,386,314**	**516,765**	**-1,648,089**	**-4,126,816**
Revenues					
Tax & Franchise Revenues	10,250,000	10,506,250	10,768,906	11,038,129	11,314,082
Investment Earnings	51,250	52,531	53,845	55,191	56,570
Total Revenues	**10,301,250**	**10,558,781**	**10,822,751**	**11,093,320**	**11,370,653**
Expenditures					
Benefits	4,055,508	4,238,006	4,428,716	4,628,008	4,836,269
Supplies	376,176	393,104	410,794	429,279	448,597
Administrative Expenses	250,950	262,243	274,044	286,376	299,263
Salaries	7,210,504	7,534,977	7,874,051	8,228,383	8,598,660
Total Expenditures	**11,893,139**	**12,428,330**	**12,987,605**	**13,572,047**	**14,182,789**
Total Revenues Less Expenditures	**-1,591,889**	**-1,869,549**	**-2,164,854**	**-2,478,727**	**-2,812,137**
Ending Fund Balance	**2,386,314**	**516,765**	**-1,648,089**	**-4,126,816**	**-6,938,953**

Commentary

Forecasted revenues are based on conservative estimates from the City's tax consultant, reflecting current economic and business conditions. The forecast also includes an assumption of increased investment earnings in future years. In FY26, two new police officer positions are added, partially funded by the federal COPS Grant. Once the grant ends, the City will need to cover the full cost of these positions. If current revenue trends continue, deficit spending is expected to begin in FY29. Starting in FY27, the fund is also projected to fall below its reserve requirement. One-time capital expenditures are not included in the forecasted figures.

Fund 420 Gas Tax/Street Improvement

Comprehensive Fund Summary

Category	FY 2027 Forecasted	FY 2028 Forecasted	FY 2029 Forecasted	FY 2030 Forecasted	FY 2031 Forecasted
Beginning Fund Balance	**1,146,339**	**2,104,087**	**3,000,235**	**3,829,394**	**4,585,866**
Revenues					
Intergovernmental	2,621,179	2,686,709	2,753,876	2,822,723	2,893,291
Investment Earnings	51,250	52,531	53,845	55,191	56,570
Transfers	2,562,500	2,626,563	2,692,227	2,759,532	2,828,521
Total Revenues	**5,234,929**	**5,365,802**	**5,499,947**	**5,637,446**	**5,778,382**
Expenditures					
Benefits	722,831	755,358	789,349	824,870	861,989
Professional Services	98,753	103,196	107,840	112,693	117,764
Supplies	445,479	465,526	486,475	508,366	531,242
Utilities	1,045	1,092	1,141	1,193	1,246
Dues & Subscriptions	1,254	1,310	1,369	1,431	1,495
Repairs & Maintenance	713,735	745,853	779,416	814,490	851,142
Claims & Insurance	108,588	113,475	118,581	123,917	129,493
Administrative Expenses	184,976	193,300	201,999	211,089	220,588
Salaries	1,258,210	1,314,830	1,373,997	1,435,827	1,500,439
Maintenance Agreements & Licenses	705,375	737,117	770,287	804,950	841,173
Operating Fees	28,215	29,485	30,811	32,198	33,647
Personnel Services	8,719	9,112	9,522	9,950	10,398
Total Expenditures	**4,277,181**	**4,469,654**	**4,670,788**	**4,880,974**	**5,100,618**
Total Revenues Less Expenditures	**957,748**	**896,148**	**829,159**	**756,472**	**677,765**
Ending Fund Balance	**2,104,087**	**3,000,235**	**3,829,394**	**4,585,866**	**5,263,631**

Commentary

Revenue projections for the Highway User Tax Account (HUTA) are based on the latest Streets and Roads estimates from California City Finance. These forecasts reflect modest year-to-year fluctuations with some increases, some decreases and is consistent with historic patterns in fuel demand and gas prices. Currently, projected annual revenues are insufficient to fully cover salary, benefit, and operational expenses, resulting in ongoing structural deficits. To partially offset these shortfalls, a $2.5 million transfer from Measure Q is included to support road maintenance operations and capital improvement efforts. Staff will continue to monitor the fund.

Fund 425 Gas Tax/Street Improvement SB1

Comprehensive Fund Summary

Category	FY 2027 Forecasted	FY 2028 Forecasted	FY 2029 Forecasted	FY 2030 Forecasted	FY 2031 Forecasted
Beginning Fund Balance	**2,244,791**	**2,179,795**	**2,060,924**	**1,884,480**	**1,646,567**
Revenues					
Intergovernmental	2,445,004	2,506,129	2,568,783	2,633,002	2,698,827
Investment Earnings	102,500	105,063	107,689	110,381	113,141
Total Revenues	**2,547,504**	**2,611,192**	**2,676,472**	**2,743,383**	**2,811,968**
Expenditures					
Capital Improvement	2,612,500	2,730,063	2,852,915	2,981,297	3,115,455
Total Expenditures	**2,612,500**	**2,730,063**	**2,852,915**	**2,981,297**	**3,115,455**
Total Revenues Less Expenditures	**-64,996**	**-118,871**	**-176,444**	**-237,913**	**-303,487**
Ending Fund Balance	**2,179,795**	**2,060,924**	**1,884,480**	**1,646,567**	**1,343,080**

Commentary

Future revenues for Senate Bill 1 (SB1) Local Streets and Roads are based on estimates from California City Finance's Streets and Roads Report. Unlike the Highway Users Tax, SB1 revenues are projected to steadily increase over time due to differences in tax structure and allocation methods. Under SB1, a portion of revenue is distributed through fixed statutory allocations before funds are apportioned to cities and counties. SB1 funds are restricted for use on road maintenance, repair, and improvement projects. Currently, the forecast does not include one-time capital that may carry over from the previous fiscal year. Additional road projects that may be eligible for SB1 funding will be evaluated and brought to Council for consideration.

Debt Services & Inter-Fund Transfers



Debt Service

Debt service is the repayment of borrowed funds. It includes the principal and interest payments. Principal is the amount borrowed. Interest is the cost to borrowing. While not traditionally a debt service, the CalPERS Unfunded Actuarial Accrued Liability (UAL) behaves similarly, and is included here for transparency purposes. Unlike debt service where the amortization (repayment) schedule is fixed at the time of borrowing, the UAL amortization schedule fluctuates as CalPERS investment impacts positively or negatively the City's UAL total.

Bond Description	Original Amount	Outstanding Amount	Rate	Term Start	Term Ends
Sewer 2009 Bond	19,000,000	17,394,888	4.875% - 5.375%	12/01/2009	12/01/2036
Sewer 2012 Bond	22,690,000	6,706,122	2.000% - 5.000%	06/01/2013	12/01/2033
Water 2012 Bond	35,840,000	18,786,250	2.000% - 5.000%	07/01/2013	07/01/2033
Totals	**77,530,000**	**42,887,260**			

City debt is paid from enterprise funds

CalPERS UAL	Outstanding Amount	Term Ends
Miscellaneous	74,410,660	6/30/2044
Fire (Classic)	31,616,653	6/30/2044
Fire (PEPRA)	456,896	6/30/2041
Police (Classic - Tier 1)	47,316,936	6/30/2045
Police (Classic - Tier 2)	638,815	6/30/2041
Police (PEPRA)	808,226	6/30/2041
Total	**155,248,186**	

City presently pays the annual minimum lump-sum payment

Commentary

The CalPERS Unfunded Accrued Liability (UAL) fluctuates annually based on investment returns and retiree population changes. The tables reflect the beginning balance, changes due to these factors, annual payments, and the resulting ending balance, based on data from the June 30, 2023 CalPERS Actuarial Valuation Reports.

Sewer 2009 Bond - Amortization Schedule

City of Manteca	Original Amount	Outstanding Amount	Rate
Sewer 2009 Bond	19,000,000	19,000,000	4.875% - 5.375%

Fiscal Year	Date	Principal	Interest
FY 2010	12/1/2009		526,440
FY 2010	6/1/2010		529,381
FY 2011	12/1/2010		529,381
FY 2011	6/1/2011		529,381
FY 2012	12/1/2011		529,381
FY 2012	6/1/2012		529,381
FY 2013	12/1/2012		529,381
FY 2013	6/1/2013		529,381
FY 2014	12/1/2013		529,381
FY 2014	6/1/2014		529,381
FY 2015	12/1/2014		529,381
FY 2015	6/1/2015		529,381
FY 2016	12/1/2015		529,381
FY 2016	6/1/2016		529,381
FY 2017	12/1/2016		529,381
FY 2017	6/1/2017		529,381
FY 2018	12/1/2017		529,381
FY 2018	6/1/2018		529,381
FY 2019	12/1/2018		529,381
FY 2019	6/1/2019		529,381
FY 2020	12/1/2019		529,381
FY 2020	6/1/2020		529,381
FY 2021	12/1/2020		529,381
FY 2021	6/1/2021		529,381
FY 2022	12/1/2021		529,381
FY 2022	6/1/2022		529,381
FY 2023	12/1/2022		529,381
FY 2023	6/1/2023		529,381
FY 2024	12/1/2023		529,381
FY 2024	6/1/2024		529,381
FY 2025	12/1/2024	560,000	529,381
FY 2025	6/1/2025		515,731
FY 2026	**12/1/2025**	**640,000**	**515,731**
FY 2026	**6/1/2026**		**499,731**
FY 2027	12/1/2026	720,000	499,731
FY 2027	6/1/2027		481,731
FY 2028	12/1/2027	810,000	481,731
FY 2028	6/1/2028		460,975
FY 2029	12/1/2028	905,000	460,975
FY 2029	6/1/2029		437,219
FY 2030	12/1/2029	955,000	437,219
FY 2030	6/1/2030		411,553
FY 2031	12/1/2030	1,005,000	411,553

FY 2031	6/1/2031		383,288
FY 2032	12/1/2031	1,065,000	383,288
FY 2032	6/1/2032		353,334
FY 2033	12/1/2032	1,120,000	353,334
FY 2033	6/1/2033		321,834
FY 2034	12/1/2033	1,185,000	321,834
FY 2034	6/1/2034		288,506
FY 2035	12/1/2034	3,160,000	288,506
FY 2035	6/1/2035		197,565
FY 2036	12/1/2035	3,340,000	197,565
FY 2036	6/1/2036		101,631
FY 2037	12/1/2036	3,535,000	101,631
Total		**19,000,000**	**14,729,575**

(continued from above) ↑

Term Starts	Term Ends
12/1/2009	12/1/2036

Total Payment	Principal Outstanding
526,440	38,000,000
529,381	38,000,000
529,381	38,000,000
529,381	38,000,000
529,381	38,000,000
529,381	38,000,000
529,381	38,000,000
529,381	38,000,000
529,381	38,000,000
529,381	38,000,000
529,381	38,000,000
529,381	38,000,000
529,381	38,000,000
529,381	38,000,000
529,381	38,000,000
529,381	38,000,000
529,381	38,000,000
529,381	38,000,000
529,381	38,000,000
529,381	38,000,000
529,381	38,000,000
529,381	38,000,000
529,381	38,000,000
529,381	38,000,000
529,381	38,000,000
529,381	38,000,000
529,381	38,000,000
529,381	38,000,000
529,381	38,000,000
529,381	38,000,000
529,381	38,000,000
1,089,381	37,440,000
515,731	37,440,000
1,155,731	**36,800,000**
499,731	**36,800,000**
1,219,731	36,080,000
481,731	36,080,000
1,291,731	35,270,000
460,975	35,270,000
1,365,975	34,365,000
437,219	34,365,000
1,392,219	33,410,000
411,553	33,410,000
1,416,553	32,405,000
383,288	32,405,000
1,448,288	31,340,000

353,334	31,340,000
1,473,334	30,220,000
321,834	30,220,000
1,506,834	29,035,000
288,506	29,035,000
3,448,506	25,875,000
197,565	25,875,000
3,537,656	22,535,000
101,631	22,535,000
3,636,631	19,000,000
33,729,575	

Sewer 2012 Bond - Amortization Schedule

City of Manteca	Original Amount	Outstanding Amount	Rate
Sewer 2012 Bond	22,690,000	7,615,000	2.000% - 5.000%

Fiscal Year	Date	Principal	Interest
FY 2013	6/1/2023		377,155
FY 2014	12/1/2013	1,030,000	421,664
FY 2014	6/1/2014		411,364
FY 2015	12/1/2014	1,035,000	411,364
FY 2015	6/1/2015		401,014
FY 2016	12/1/2015	1,105,000	401,014
FY 2016	6/1/2016		384,439
FY 2017	12/1/2016	1,180,000	384,439
FY 2017	6/1/2017		366,739
FY 2018	12/1/2017	1,265,000	366,739
FY 2018	6/1/2018		354,089
FY 2019	12/1/2018	1,220,000	354,089
FY 2019	6/1/2019		331,889
FY 2020	12/1/2019	1,410,000	331,889
FY 2020	6/1/2020		296,639
FY 2021	12/1/2020	1,525,000	296,639
FY 2021	6/1/2021		258,514
FY 2022	12/1/2021	1,655,000	258,514
FY 2022	6/1/2022		233,689
FY 2023	12/1/2022	1,755,000	233,689
FY 2023	6/1/2023		189,814
FY 2024	12/1/2023	1,895,000	189,814
FY 2024	6/1/2024		142,439
FY 2025	12/1/2024	640,000	142,439
FY 2025	6/1/2025		126,439
FY 2026	**12/1/2025**	**670,000**	**126,439**
FY 2026	**6/1/2026**		**117,645**
FY 2027	12/1/2026	695,000	117,645
FY 2027	6/1/2027		108,089
FY 2028	12/1/2027	715,000	108,089
FY 2028	6/1/2028		97,900
FY 2029	12/1/2028	740,000	97,900
FY 2029	6/1/2029		83,100
FY 2030	12/1/2029	765,000	83,100
FY 2030	6/1/2030		67,800
FY 2031	12/1/2030	795,000	67,800
FY 2031	6/1/2031		51,900
FY 2032	12/1/2031	825,000	51,900
FY 2032	6/1/2032		35,400
FY 2033	12/1/2032	865,000	35,400
FY 2033	6/1/2033		18,100
FY 2034	12/1/2033	905,000	18,100
Total		**22,690,000**	**8,952,816**

(continued from above) ↑

Term Starts	Term Ends
06/1/2013	12/1/2033

Total Payment	Principal Outstanding
377,155	45,380,000
1,451,644	44,350,000
411,364	44,350,000
1,446,364	43,315,000
401,014	43,315,000
1,506,014	42,210,000
384,439	42,210,000
1,564,439	41,030,000
366,739	41,030,000
1,631,739	39,765,000
354,089	39,765,000
1,574,089	38,545,000
331,889	38,545,000
1,741,889	37,135,000
296,639	37,135,000
1,821,639	35,610,000
258,514	35,610,000
1,913,514	33,955,000
233,689	33,955,000
1,988,689	32,200,000
189,814	32,200,000
2,084,814	30,305,000
142,439	30,305,000
782,439	29,665,000
126,439	29,665,000
796,439	**28,995,000**
117,645	**28,995,000**
812,645	28,300,000
108,089	28,300,000
823,089	27,585,000
97,900	27,585,000
837,900	26,845,000
83,100	26,845,000
848,100	26,080,000
67,800	26,080,000
862,800	25,285,000
51,900	25,285,000
876,900	24,460,000
35,400	24,460,000
900,400	23,595,000
18,100	23,595,000
923,100	22,690,000
31,642,816	

Water 2012 Bond - Amortization Schedule

City of Manteca	Original Amount	Outstanding Amount	Rate
Water 2012 Bond	35,840,000	21,530,000	2.000% - 5.000%

Fiscal Year	Date	Principal	Interest
FY 2014	7/1/2013	905,000	892,633
FY 2014	1/1/2014		832,175
FY 2015	7/1/2014	1,125,000	832,175
FY 2015	1/1/2015		820,925
FY 2016	7/1/2015	1,145,000	820,925
FY 2016	1/1/2016		798,025
FY 2017	7/1/2016	1,190,000	798,025
FY 2017	1/1/2017		774,225
FY 2018	7/1/2017	1,240,000	774,225
FY 2018	1/1/2018		749,425
FY 2019	7/1/2018	1,290,000	749,425
FY 2019	1/1/2019		723,625
FY 2020	7/1/2019	1,340,000	723,625
FY 2020	1/1/2020		690,125
FY 2021	7/1/2020	1,410,000	690,125
FY 2021	1/1/2021		654,875
FY 2022	7/1/2021	1,480,000	654,875
FY 2022	7/1/2021		617,875
FY 2023	7/1/2022	1,555,000	617,875
FY 2023	1/1/2023		579,000
FY 2024	7/1/2023	1,630,000	579,000
FY 2024	1/1/2024		538,250
FY 2025	7/1/2024	1,710,000	538,250
FY 2025	1/1/2025		495,500
FY 2026	**7/1/2025**	**1,800,000**	**495,500**
FY 2026	**1/1/2026**		**450,500**
FY 2027	7/1/2026	1,885,000	450,500
FY 2027	1/1/2027		403,375
FY 2028	7/1/2027	1,980,000	403,375
FY 2028	1/1/2028		353,875
FY 2029	7/1/2028	2,080,000	353,875
FY 2029	1/1/2029		301,875
FY 2030	7/1/2029	2,185,000	301,875
FY 2030	1/1/2030		247,250
FY 2031	7/1/2030	2,295,000	247,250
FY 2031	1/1/2031		189,875
FY 2032	7/1/2031	2,410,000	189,875
FY 2032	1/1/2032		129,625
FY 2033	7/1/2032	2,530,000	129,625
FY 2033	1/1/2033		66,375
FY 2034	7/1/2023	2,655,000	66,375
Total		**35,840,000**	**21,726,183**

(continued from above)

Term Starts	Term Ends
7/1/2013	12/1/2033

Total Payment	Principal Outstanding
1,797,633	70,755,000
832,175	70,775,000
1,957,175	69,650,000
820,925	69,650,000
1,965,925	68,505,000
798,025	68,505,000
1,988,025	67,315,000
774,225	67,315,000
2,014,225	66,075,000
749,425	66,075,000
2,039,425	64,785,000
723,625	64,785,000
2,063,625	63,445,000
690,125	63,445,000
2,100,125	62,035,000
654,875	62,035,000
2,134,875	60,555,000
617,875	60,555,000
2,172,875	59,000,000
579,000	59,000,000
2,209,000	57,370,000
538,250	57,370,000
2,248,250	55,660,000
495,500	55,660,000
2,295,500	**53,860,000**
450,500	**53,860,000**
2,335,500	51,975,000
403,375	51,975,000
2,383,375	49,995,000
353,875	49,995,000
2,433,875	47,915,000
301,875	47,915,000
2,486,875	45,730,000
247,250	45,730,000
2,542,250	43,435,000
189,875	43,435,000
2,599,875	41,025,000
129,625	41,025,000
2,659,625	38,495,000
66,375	38,495,000
2,721,375	35,840,000
57,566,183	

INTER-FUND TRANSFER

Transfers are movements of money that are not expected to be repaid. Transfers between funds are regulated by the type of fund. For example, City Council has discretion to authorize transfers from the General Fund to any other fund.

From	To	Amount Out	Amount In
100 - General Fund		(1,096,024)	
	200 - Recreation		1,096,024
100 - General Fund		(1,659,347)	
	620 - Golf Course		1,659,347
100 - General Fund		(375,000)	
	630 - PFIP Sewer		375,000
690 - Water Improvement		(5,000,000)	
	680 - Water O&M		5,000,000
105 - Measure Q		(2,500,000)	
	420 - Gas Tax/Street Improvemen		2,500,000
Total		**(10,630,371)**	**10,630,371**

(continued from above)

Purpose
Transfer required to meet Recreation reserve requirement
Transfer required to meet Golf Course reserve requirement
Excise tax designated for Sewer PFIP
Loan outlined in Water Rate Study
Transfer to support road/street maintenance

Capital Improvement Plan (CIP)

The Capital Improvement Plan (CIP) is designed to systematically plan, schedule, and fund capital projects based on established policies. It outlines a five-year strategy aligned with the structure of the City's operating programs. The CIP aims to balance two main types of projects: those that maintain or improve existing facilities and infrastructure, and those that add new capital assets to the City.

Definitions and Criteria for Capital Projects

- Capital Outlay - A financial classification which appropriates and programs expenditures related to capital assets such as infrastructure (e.g., roadways, parks, bridges, water/sewer, lighting systems, drainage systems, flood control, etc.), building, building improvements, land acquisition and equipment (such as vehicles, trucks, network switches, computers). Only infrastructure or equipment with a cost of $5,000 or more is considered a capital outlay from a financial perspective.
- Capital Improvement - A permanent addition to the City's infrastructure assets, including the design, construction, or purchase of land, buildings, or facilities, or major renovations of the same.
- Capital Improvement Program (CIP) - A financial plan for proposed capital improvement projects with single and multi-year capital expenditures. This program is typically for five-years and is updated annually.

One Year Plan

The FY2025-26 One-Year Capital Plan outlines the City's strategic investments in infrastructure, public facilities, and technology to support sustainable growth, improve service delivery, and enhance the quality of life for residents. This plan aligns with the City's long-term priorities and the Multi-Year Comprehensive Capital Improvement Plan (5-YR) strategies, while maintaining fiscal responsibility.

FY26 Total Capital Proposed

$65,099,455

FY26 Total Funding Proposed

$65,099,455

FY26 Total Funding Requested by Source

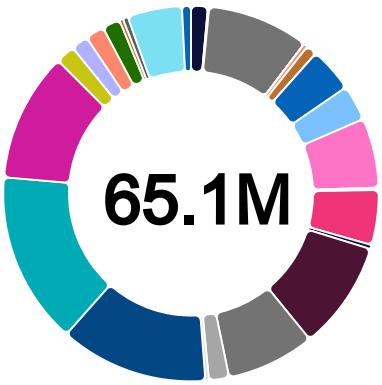

100 - General Fund	$940,927	1.45%
100 - General Fund	$70,000	0.11%
105 - Measure Q	$5,702,000	8.76%
110 - COVID Relief	$0	0.00%
126 - Navigation Center	$0	0.00%
140 - CDBG	$0	0.00%
150 - Police Grants	$0	0.00%
160 - SLEF Grants	$0	0.00%
200 - Recreation	$0	0.00%
250 - Development Mitigation	$0	0.00%
280 - LMD	$225,000	0.35%
320 - Measure M	$0	0.00%
340 - Development Services	$607,068	0.93%
350 - Innovation and Technology	$0	0.00%
420 - Gas Tax/Street Improvement	$0	0.00%
425 - Gas Tax/Street Improvement SB1	$2,500,000	3.84%
430 - RTIF	$2,000,000	3.07%
440 - Measure K	$3,900,000	5.99%
460 - TDA Local Transportation	$65,000	0.10%
480 - Subsidized Street Project	$0	0.00%
500 - Parks Acquisition & Improvement	$65,000	0.10%
520 - Successor Agency/RDA Bond Fund	$0	0.00%
530 - Fire Facilities Fees	$3,083,000	4.74%
540 - Government Facilities Fees	$0	0.00%
550 - CFD	$230,000	0.35%
580 - PFIP Drainage	$6,078,338	9.34%
590 - PFIP Transportation	$4,958,736	7.62%
610 - Federal Transit Management	$1,135,000	1.74%
620 - Golf Course	$198,500	0.30%
630 - PFIP Sewer	$8,303,338	12.75%
640 - Sewer O&M	$9,670,000	14.85%
650 - Sewer Improvement	$7,229,000	11.10%
660 - Solid Waste	$1,081,080	1.66%
670 - Solid Waste Cost Recovery	$948,600	1.46%
680 - Water O&M	$1,055,000	1.62%
690 - Water Improvement	$1,000,000	1.54%

700 - PFIP Water	$203,338	0.31%
810 - Engineering	$292,003	0.45%
820 - Vehicles	$3,058,527	4.70%
830 - Information Technology	$500,000	0.77%

FY26 Total Funding Requested by Department

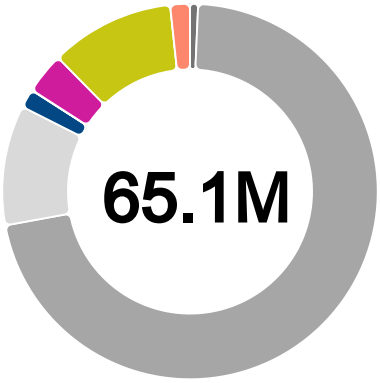

City Clerk	$0	0.00%
City Manager	$0	0.00%
Community Development	$457,068	0.70%
Engineering	$46,487,750	71.41%
Fire Department	$6,733,000	10.34%
Information Technology	$1,042,003	1.60%
Information Technology	$20,000	0.03%
Police Department	$2,298,927	3.53%
Public Works	$6,960,707	10.69%
Recreation & Community Services	$0	0.00%
Transit	$1,100,000	1.69%

FY26 Capital Cost Breakdown

Capital Costs	$65,099,455	99.93%
Operational Costs	$43,150	0.07%

5-Year Capital Improvement Plan: FY2026 to FY2030

The 5-Year Capital Improvement Plan (CIP) serves as the City's roadmap for investing in essential infrastructure, public assets, and community development. It reflects a strategic, multi-year approach to building a safer, more equitable, and sustainable city by aligning infrastructure investments with community priorities, economic growth, and climate goals.

Due to known funding gaps in the water, sewer, and solid waste funds. The capital projects related to these funds that were recently approved in the Fiscal Year 2024-25 Water and Sewer rate studies will be put on hold until funding is available through bond issuance.

FY26 - FY30 Total Funding Requested by Department (including Future)

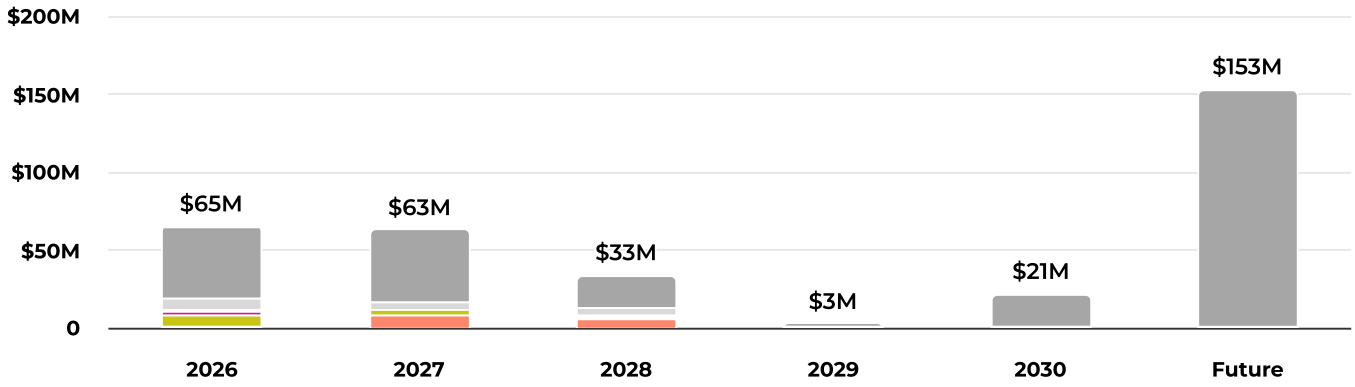

Funding by Department Totals (all years)

City Clerk	$0	0.00%
City Manager	$0	0.00%
Community Development	$457,068	0.13%
Engineering	$288,989,750	85.25%
Fire Department	$16,733,000	4.94%
Information Technology	$1,042,003	0.31%
Information Technology	$20,000	0.01%
Police Department	$3,833,927	1.13%
Public Works	$12,565,707	3.71%
Recreation & Community Services	$0	0.00%
Transit	$15,350,000	4.53%

FY26 - FY30 Total Funding Requested by Source (including Future)

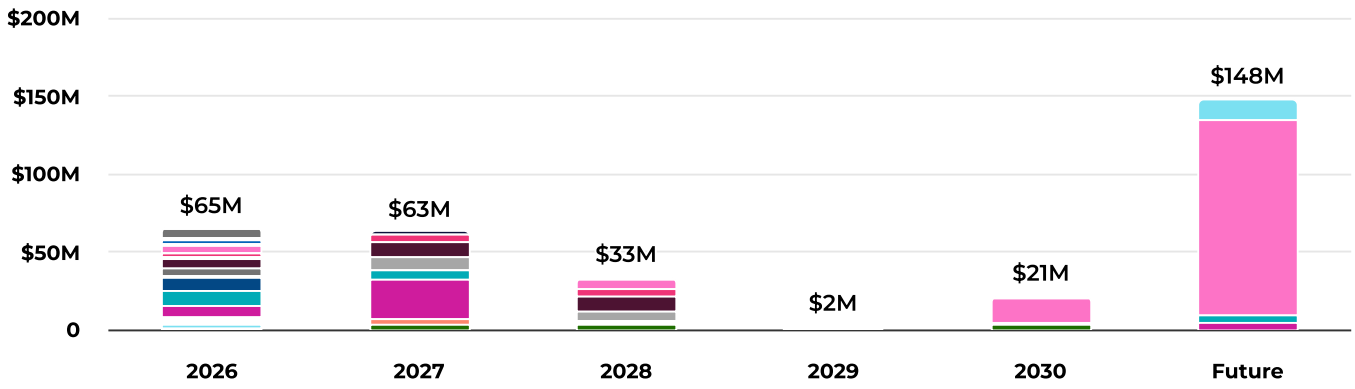

Funding by Source Totals (all years)

100 - General Fund	$3,448,927	1.03%
100 - General Fund	$70,000	0.02%
105 - Measure Q	$7,058,000	2.12%
110 - COVID Relief	$0	0.00%
126 - Navigation Center	$0	0.00%
140 - CDBG	$0	0.00%
150 - Police Grants	$0	0.00%
160 - SLEF Grants	$0	0.00%
200 - Recreation	$0	0.00%
250 - Development Mitigation	$0	0.00%
280 - LMD	$225,000	0.07%
320 - Measure M	$0	0.00%
340 - Development Services	$607,068	0.18%
350 - Innovation and Technology	$0	0.00%
420 - Gas Tax/Street Improvement	$16,190,000	4.86%
425 - Gas Tax/Street Improvement SB1	$2,500,000	0.75%
430 - RTIF	$2,000,000	0.60%
440 - Measure K	$149,610,000	44.88%
460 - TDA Local Transportation	$65,000	0.02%
480 - Subsidized Street Project	$0	0.00%
500 - Parks Acquisition & Improvement	$65,000	0.02%
520 - Successor Agency/RDA Bond Fund	$0	0.00%
530 - Fire Facilities Fees	$13,083,000	3.92%
540 - Government Facilities Fees	$0	0.00%
550 - CFD	$230,000	0.07%
580 - PFIP Drainage	$24,278,338	7.28%
590 - PFIP Transportation	$4,958,736	1.49%
610 - Federal Transit Management	$15,385,000	4.61%
620 - Golf Course	$278,500	0.08%
630 - PFIP Sewer	$8,303,338	2.49%
640 - Sewer O&M	$20,554,500	6.17%
650 - Sewer Improvement	$38,680,500	11.60%
660 - Solid Waste	$1,081,080	0.32%
670 - Solid Waste Cost Recovery	$948,600	0.28%
680 - Water O&M	$8,483,000	2.54%

690 - Water Improvement	$11,226,000	3.37%
700 - PFIP Water	$203,338	0.06%
810 - Engineering	$292,003	0.09%
820 - Vehicles	$3,058,527	0.92%
830 - Information Technology	$500,000	0.15%

FY26 - FY30 Capital Cost Breakdown (including Future)

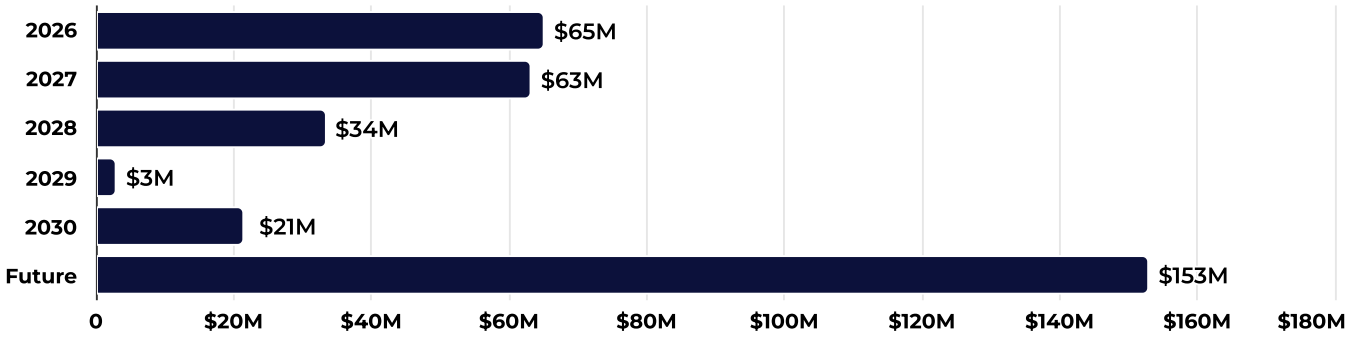

Capital Cost Totals (all years)

Capital Costs	$338,991,455	99.93%
Operational Costs	$241,226	0.07%

Capital Improvement Plan - Project Types

These are the City's Capital Improvement Program projects by "Type". These projects are designed to meet both current demands and long-term goals. The capital improvement plan represents strategic investments in infrastructure, public safety, improves public service levels and lays the groundwork for a sustainable future and growth.

FY26 - FY30 Capital Costs By Project Type (including Future)

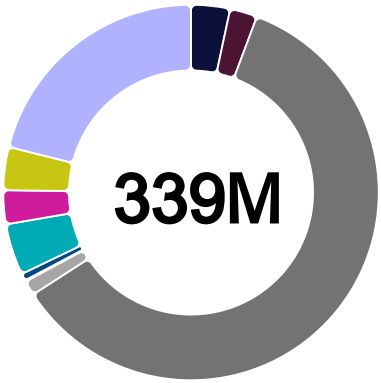

Building and Facilities	$11,355,000	3.35%
Capital Equipment	$7,991,257	2.36%
Capital Improvement	$203,933,500	60.16%
Computer Software	$4,330,000	1.28%
Computers and Related Equipment	$402,003	0.12%
Other Capital	$2,007,068	0.59%
Other Improvements	$15,000,000	4.42%
Roadways	$9,890,000	2.92%
Vehicles	$12,570,877	3.71%
Water and Sewer	$71,511,750	21.10%

Building and Facilities

	FY2026	FY2027	FY2028	FY2029	FY2030	Future	Total
Total Building and Facilities	$1,355,000	$5,000,000	$5,000,000	$0	$0	$0	$11,355,000

Capital Equipment

	FY2026	FY2027	FY2028	FY2029	FY2030	Future	Total
Total Capital Equipment	$4,711,257	$2,145,000	$400,000	$400,000	$335,000	$0	$7,991,257

Capital Improvement

	FY2026	FY2027	FY2028	FY2029	FY2030	Future	Total
Total Capital Improvement	$10,075,500	$23,920,000	$14,435,000	$0	$16,390,000	$139,113,000	$203,933,500

Computer Software

	FY2026	FY2027	FY2028	FY2029	FY2030	Future	Total
Total Computer Software	$1,130,000	$800,000	$800,000	$800,000	$800,000	$0	$4,330,000

Computers and Related Equipment

	FY2026	FY2027	FY2028	FY2029	FY2030	Future	Total
Total Computers and Related Equipment	$402,003	$0	$0	$0	$0	$0	$402,003

Other Capital

	FY2026	FY2027	FY2028	FY2029	FY2030	Future	Total
Total Other Capital	$2,007,068	$0	$0	$0	$0	$0	$2,007,068

Other Improvements

	FY2026	FY2027	FY2028	FY2029	FY2030	Future	Total
Total Other Improvements	$13,100,000	$1,900,000	$0	$0	$0	$0	$15,000,000

Roadways

	FY2026	FY2027	FY2028	FY2029	FY2030	Future	Total
Total Roadways	$4,565,000	$50,000	$325,000	$0	$0	$4,950,000	$9,890,000

Vehicles

	FY2026	FY2027	FY2028	FY2029	FY2030	Future	Total
Total Vehicles	$12,570,877	$0	$0	$0	$0	$0	$12,570,877

Water and Sewer

	FY2026	FY2027	FY2028	FY2029	FY2030	Future	Total
Total Water and Sewer	$15,182,750	$29,371,000	$12,509,000	$1,716,000	$3,897,000	$8,836,000	$71,511,750

Projects by Department

This shows Capital Improvement Program projects organized by department, highlighting how each contributes to meeting current needs and long-term goals through strategic investment in infrastructure, public safety, service delivery, and sustainable growth.

Capital Projects

Project No. / Project Name		Years	Departments	Type	Total
–	(1) Development Services Vehicle	2026	Community Development	Vehicles	$40,000
24030	(2) Part Washers (Light Duty & Heavy Duty)	2026 - 2028	Public Works	Capital Equipment	$0
23033	(2) Type 1 Fire Engines	2026	Fire Department	Vehicles	$2,650,000
24020	(2) Unmarked Vehicles-Detective/Undercover	2026	Police Department	Vehicles	$0
–	(3) M4T Drones	2026	Police Department	Capital Equipment	$27,000
24015	(5) Marked Vehicles - Patrol	2026	Police Department	Vehicles	$0
24038	1-ton Utility Truck-LMD	2026	Public Works	Vehicles	$0
24061	1-ton Work Truck No. 3	2026	Public Works	Vehicles	$0
22041	16041 - Water Master Plan & Rate Study	2026	Engineering	Other Capital	$0
22034	2 Replacement VFD's for 2 Wells - Water	2026	Public Works	Capital Equipment	$125,000
21014	2020 Urban Water Management Plan Update (UWMP)	2026 - 2029	Public Works	Other Capital	$0
24110	2024 Pavement Maintenance	2026	Engineering	Roadways	$0
–	2025 Pavement Maintenance Project	2026	Engineering	Roadways	$2,500,000
19005	2025 PFIP Sewer, Water, Storm Drain & Transportation Update	2026	Engineering	Water and Sewer	$668,750
–	2025 Urban Water Management Plan	2026	Engineering	Other Capital	$240,000
24024	5000 lb. Forklift	2026 - 2028	Public Works	Capital Equipment	$0
24119	911 Recording Software & Hardware	2026	Police Department	Computer Software	$0
24070	99/120 IC - City Requested Improvements	2026	Engineering	Water and Sewer	$0
24023	AB109 Detective Vehicle	2026	Police Department	Vehicles	$0
25006	Advanced PD Radio Purchase	2026	Police Department	Capital Equipment	$0
24056	Advanced Water Meter Infrastructure	2026 - 2030	Public Works	Computer Software	$3,800,000
22016	Aerial Ladder Truck	2026	Fire Department	Vehicles	$0
11027	Airport Way Widening Project	2026	Engineering	Roadways	$2,000,000
–	All-Way Stop Sign for Moffat Blvd and Powers Ave	2026	Engineering	Roadways	$65,000
24019	Animal Control Vehicle	2026	Police Department	Vehicles	$0
24120	Articulating Boom Truck with Utility Bed	2026 - 2028	Public Works	Vehicles	$0
24130	Asphalt Emulsion Oiler	2026	Public Works	Capital Equipment	$0
24117	Asphalt Grinder	2026	Public Works	Capital Equipment	$0
24077	Asphalt Patch Truck	2026	Public Works	Vehicles	$0
23037	Austin Road Resurfacing Project with County	2026	Engineering	Roadways	$0

Project No. / Project Name		Years	Departments	Type	Total
–	Axon Fleet 3	2026 - 2029	Police Department	Capital Equipment	$244,000
–	Axon OSP10+	2026 - 2030	Police Department	Capital Equipment	$1,695,000
24102	Backhoe	2026	Public Works	Capital Equipment	$0
22021	Basketball Courts Resurfacing & Improvements	2026	Public Works	Capital Improvement	$0
23038	Broadband Fiber Master Plan	2026	Community Development	Other Capital	$0
24106	Chevrolet Silverado 1500	2026	Public Works	Vehicles	$0
24078	Chevrolet Silverado 2500 HD	2026	Public Works	Vehicles	$0
24079	Chevrolet Silverado 3500 HD	2026	Public Works	Vehicles	$0
21006	CIP 21006 - Headworks Barscreen	2026	Public Works	Capital Equipment	$0
23029	CIP 23029 - Transit Wheelchair Accessible Van	2026	Transit	Vehicles	$0
24057	CIP 24057 - 1-ton Dually Flatbed	2026	Public Works	Vehicles	$0
24062	CIP 24062 - (2) Transit Buses	2026	Transit	Vehicles	$0
24063	CIP 24063 - Transit Center Upgrades	2026	Transit	Capital Improvement	$100,000
24108	CIP Flat Bed Truck	2026	Public Works	Vehicles	$0
20057	City Hall Assessment	2026	City Manager	Other Capital	$0
18041	City Wide Records Management Program	2026	City Clerk	Computer Software	$0
24027	Citywide Roof & HVAC Repairs & Upgrades	2026	Public Works	Capital Improvement	$0
22004	Citywide Secure Card Key Access Expansion	2026	Information Technology	Computers and Related Equipment	$332,003
25013	CM - Downtown Revitalization - ARPA	2026	City Manager	Other Improvements	$0
21028	CMS Website Update	2026	Information Technology	Computer Software	$0
24048	CNG Metering	2026	Public Works	Computer Software	$0
24121	CNG Safety System for Fleet Heavy Duty Shop	2026	Public Works	Capital Improvement	$0
25003	Collection System Pretreatment	2026	Public Works	Capital Improvement	$0
24081	Community Garden	2026	Public Works	Capital Improvement	$0
24118	Community Services Officer Vehicles (1) approved	2026	Police Department	Vehicles	$0
25015	Conex Box Training Prop (Phase 1)	2026	Fire Department	Building and Facilities	$0
20040	Core SCADA System	2026	Public Works	Computer Software	$0
20055	Council Chamber Technology Upgrade	2026	Information Technology	Computer Software	$0
24101	Craftco Supershot 2500 Cracksealer	2026	Public Works	Capital Equipment	$0
24094	Cricket Field at Doxey Park	2026	Public Works	Capital Improvement	$0
24069	CTFGP Vehicle Purchase	2026	Police Department	Vehicles	$0
24012	DIMS Migration	2026	Information Technology	Computer Software	$0
24016	Dispatch Backup Battery	2026	Police Department	Capital Equipment	$0
24085	Downtown Alley Improvements	2026	Public Works	Roadways	$0
24003	Downtown Specific Plan	2026	Community Development	Other Capital	$0
24084	Drones	2026	Police Department	Capital Equipment	$0
24103	Dump Truck	2026	Public Works	Vehicles	$0
–	Eng Link 22 (PFIP)	2026	Engineering	Other Improvements	$13,000,000
–	ENG Survey Equipment Replacement (GNSS)	2026	Engineering	Capital Equipment	$40,000
–	Engineering Building Expansion	2026	Engineering	Building and Facilities	$220,000
23035	Engineering Construction Inspection Vehicle Replacement	2026	Engineering	Vehicles	$0

Project No. / Project Name		Years	Departments	Type	Total
25008	Evans Park Improvements	2026	Public Works	Capital Improvement	$0
–	Event Safety Barriers - Meridian Barrier	2026	Police Department	Capital Equipment	$155,927
24002	Family Entertainment Zone (FEZ)	2026	Community Development	Other Capital	$417,068
–	Faro Focus Laser Scanning Capture Device (3D Scanner)	2026	Police Department	Capital Equipment	$86,000
22006	Fiber Optic Cabling Citywide	2026	Information Technology	Computer Software	$0
–	FIRE - Analog-to-IP Converters	2026	Information Technology	Computers and Related Equipment	$25,000
–	Fire Station No. 6	2026 - 2028	Fire Department	Building and Facilities	$10,773,000
24131	Flat Saw	2026	Public Works	Capital Equipment	$0
24083	Flock License Plate Readers (LPRs)	2026	Police Department	Capital Equipment	$0
18056	French Camp Canal Master Study	2026	Engineering	Other Capital	$150,000
23009	Furniture & ADA Improvements to Sycamore Building	2026	Public Works	Capital Equipment	$0
–	FY26 Golf Fee Rate Study	2026	Public Works	Other Capital	$100,000
23001	Gateway Design & Construction	2026	Public Works	Capital Improvement	$0
16023	General Plan Update & Zoning Code Conformity	2026	Community Development	Other Capital	$0
–	GIS Plotter	2026	Information Technology	Computers and Related Equipment	$25,000
24034	Golf Cart Path & Curb Installation	2026 - 2027	Public Works	Capital Improvement	$178,500
24091	Grind, Gravel & Overlay at Yosemite	2026	Public Works	Roadways	$0
–	Heavy Rescue Vehicle	2026	Fire Department	Vehicles	$2,060,000
24049	Hydro Vacuum Truck	2026	Public Works	Vehicles	$0
–	ICOR Mini Robot Upgrade	2026	Police Department	Capital Equipment	$30,000
–	IT - Battery Backup Unit Replacements	2026 - 2030	Information Technology	Computers and Related Equipment	$20,000
22003	IT Strategic Plan	2026	Information Technology	Other Capital	$100,000
24107	Light Duty Truck-Streets	2026	Public Works	Vehicles	$0
24093	Lighting at Woodward Park	2026	Public Works	Capital Improvement	$0
22037	Local Roadway Safety Plan	2026	Engineering	Other Capital	$0
20005	Main Street: Northgate Dr. to Alameda St	2026	Engineering	Roadways	$0
17063	Main Street: Yosemite to Alameda St. Improvement	2026	Engineering	Roadways	$0
24115	Manteca Transit Bus Facility	2026 - 2028	Transit	Capital Improvement	$14,250,000
25001	Morenzone Park Restroom Replacement	2026	Public Works	Building and Facilities	$48,000
24001	Navigation Center & Affordable Housing	2026	City Manager	Capital Improvement	$0
24011	Network Switch Replacement	2026	Information Technology	Computer Software	$30,000
21007	New Operations & Maintenance Manual	2026	Public Works	Other Capital	$0
22019	New Permitting Software for Development Services	2026	Community Development	Computer Software	$0
24071	New Police Department	2026	Police Department	Other Capital	$0
22064	New Server Room	2026	Information Technology	Capital Improvement	$0
21034	Nile Garden - Well 30 Construction	2026	Engineering	Water and Sewer	$1,000,000
21026	Nile Garden Well 30 Project - City Installed Pipeline	2026	Engineering	Water and Sewer	$0
20034	North Plant Grit Classifier	2026	Public Works	Water and Sewer	$0

Project No. / Project Name		Years	Departments	Type	Total
24087	Northgate Park Inclusive Playground and Improvements	2026	Public Works	Capital Improvement	$0
–	Off-site Disaster Recovery Services	2026	Information Technology	Computer Software	$500,000
24092	Pavement Grinder for Skid Steer	2026 - 2028	Public Works	Capital Equipment	$0
25007	PD Locker Room & Breakroom Renovations	2026	Police Department	Capital Improvement	$0
23026	PD Mobile Printers - Qty 10	2026	Police Department	Computers and Related Equipment	$0
–	PD Vehicles	2026	Police Department	Vehicles	$1,600,000
24132	Portable Concrete Drum	2026	Public Works	Capital Equipment	$0
24045	Portable Trailer	2026	Public Works	Building and Facilities	$0
24074	Pressure Washer Sandblaster	2026	Public Works	Capital Equipment	$0
24127	PW - LMD/CFD Utility Bed & Lumber Rack for 92-9113	2026	Public Works	Capital Equipment	$0
–	PW - Parks - 3/4-ton Truck Replacement	2026	Public Works	Vehicles	$80,000
–	PW - Parks - Woodward Park Aerification and Overseeding	2026	Public Works	Building and Facilities	$64,000
24113	PW - Parks 3/4 Ton Truck with Liftgate #1	2026	Public Works	Vehicles	$0
24114	PW - Parks 3/4 Ton Truck with Liftgate #2	2026	Public Works	Vehicles	$0
24124	PW - Parks Battery Operated Equipment for Parks	2026	Public Works	Capital Equipment	$0
24125	PW - Parks Kubota Tractor	2026	Public Works	Capital Equipment	$0
24033	PW - Parks Morenzone Lighting Upgrade	2026	Public Works	Capital Improvement	$17,000
24126	PW - Parks Robotic Pool Cleaner	2026	Public Works	Capital Equipment	$0
24129	PW - Parks Walker Mower Replacement	2026	Public Works	Capital Equipment	$0
25012	PW - Streets - Sidewalks/Crosswalks Safety	2026	Public Works	Capital Improvement	$0
25011	PW - Streets - Streets/Road Projects - ARPA	2026	Public Works	Roadways	$0
–	PW Facilities - Custodial Truck Replacement	2026	Public Works	Vehicles	$40,000
–	PW SW- (3) Automated Side Loader Garbage Trucks	2026	Public Works	Vehicles	$1,858,527
–	PW SW- Fork Lift	2026	Public Works	Capital Equipment	$102,330
–	PW SW- Fork Truck (Cost Recovery Fund)	2026	Public Works	Vehicles	$141,330
–	PW SW- Front Loader Garbage Truck	2026	Public Works	Vehicles	$603,750
–	PW SW- Pickup Truck (Cost Recovery Fund)	2026	Public Works	Vehicles	$70,000
–	PW SW- Roll Off Garbage Truck (Cost Recovery Fund)	2026	Public Works	Vehicles	$303,347
–	PW SW- Sweeper (Cost Recovery Fund)	2026	Public Works	Vehicles	$503,923
–	PW SW- Two (2) 3/4-ton Trucks	2026	Public Works	Vehicles	$140,000
–	PW- LMD/CFD - 144" Diesel Mower	2026	Public Works	Vehicles	$80,000
–	PW- LMD/CFD New 3/4-ton Truck	2026	Public Works	Vehicles	$70,000
–	PW- LMD/CFD New 72" Mower	2026	Public Works	Vehicles	$28,500
–	PW- LMD/CFD New 96" Diesel Mower	2026	Public Works	Vehicles	$51,000

Project No. / Project Name		Years	Departments	Type	Total
–	PW- LMD/CFD Replacement 3/4-ton Truck	2026	Public Works	Vehicles	$70,000
–	PW- LMD/CFD Replacement 3/4-ton Truck	2026	Public Works	Vehicles	$70,000
–	PW- LMD/CFD Replacement 72" Diesel Mower	2026	Public Works	Vehicles	$28,500
–	PW- LMD/CFD Replacement GO 4 Interceptor Cart	2026	Public Works	Vehicles	$52,000
–	PW- Parks & LMD/CFD Replacement Chipper Truck	2026	Public Works	Vehicles	$140,000
24128	PW- Parks Utility Trailer 7'x14'	2026	Public Works	Capital Equipment	$0
24009	Radio Communications Infrastructure Upgrade (formally 22015)	2026	Fire Department	Capital Equipment	$0
22033	Radio System 15026	2026	Public Works	Capital Equipment	$0
22070	Recreation 7x16 Enclosed Cargo Trailer	2026	Recreation & Community Services	Capital Equipment	$0
22068	Recreation Department Upgrade & Beautification	2026	Recreation & Community Services	Capital Improvement	$0
24064	Recreation Software	2026	Recreation & Community Services	Computer Software	$0
22069	Recreation SUV with Tow Package	2026	Recreation & Community Services	Vehicles	$0
24037	Replace Fencing along Crom Street	2026 - 2028	Public Works	Capital Equipment	$0
24035	Replace Netting near #1 Fairway	2026 - 2028	Public Works	Capital Equipment	$0
24055	Replacement of 3 Electrical Panels	2026	Public Works	Capital Equipment	$0
23028	Replacement of Covered Walkway	2026 - 2029	Public Works	Capital Improvement	$0
18014	Replacement Radio Consoles for Dispatch	2026	Police Department	Capital Equipment	$0
16027	Retroreflective Traffic Sign Project HSIPL 5242-033	2026	Engineering	Capital Equipment	$0
25002	Road Safety Barrier Wall	2026	Public Works	Roadways	$0
24072	Roller Steel	2026	Public Works	Capital Equipment	$0
24044	Routing Software	2026	Public Works	Computer Software	$0
24105	Rubber Tire Loader	2026	Public Works	Capital Equipment	$0
19066	S. McKinley Avenue Southernly Improvement	2026	Engineering	Water and Sewer	$0
23006	Safe Route to Schools	2026	Engineering	Roadways	$0
22059	SB 2 Grant - Housing Facilitation Policies and Program Plan	2026	Community Development	Other Capital	$0
22040	Sewer Master Plan & Rate Study	2026 - 2029	Engineering	Other Capital	$0
24089	Sidewalks	2026 - 2028	Public Works	Roadways	$0
24100	Sign Table	2026	Public Works	Capital Equipment	$0
24104	Single Axle Dump Truck No. 1	2026	Public Works	Vehicles	$0
24109	Single Axle Dump Truck No. 2	2026	Public Works	Vehicles	$0
24096	Skate Park/Pump Track/Roller Skate Area	2026	Recreation & Community Services	Capital Improvement	$0
24116	Skid Steer	2026 - 2028	Public Works	Capital Equipment	$0
24095	Solar Lighting at Civic Center (Center St.)	2026 - 2029	Public Works	Capital Improvement	$0

Project No. / Project Name		Years	Departments	Type	Total
25009	Solar Lighting at Tony B Marshall Park (for Pickleball Courts)	2026 - 2029	Public Works	Capital Improvement	$0
–	Solera Park Exercise Equipment	2026	Public Works	Capital Improvement	$75,000
11034	SR 120/McKinley Interchange	2026	Engineering	Roadways	$0
23031	SR120/Airport DDI	2026 - 2030	Engineering	Capital Improvement	$21,740,000
23032	SR120/Main DDI	2026 - 2028	Engineering	Capital Improvement	$5,350,000
25010	Stock Fire Engine	2026	Fire Department	Vehicles	$0
–	Storage and Dorms Building at Station 5	2026	Fire Department	Building and Facilities	$250,000
–	Storm Drain Improvements - Mellon Avenue	2026 - 2027	Public Works	Other Improvements	$2,000,000
20004	Storm Drain Zone 36 & 39 Backbone Design	2026 - 2028	Engineering	Water and Sewer	$23,075,000
–	Stormwater Master Plan Update	2026	Engineering	Other Capital	$1,000,000
24076	Streets Expansion	2026	Public Works	Roadways	$0
24075	Streets Maintenance Yard Gate	2026	Public Works	Roadways	$0
20043	Switchgear PLC Upgrades	2026	Public Works	Computer Software	$0
24090	Thermoplastic Application Machine & Trailer	2026	Public Works	Capital Equipment	$0
–	Three Dial-A-Ride Cutaways	2026	Transit	Vehicles	$1,000,000
22020	Tidewater Bike Trial Resurfacing	2026 - 2028	Public Works	Roadways	$375,000
24008	Tiller Equipment	2026	Fire Department	Capital Equipment	$0
17058	Traffic Signal Update HSIPL 5242(034)	2026	Engineering	Roadways	$0
–	Updating Obsolete SCBA Packs	2026	Fire Department	Capital Equipment	$1,000,000
23007	UPRR Crossing at Moffat & Industrial	2026	Engineering	Roadways	$0
24080	Used Fire Apparatus & Equipment	2026	Fire Department	Capital Equipment	$0
20206	UV Effluent Gate Actuators	2026	Public Works	Capital Equipment	$0
–	Wastewater Collections Replacement Dump Truck	2026	Public Works	Vehicles	$120,000
–	Wastewater Compressed Natural Gas Storage Expansion	2026	Public Works	Water and Sewer	$410,000
–	Water - Two (2) 1 Ton Service Trucks with Utility Beds	2026	Public Works	Vehicles	$180,000
23008	Water & Sewer Pipe Installation at Corwin & Suess	2026	Engineering	Water and Sewer	$0
–	Water Division Meter Services 1 Ton Service Truck with Utility Bed	2026	Public Works	Vehicles	$90,000
–	Water Division New Emergency Response Work Truck	2026	Public Works	Vehicles	$430,000
24004	WCS-06 Central Union Rd Trunk Extension	2026	Engineering	Water and Sewer	$0
–	WCS-28 Oak (Main to Willow)	2026	Engineering	Water and Sewer	$0
–	WCS-29 Sequoia Ave (Oregon to Alley North of Nevada)	2026	Engineering	Water and Sewer	$0
–	WCS-30 Tidewater Bike Path (Sandalwood to Louise)	2026	Engineering	Water and Sewer	$0
–	WCS-31 Walnut (Alley North of Nevada to the UPRR)	2026	Engineering	Water and Sewer	$0
–	WCS-32 St Dominic (North of Yosemite to Golf Course)	2026	Engineering	Water and Sewer	$29,000
22058	Well 29 TCP Treatment Design	2026	Engineering	Water and Sewer	$0

Project No. / Project Name		Years	Departments	Type	Total
–	WMP 3 Pipe Replace/Upsize: Walnut/Almond - Center/Yosemite	2026 - 2027	Engineering	Water and Sewer	$1,597,000
–	WMP 4 Pipe Replace/Upsize: Yosemite/Oregon-Locust/Sequoia	2026 - 2027	Engineering	Water and Sewer	$1,820,000
–	WMP 5 Pipe Replace/Upsize: Alameda/North-Acacia/Lincoln	2026 - 2028	Engineering	Water and Sewer	$3,282,000
–	WMP 6 Pipe Replace/Upsize: Marin/Moffat-Lassen/Powers	2026 - 2029	Engineering	Water and Sewer	$1,004,000
–	WMP 7 Pipe Replace/Upsize: Parks/Vine - Stockton/Wetmore	2029	Engineering	Water and Sewer	$0
–	WMP 8 Pipe Replace/Upsize: Garfield (Yosemite to Moffat)	2026 - 2030	Engineering	Water and Sewer	$1,200,000
–	WMP 9 Pipe Replace/Upsize: South/Lupton - Park/Main	2026 - 2030	Engineering	Water and Sewer	$1,323,000
24046	Woodward Dumpster Enclosure	2026	Public Works	Capital Improvement	$0
24086	Woodward Park Splash Pad	2026	Public Works	Capital Improvement	$0
24006	WQCF - Dewatering (Centrifuge) Unit No. 3	2026	Engineering	Water and Sewer	$3,800,000
24007	WQCF - Sludge Thickener (DAF) Unit No. 3	2026 - 2027	Engineering	Water and Sewer	$18,400,000
12013	WQCF Alternative Energy Development	2026	Public Works	Capital Improvement	$0
24047	WQCF Breakroom & Operator Control Room Remodel	2026	Public Works	Capital Improvement	$0
24028	WQCF Floor	2026 - 2029	Public Works	Capital Improvement	$0
24053	WQCF Ford 350 Service Truck	2026	Public Works	Vehicles	$70,000
24054	WQCF RAM 2500 Service Truck No. 2	2026	Public Works	Capital Equipment	$0
–	WQCF- 22 Install New Waste Heat Radiator	2026	Engineering	Capital Improvement	$0
22063	WQCF-01 WAS (Waste Activated Sludge) Pump Replacement	2026	Engineering	Water and Sewer	$0
22061	WQCF-02 RAS (Return Activated Sludge) Pump Replacements	2026	Engineering	Water and Sewer	$0
23002	WQCF-03: Flow Split Repair - North Plant	2026 - 2027	Engineering	Capital Improvement	$1,885,000
23003	WQCF-03: IMLR Pump Replacement - Both Plants	2026 - 2027	Engineering	Capital Equipment	$4,460,000
23004	WQCF-03: Process Aeration Control - Both Plants	2026 - 2027	Engineering	Capital Improvement	$2,925,000
23005	WQCF-03: Zone B Mixing System - Both Plants	2026 - 2027	Engineering	Capital Improvement	$4,865,000
25005	WQCF-04 Side Stream Treatment	2026 - 2028	Engineering	Capital Improvement	$7,635,000
–	WQCF-10 I&E Switchgear PLC Upgrades	2026 - 2028	Engineering	Water and Sewer	$127,000
25004	WQCF-14 UV Disinfection System Upgrade CIP 25004	2026 - 2027	Engineering	Capital Improvement	$5,800,000
–	WQCF-16 Replace Secondary Effluent Equalization Pond Liner	2026	Engineering	Water and Sewer	$0
–	WQCF-17 Headworks Screen No. 3	2026	Engineering	Water and Sewer	$0
–	WQCF-18 FOG Receiving Station Screening System	2026	Engineering	Water and Sewer	$0
–	WQCF-19 Bulk Ferric Chloride Solution Tanks	2026	Engineering	Water and Sewer	$0

Project No. / Project Name		Years	Departments	Type	Total
–	WQCF-20 Digester No. 1 and 2 Overflow Boxes	2026	Engineering	Water and Sewer	$0
–	WQCF-21 Digester Pressure Relief Valves Platform & Handrailing	2026	Engineering	Capital Improvement	$0
–	WQCF-7 I&E Core SCADA System	2026 - 2027	Engineering	Water and Sewer	$1,127,000
–	WQCF-8 I&E Remote Site PLC Upgrade	2026 - 2027	Engineering	Water and Sewer	$1,727,000
–	WQCF-9 I&E PLC and OIT Replacement	2026 - 2030	Engineering	Water and Sewer	$1,374,000
25016	Wrapped Animal Control Vehicle - ARPA	2026	Police Department	Vehicles	$0
20006	Yosemite Ave: Walnut to Main St.	2026	Engineering	Roadways	$0
–	Zoom Conferencing Systems	2026	Information Technology	Capital Equipment	$30,000

City Clerk

FY26 - FY30 City Clerk Projects (including Future)



City Wide Records Management Program $0 N/A

Summary of Requests

Project No. / Category	FY2026	FY2027	FY2028	FY2029	FY2030	Future	Total
18041 City Wide Records Management Program	$0	$0	$0	$0	$0	$0	$0
Total Summary of Requests	**$0**	**$0**	**$0**	**$0**	**$0**	**$0**	**$0**

City Wide Records Management Program

Overview

Request Owner	Ana Rodriguez, Administrative Assistant III
Department	City Clerk
Type	Capital Equipment
Project Number	18041

Description

The plan will focus on providing onboarding and ongoing support to city departments in the implementation of records management systems, public transparency and programs. This includes, but is not limited to, the creation and maintenance of the Laserfiche document repository system, the creation of electronic forms and workflows, the maintenance and update to the City's records retention schedule to ensure compliance with legal requirements and best practices for proper storage, retrieval, and disposition of records. This is the final year of the project.

Details

New Purchase or Replacement: 100.01.00.110-6000.01

Capital Cost

FY2026 Budget
$0

Total Budget (all years)
$0

Project Total (to date)
$395K

FY2026 - Future Capital Cost Breakdown

G/L Account 1 $0 N/A

Capital Cost for Budgeted Years



G/L Account 1 $0 N/A

Detailed Breakdown

Category	FY2026 *Proposed*	Future	Total
G/L Account 1	$0	$0	$0
Total	**$0**	**$0**	**$0**

Funding Sources

FY2026 Budget	Total Budget (all years)	Project Total (to date)
$0	**$0**	**$395K**

FY2026 - Future Funding Sources Breakdown

100 - General Fund	$0	N/A

Funding Sources for Budgeted Years



100 - General Fund	$0	N/A

Detailed Breakdown

Category	FY2026 *Proposed*	Future	Total
100 - General Fund	$0	$0	**$0**
Total	**$0**	**$0**	**$0**

City Manager

FY26 - FY30 City Manager Projects (including Future)



City Hall Assessment	$0	N/A
CM - Downtown Revitalization - ARPA	$0	N/A
Navigation Center & Affordable Housing	$0	N/A

Summary of Requests

Project No. / Category	FY2026	FY2027	FY2028	FY2029	FY2030	Future	Total
20057 City Hall Assessment	$0	$0	$0	$0	$0	$0	**$0**
25013 CM - Downtown Revitalization - ARPA	$0	$0	$0	$0	$0	$0	**$0**
24001 Navigation Center & Affordable Housing	$0	$0	$0	$0	$0	$0	**$0**
Total Summary of Requests	**$0**	**$0**	**$0**	**$0**	**$0**	**$0**	**$0**

City Hall Assessment

Overview

Request Owner	Vanessa Carrera, Executive Assistant to City Manager
Department	City Manager
Type	Other
Project Number	20057

Description

The City Hall Campus Assessment will evaluate facility needs and explore concept plans to support City operations and enhance public services. The goal is to create a more modern, functional, and community-focused campus.

Capital Cost

FY2026 Budget	Total Budget (all years)	Project Total (to date)
$0	**$0**	**$150K**

FY2026 - Future Capital Cost Breakdown

G/L Account 1	$0	N/A

Capital Cost for Budgeted Years



G/L Account 1	$0	N/A

Detailed Breakdown

Category	FY2026 *Proposed*	Future	Total
G/L Account 1	$0	$0	$0
Total	**$0**	**$0**	**$0**

Funding Sources

FY2026 Budget	Total Budget (all years)	Project Total (to date)
$0	**$0**	**$150K**

FY2026 - Future Funding Sources Breakdown

540 - Government Facilities Fees	$0	N/A

Funding Sources for Budgeted Years



540 - Government Facilities Fees	$0	N/A

Detailed Breakdown

Category	FY2026 *Proposed*	Future	Total
540 - Government Facilities Fees	$0	$0	**$0**
Total	**$0**	**$0**	**$0**

CM - Downtown Revitalization - ARPA

Overview

Request Owner Lana McBroom, Budget Manager

Department City Manager

Type Capital Improvement

Project Number 25013

Description

ARPA-funded projects CIP 25013

25013	150,000	Mural Crosswalk
25013	89,361	Blighted Areas - Cleanup Blighted Areas
25013	50,000	Downtown Murals - Downtown Murals
25013	27,000	Giant Chairs - Giant Downtown Tourist Chairs
25013	100,000	Helicopter - Veteran Memorial Helicopter
25013	20,000	Landmark - Downtown Landmark
25013	300,000	Lighted Arch - Downtown Lighted Arch
25013	100,000	Mini Park - Downtown Playground & Sign

25013 *(continued from above)*	110.40.70.570-6280.01
25013	110.40.55.966-6400.22
25013	110.03.00.000-6400.01
25013	110.00.00.900-7000.32
25013	110.00.00.900-7000.32
25013	110.00.00.900-7000.32
25013	110.00.00.900-7000.32
25013	110.40.55.966-8300.06

Details

Type of Project: Other improvement

Capital Cost

FY2026 Budget	Total Budget (all years)	Project Total (to date)
$0	**$0**	**$836K**

FY2026 - Future Capital Cost Breakdown

Construction/Maintenance	$0	N/A
Design	$0	N/A
Land/Right-of-way	$0	N/A
Planning Account 1	$0	N/A
Planning Account 2	$0	N/A

Capital Cost for Budgeted Years



Construction/Maintenance	$0	N/A
Design	$0	N/A
Land/Right-of-way	$0	N/A
Planning Account 1	$0	N/A
Planning Account 2	$0	N/A

Detailed Breakdown

Category	FY2026 *Proposed*	Future	Total
Construction/Maintenance	$0	$0	**$0**
Land/Right-of-way	$0	$0	**$0**
Design	$0	$0	**$0**
Planning Account 2	$0	$0	**$0**
Planning Account 1	$0	$0	**$0**
Total	**$0**	**$0**	**$0**

Funding Sources

FY2026 Budget	Total Budget (all years)	Project Total
$0	**$0**	**$0**

FY2026 - Future Funding Sources Breakdown

110 - COVID Relief	$0	N/A

Funding Sources for Budgeted Years



110 - COVID Relief	$0	N/A

Detailed Breakdown

Category	FY2026 *Proposed*	Future	Total
110 - COVID Relief	$0	$0	**$0**
Total	**$0**	**$0**	**$0**

Navigation Center & Affordable Housing

Overview

Request Owner	Vielka Guarascio, Homeless & Housing Services Manager
Department	City Manager
Type	Capital Improvement
Project Number	24001

Description

The Navigation Center is a low-barrier facility providing wraparound services to support individuals experiencing homelessness. It will offer shelter beds for adult men and women, pathways to transitional housing, and connections to affordable housing opportunities. The center focuses on comprehensive support, including case management, mental health services, and employment assistance, to help individuals achieve stability and long-term housing solutions.

Capital Cost

FY2026 Budget
$0

Total Budget (all years)
$0

Project Total (to date)
$19.9M

FY2026 - Future Capital Cost Breakdown

G/L Account 1 **$0** N/A

Capital Cost for Budgeted Years



G/L Account 1 **$0** N/A

Detailed Breakdown

Category	FY2026 *Proposed*	Future	Total
G/L Account 1	$0	$0	**$0**
Total	**$0**	**$0**	**$0**

Funding Sources

FY2026 Budget	Total Budget (all years)	Project Total (to date)
$0	**$0**	**$19.9M**

FY2026 - Future Funding Sources Breakdown

126 - Navigation Center	$0	N/A
140 - CDBG	$0	N/A

Funding Sources for Budgeted Years



126 - Navigation Center	$0	N/A
140 - CDBG	$0	N/A

Detailed Breakdown

Category	FY2026 *Proposed*	Future	Total
140 - CDBG	$0	$0	**$0**
126 - Navigation Center	$0	$0	**$0**
Total	**$0**	**$0**	**$0**

Community Development

FY26 - FY30 Community Development Projects (including Future)

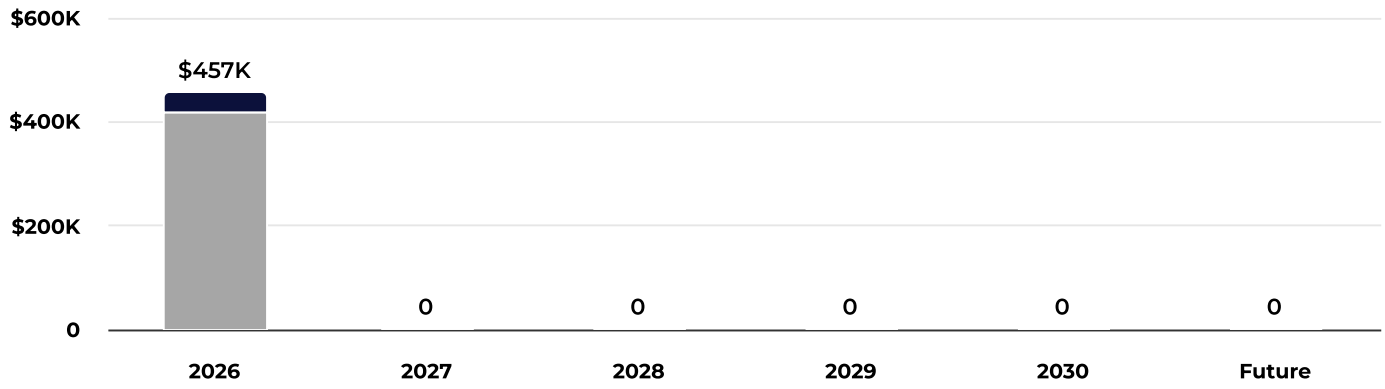

(1) Development Services Vehicle	$40,000	8.75%
Broadband Fiber Master Plan	$0	0.00%
Downtown Specific Plan	$0	0.00%
Family Entertainment Zone (FEZ)	$417,068	91.25%
General Plan Update & Zoning Code Conformity	$0	0.00%
New Permitting Software for Development Services	$0	0.00%
SB 2 Grant - Housing Facilitation Policies and Program Plan	$0	0.00%

Summary of Requests

Project No. / Category	FY2026	FY2027	FY2028	FY2029	FY2030	Future	Total
– (1) Development Services Vehicle	$40,000	$0	$0	$0	$0	$0	**$40,000**
23038 Broadband Fiber Master Plan	$0	$0	$0	$0	$0	$0	**$0**
24003 Downtown Specific Plan	$0	$0	$0	$0	$0	$0	**$0**
24002 Family Entertainment Zone (FEZ)	$417,068	$0	$0	$0	$0	$0	**$417,068**
16023 General Plan Update & Zoning Code Conformity	$0	$0	$0	$0	$0	$0	**$0**
22019 New Permitting Software for Development Services	$0	$0	$0	$0	$0	$0	**$0**
22059 SB 2 Grant - Housing Facilitation Policies	$0	$0	$0	$0	$0	$0	**$0**

Project No. / Category	FY2026	FY2027	FY2028	FY2029	FY2030	Future	Total
and Program Plan							
Total Summary of Requests	**$457,068**	**$0**	**$0**	**$0**	**$0**	**$0**	**$457,068**

(1) Development Services Vehicle

Overview

Request Owner	Kristy Smith, Administrative Assistant III
Department	Community Development
Type	Capital Equipment

Description

Purchase of a new Toyota RAV4 vehicle for department use.

- The current vehicle is a 2006 Pontiac that is nearing 20 years, is unreliable, and not good condition (multiple interior items in need of replacement) especially to be utilizing as a vehicle representative of the department and the City.

Details

New Purchase or Replacement: New

New or Used Vehicle: New Vehicle

Supplemental Attachments

New Rav4 Quote Email
Email Quote from Fleet for a new Rav4. Email reports showing total ongoing costs for DS fleet - noted average per vehicle.

Capital Cost

FY2026 Budget
$40K

Total Budget (all years)
$40K

Project Total
$40K

FY2026 - Future Capital Cost Breakdown

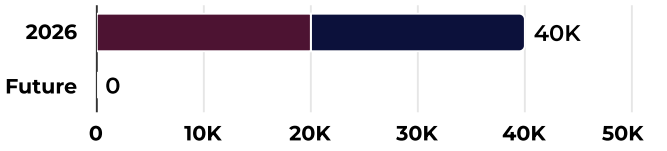

G/L Account 1	$20,000	50.00%
G/L Account 2	$20,000	50.00%

Capital Cost for Budgeted Years

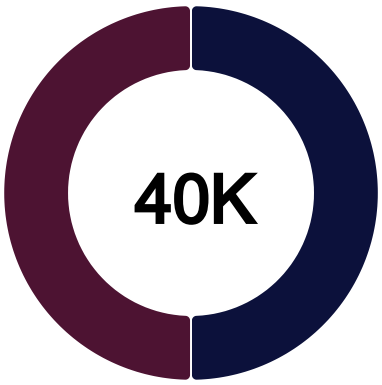

G/L Account 1	$20,000	50.00%
G/L Account 2	$20,000	50.00%

Detailed Breakdown

Category	FY2026 *Proposed*	Future	Total
G/L Account 2	$20,000	$0	**$20,000**
G/L Account 1	$20,000	$0	**$20,000**
Total	**$40,000**	**$0**	**$40,000**

Funding Sources

FY2026 Budget
$40K

Total Budget (all years)
$40K

Project Total
$40K

FY2026 - Future Funding Sources Breakdown

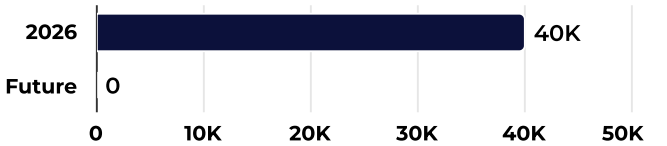

340 - Development Services	$40,000	100.00%

Funding Sources for Budgeted Years



340 - Development Services	$40,000	100.00%

Detailed Breakdown

Category	FY2026 *Proposed*	Future	Total
340 - Development Services	$40,000	$0	**$40,000**
Total	**$40,000**	**$0**	**$40,000**

Broadband Fiber Master Plan

Overview

Request Owner	Kristy Smith, Administrative Assistant III
Department	Community Development
Type	Other
Project Number	23038

Description

The Broadband Fiber Master Plan (funded by Local Area Technical Assistance (LATA) grant funding through the CPUC) is to determine the underserved areas of the city and create a plan to provide services to the residents and businesses in those areas. The successful implementation of this plan will lead to increased jobs, telehealth opportunities, provide valuable infrastructure to support remote work, and increase the competitive value of Manteca for business attraction.

Capital Cost

FY2026 Budget
$0

Total Budget (all years)
$0

Project Total (to date)
$101K

FY2026 - Future Capital Cost Breakdown

G/L Account 1 **$0** N/A

Capital Cost for Budgeted Years



G/L Account 1 **$0** N/A

Detailed Breakdown

Category	FY2026 *Proposed*	Future	Total
G/L Account 1	$0	$0	**$0**
Total	**$0**	**$0**	**$0**

Funding Sources

FY2026 Budget	Total Budget (all years)	Project Total (to date)
$0	**$0**	**$101K**

FY2026 - Future Funding Sources Breakdown

350 - Innovation and Technology	$0	N/A

Funding Sources for Budgeted Years



350 - Innovation and Technology	$0	N/A

Detailed Breakdown

Category	FY2026 *Proposed*	Future	Total
350 - Innovation and Technology	$0	$0	**$0**
Total	**$0**	**$0**	**$0**

Downtown Specific Plan

Overview

Request Owner	Kristy Smith, Administrative Assistant III
Department	Community Development
Type	Other
Project Number	24003

Description

The Downtown Specific Plan would integrate sustainability policies and recommendations into the City planning strategies for Downtown Manteca. It would help provide a unique vision for downtown Manteca to ensure continued growth and revitalization that benefits downtown residents and the larger community. The plan will provide sound policy and guidance on development, land use, transportation, economic development, housing, public spaces, and cultural arts.

Project was originally funded in FY24, but defunded in FY25. The project is moving forward in FY26.

Capital Cost

FY2026 Budget
$0

Total Budget (all years)
$0

Project Total (to date)
$1M

FY2026 - Future Capital Cost Breakdown

G/L Account 1 $0 N/A

Capital Cost for Budgeted Years



G/L Account 1 $0 N/A

Detailed Breakdown

Category	FY2026 *Proposed*	Future	Total
G/L Account 1	$0	$0	**$0**
Total	**$0**	**$0**	**$0**

Funding Sources

FY2026 Budget	Total Budget (all years)	Project Total (to date)
$0	**$0**	**$1M**

FY2026 - Future Funding Sources Breakdown

340 - Development Services	$0	N/A

Funding Sources for Budgeted Years



340 - Development Services	$0	N/A

Detailed Breakdown

Category	FY2026 *Proposed*	Future	Total
340 - Development Services	$0	$0	$0
Total	**$0**	**$0**	**$0**

Family Entertainment Zone (FEZ)

Overview

Request Owner	Kristy Smith, Administrative Assistant III
Department	Community Development
Type	Other
Project Number	24002

Description

Family Entertainment Zone (FEZ) Feasibility/Capacity Analysis, Fiscal Study, FEZ Master Plan Update, Marketing. (Previous project 20058 was unfunded for 3 years and closed out with no activity). In order to adequately plan for, implement, and develop the FEZ, additional work is needed to address market changes related to development. Additionally, a comprehensive marketing campaign will be essential to promoting the site as a premier development opportunity.

Capital Cost

FY2026 Budget
$417K

Total Budget (all years)
$417K

Project Total (to date)
$834K

FY2026 - Future Capital Cost Breakdown

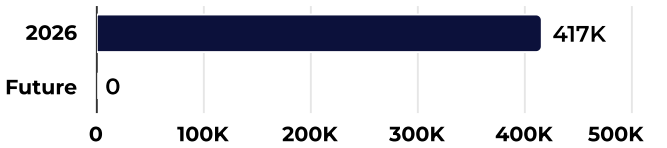

G/L Account 1 **$417,068** 100.00%

Capital Cost for Budgeted Years



G/L Account 1 **$417,068** 100.00%

Detailed Breakdown

Category	FY2026 *Proposed*	Future	Total
G/L Account 1	$417,068	$0	**$417,068**
Total	**$417,068**	**$0**	**$417,068**

Funding Sources

FY2026 Budget
$417K

Total Budget (all years)
$417K

Project Total (to date)
$834K

FY2026 - Future Funding Sources Breakdown

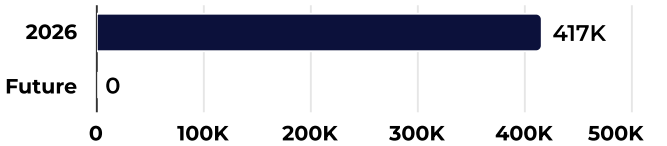

340 - Development Services **$417,068** 100.00%

Funding Sources for Budgeted Years



340 - Development Services **$417,068** 100.00%

Detailed Breakdown

Category	FY2026 *Proposed*	Future	Total
340 - Development Services	$417,068	$0	**$417,068**
Total	**$417,068**	**$0**	**$417,068**

General Plan Update & Zoning Code Conformity

Overview

Request Owner	Kristy Smith, Administrative Assistant III
Department	Community Development
Type	Other
Project Number	16023

Description

The General Plan should be updated about every 10 years. The last General Plan Update was completed in 2003. Manteca is overdue for this update. The Zoning Code Conformity should occur immediately following the General Plan Update. Conformity of Manteca's Zoning Code took ten years after the 2003 General Plan Update to complete. These two processes are being combined into a single contract to ensure a timely and efficient completion of long range planning and subsequent zoning implementation.

Capital Cost

FY2026 Budget
$0

Total Budget (all years)
$0

Project Total (to date)
$1.44M

FY2026 - Future Capital Cost Breakdown

G/L Account 1 **$0** N/A

Capital Cost for Budgeted Years



G/L Account 1 **$0** N/A

Detailed Breakdown

Category	FY2026 *Proposed*	Future	Total
G/L Account 1	$0	$0	**$0**
Total	**$0**	**$0**	**$0**

Funding Sources

FY2026 Budget	Total Budget (all years)	Project Total (to date)
$0	**$0**	**$1.44M**

FY2026 - Future Funding Sources Breakdown

340 - Development Services	$0	N/A

Funding Sources for Budgeted Years



340 - Development Services	$0	N/A

Detailed Breakdown

Category	FY2026 *Proposed*	Future	Total
340 - Development Services	$0	$0	$0
Total	**$0**	**$0**	**$0**

New Permitting Software for Development Services

Overview

Request Owner	Kristy Smith, Administrative Assistant III
Department	Community Development
Type	Capital Equipment
Project Number	22019

Description

A complete permitting software is being requested for Development Services that will replace the current software after selection through a formal RFP process. The desired software will allow for the removal of other software currently being used while increasing service to customers through GIS integration, plan check integration, more robust online permitting, and much more. Further, the goal is for integration with the City's current financial system to ensure functionality and compatibility remains. A previous RFP identified several vendors that would allow for these benefits to staff and customers through streamlining and ease of use.

Details

New Purchase or Replacement: New

Capital Cost

FY2026 Budget	Total Budget (all years)	Project Total (to date)
$0	**$0**	**$450K**

FY2026 - Future Capital Cost Breakdown

G/L Account 1	$0	N/A
G/L Account 2	$0	N/A

Capital Cost for Budgeted Years



G/L Account 1	$0	N/A
G/L Account 2	$0	N/A

Detailed Breakdown

Category	FY2026 *Proposed*	Future	Total
G/L Account 2	$0	$0	**$0**
G/L Account 1	$0	$0	**$0**
Total	**$0**	**$0**	**$0**

Funding Sources

FY2026 Budget	Total Budget (all years)	Project Total (to date)
$0	**$0**	**$450K**

FY2026 - Future Funding Sources Breakdown

340 - Development Services	$0	N/A

Funding Sources for Budgeted Years



340 - Development Services	$0	N/A

Detailed Breakdown

Category	FY2026 *Proposed*	Future	Total
340 - Development Services	$0	$0	$0
Total	**$0**	**$0**	**$0**

SB 2 Grant - Housing Facilitation Policies and Program Plan

Overview

Request Owner	Kristy Smith, Administrative Assistant III
Department	Community Development
Type	Other
Project Number	22059

Description

The SB 2 Grant is a funding program from the State intended to support the adoption and implementation of policies and programs that streamline housing production at the local level. The City has used the funds received to work with a consultant on the preparation of an update to the City's Zoning Code for consistency with State Law and to enhance opportunities to streamline the production of housing.

Capital Cost

FY2026 Budget
$0

Total Budget (all years)
$0

Project Total (to date)
$310K

FY2026 - Future Capital Cost Breakdown

G/L Account 1 $0 N/A

Capital Cost for Budgeted Years



G/L Account 1 $0 N/A

Detailed Breakdown

Category	FY2026 *Proposed*	Future	Total
G/L Account 1	$0	$0	$0
Total	**$0**	**$0**	**$0**

Funding Sources

FY2026 Budget	Total Budget (all years)	Project Total (to date)
$0	**$0**	**$310K**

FY2026 - Future Funding Sources Breakdown

340 - Development Services	$0	N/A

Funding Sources for Budgeted Years



340 - Development Services	$0	N/A

Detailed Breakdown

Category	FY2026 *Proposed*	Future	Total
340 - Development Services	$0	$0	$0
Total	**$0**	**$0**	**$0**

Engineering

FY26 - FY30 Engineering Projects (including Future)

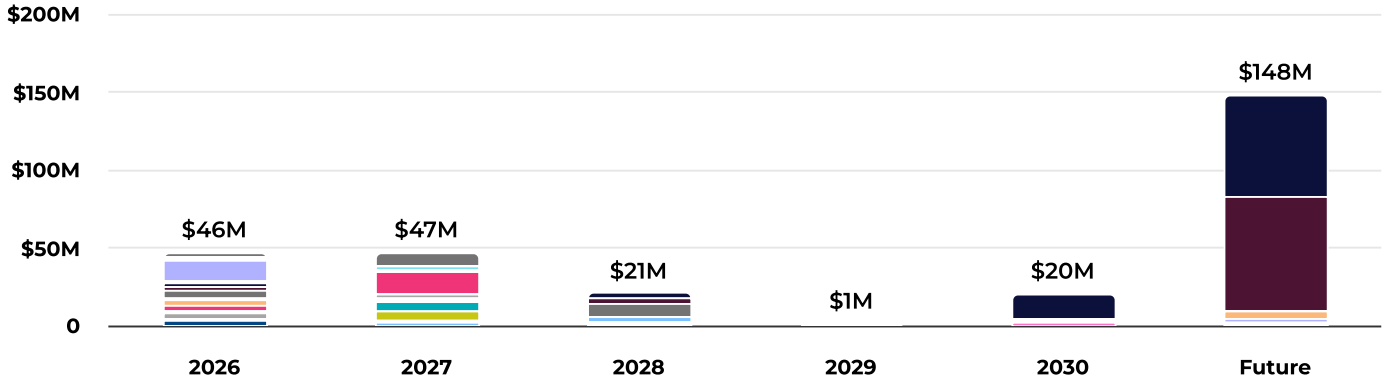

16041 - Water Master Plan & Rate Study	$0	0.00%
2024 Pavement Maintenance	$0	0.00%
2025 Pavement Maintenance Project	$2,500,000	0.88%
2025 PFIP Sewer, Water, Storm Drain & Transportation Update	$668,750	0.24%
2025 Urban Water Management Plan	$240,000	0.08%
99/120 IC - City Requested Improvements	$0	0.00%
Airport Way Widening Project	$2,000,000	0.71%
All-Way Stop Sign for Moffat Blvd and Powers Ave	$65,000	0.02%
Austin Road Resurfacing Project with County	$0	0.00%
Eng Link 22 (PFIP)	$13,000,000	4.59%
ENG Survey Equipment Replacement (GNSS)	$40,000	0.01%
Engineering Building Expansion	$220,000	0.08%
Engineering Construction Inspection Vehicle Replacement	$0	0.00%
French Camp Canal Master Study	$150,000	0.05%
Local Roadway Safety Plan	$0	0.00%
Main Street: Northgate Dr. to Alameda St	$0	0.00%
Main Street: Yosemite to Alameda St. Improvement	$0	0.00%
Nile Garden - Well 30 Construction	$1,000,000	0.35%
Nile Garden Well 30 Project - City Installed Pipeline	$0	0.00%
Retroreflective Traffic Sign Project HSIPL 5242-033	$0	0.00%
S. McKinley Avenue Southernly Improvement	$0	0.00%

Safe Route to Schools	$0	0.00%
Sewer Master Plan & Rate Study	$0	0.00%
SR 120/McKinley Interchange	$0	0.00%
SR120/Airport DDI	$87,300,000	30.81%
SR120/Main DDI	$78,500,000	27.70%
Storm Drain Zone 36 & 39 Backbone Design	$23,075,000	8.14%
Stormwater Master Plan Update	$1,000,000	0.35%
Traffic Signal Update HSIPL 5242(034)	$0	0.00%
UPRR Crossing at Moffat & Industrial	$0	0.00%
Water & Sewer Pipe Installation at Corwin & Suess	$0	0.00%
WCS-06 Central Union Rd Trunk Extension	$0	0.00%
WCS-28 Oak (Main to Willow)	$98,000	0.03%
WCS-29 Sequoia Ave (Oregon to Alley North of Nevada)	$53,000	0.02%
WCS-30 Tidewater Bike Path (Sandalwood to Louise)	$348,000	0.12%
WCS-31 Walnut (Alley North of Nevada to the UPRR)	$279,000	0.10%
WCS-32 St Dominic (North of Yosemite to Golf Course)	$29,000	0.01%
Well 29 TCP Treatment Design	$0	0.00%
WMP 3 Pipe Replace/Upsize: Walnut/Almond - Center/Yosemite	$1,597,000	0.56%
WMP 4 Pipe Replace/Upsize: Yosemite/Oregon-Locust/Sequoia	$1,820,000	0.64%
WMP 5 Pipe Replace/Upsize: Alameda/North-Acacia/Lincoln	$3,282,000	1.16%
WMP 6 Pipe Replace/Upsize: Marin/Moffat-Lassen/Powers	$1,004,000	0.35%
WMP 7 Pipe Replace/Upsize: Parks/Vine - Stockton/Wetmore	$0	0.00%
WMP 8 Pipe Replace/Upsize: Garfield (Yosemite to Moffat)	$1,200,000	0.42%
WMP 9 Pipe Replace/Upsize: South/Lupton - Park/Main	$1,323,000	0.47%
WQCF - Dewatering (Centrifuge) Unit No. 3	$7,600,000	2.68%
WQCF - Sludge Thickener (DAF) Unit No. 3	$18,400,000	6.49%
WQCF- 22 Install New Waste Heat Radiator	$198,000	0.07%
WQCF-01 WAS (Waste Activated Sludge) Pump Replacement	$0	0.00%
WQCF-02 RAS (Return Activated Sludge) Pump Replacements	$0	0.00%

WQCF-03: Flow Split Repair - North Plant	$1,885,000	0.67%
WQCF-03: IMLR Pump Replacement - Both Plants	$4,460,000	1.57%
WQCF-03: Process Aeration Control - Both Plants	$2,925,000	1.03%
WQCF-03: Zone B Mixing System - Both Plants	$4,865,000	1.72%
WQCF-04 Side Stream Treatment	$7,635,000	2.69%
WQCF-10 I&E Switchgear PLC Upgrades	$127,000	0.04%
WQCF-14 UV Disinfection System Upgrade CIP 25004	$5,800,000	2.05%
WQCF-16 Replace Secondary Effluent Equalization Pond Liner	$2,101,000	0.74%
WQCF-17 Headworks Screen No. 3	$900,000	0.32%
WQCF-18 FOG Receiving Station Screening System	$200,000	0.07%
WQCF-19 Bulk Ferric Chloride Solution Tanks	$351,000	0.12%
WQCF-20 Digester No. 1 and 2 Overflow Boxes	$706,000	0.25%
WQCF-21 Digester Pressure Relief Valves Platform & Handrailing	$205,000	0.07%
WQCF-7 I&E Core SCADA System	$1,127,000	0.40%
WQCF-8 I&E Remote Site PLC Upgrade	$1,727,000	0.61%
WQCF-9 I&E PLC and OIT Replacement	$1,374,000	0.48%
Yosemite Ave: Walnut to Main St.	$0	0.00%

Summary of Requests

Project No. / Category	FY2026	FY2027	FY2028	FY2029	FY2030	Future	Total
22041 16041 - Water Master Plan & Rate Study	$0	$0	$0	$0	$0	$0	**$0**
24110 2024 Pavement Maintenance	$0	$0	$0	$0	$0	$0	**$0**
– 2025 Pavement Maintenance Project	$2,500,000	$0	$0	$0	$0	$0	**$2,500,000**
19005 2025 PFIP Sewer, Water, Storm Drain & Transportation Update	$668,750	$0	$0	$0	$0	$0	**$668,750**
– 2025 Urban Water Management Plan	$240,000	$0	$0	$0	$0	$0	**$240,000**
24070 99/120 IC - City Requested Improvements	$0	$0	$0	$0	$0	$0	**$0**

Project No. / Category	FY2026	FY2027	FY2028	FY2029	FY2030	Future	Total
11027 Airport Way Widening Project	$2,000,000	$0	$0	$0	$0	$0	**$2,000,000**
– All-Way Stop Sign for Moffat Blvd and Powers Ave	$65,000	$0	$0	$0	$0	$0	**$65,000**
23037 Austin Road Resurfacing Project with County	$0	$0	$0	$0	$0	$0	**$0**
– Eng Link 22 (PFIP)	$13,000,000	$0	$0	$0	$0	$0	**$13,000,000**
– ENG Survey Equipment Replacement (GNSS)	$40,000	$0	$0	$0	$0	$0	**$40,000**
– Engineering Building Expansion	$220,000	$0	$0	$0	$0	$0	**$220,000**
23035 Engineering Construction Inspection Vehicle Replacement	$0	$0	$0	$0	$0	$0	**$0**
18056 French Camp Canal Master Study	$150,000	$0	$0	$0	$0	$0	**$150,000**
22037 Local Roadway Safety Plan	$0	$0	$0	$0	$0	$0	**$0**
20005 Main Street: Northgate Dr. to Alameda St	$0	$0	$0	$0	$0	$0	**$0**
17063 Main Street: Yosemite to Alameda St. Improvement	$0	$0	$0	$0	$0	$0	**$0**
21034 Nile Garden - Well 30 Construction	$1,000,000	$0	$0	$0	$0	$0	**$1,000,000**
21026 Nile Garden Well 30 Project - City Installed Pipeline	$0	$0	$0	$0	$0	$0	**$0**
16027 Retroreflective Traffic Sign Project HSIPL 5242-033	$0	$0	$0	$0	$0	$0	**$0**
19066 S. McKinley Avenue Southernly Improvement	$0	$0	$0	$0	$0	$0	**$0**
23006 Safe Route to Schools	$0	$0	$0	$0	$0	$0	**$0**
22040	$0	$0	$0	$0	$0	$0	**$0**

Project No. / Category	FY2026	FY2027	FY2028	FY2029	FY2030	Future	Total
Sewer Master Plan & Rate Study							
11034	$0	$0	$0	$0	$0	$0	**$0**
SR 120/McKinley Interchange							
23031	$1,950,000	$0	$3,400,000	$0	$16,390,000	$65,560,000	**$87,300,000**
SR120/Airport DDI							
23032	$1,950,000	$0	$3,400,000	$0	$0	$73,150,000	**$78,500,000**
SR120/Main DDI							
20004	$4,875,000	$9,100,000	$9,100,000	$0	$0	$0	**$23,075,000**
Storm Drain Zone 36 & 39 Backbone Design							
—	$1,000,000	$0	$0	$0	$0	$0	**$1,000,000**
Stormwater Master Plan Update							
17058	$0	$0	$0	$0	$0	$0	**$0**
Traffic Signal Update HSIPL 5242(034)							
23007	$0	$0	$0	$0	$0	$0	**$0**
UPRR Crossing at Moffat & Industrial							
23008	$0	$0	$0	$0	$0	$0	**$0**
Water & Sewer Pipe Installation at Corwin & Suess							
24004	$0	$0	$0	$0	$0	$0	**$0**
WCS-06 Central Union Rd Trunk Extension							
—	$0	$0	$0	$0	$0	$98,000	**$98,000**
WCS-28 Oak (Main to Willow)							
—	$0	$0	$0	$0	$0	$53,000	**$53,000**
WCS-29 Sequoia Ave (Oregon to Alley North of Nevada)							
—	$0	$0	$0	$0	$0	$348,000	**$348,000**
WCS-30 Tidewater Bike Path (Sandalwood to Louise)							
—	$0	$0	$0	$0	$0	$279,000	**$279,000**
WCS-31 Walnut (Alley North of Nevada to the UPRR)							
—	$29,000	$0	$0	$0	$0	$0	**$29,000**
WCS-32 St Dominic (North of Yosemite to Golf Course)							
22058	$0	$0	$0	$0	$0	$0	**$0**
Well 29 TCP Treatment Design							
—	$0	$1,597,000	$0	$0	$0	$0	**$1,597,000**
WMP 3 Pipe Replace/Upsize: Walnut/Almond - Center/Yosemite							

Project No. / Category	FY2026	FY2027	FY2028	FY2029	FY2030	Future	Total
– WMP 4 Pipe Replace/Upsize: Yosemite/Oregon-Locust/Sequoia	$0	$1,820,000	$0	$0	$0	$0	**$1,820,000**
– WMP 5 Pipe Replace/Upsize: Alameda/North-Acacia/Lincoln	$0	$0	$3,282,000	$0	$0	$0	**$3,282,000**
– WMP 6 Pipe Replace/Upsize: Marin/Moffat-Lassen/Powers	$0	$0	$0	$1,004,000	$0	$0	**$1,004,000**
– WMP 7 Pipe Replace/Upsize: Parks/Vine - Stockton/Wetmore	$0	$0	$0	$0	$0	$0	**$0**
– WMP 8 Pipe Replace/Upsize: Garfield (Yosemite to Moffat)	$0	$0	$0	$0	$1,200,000	$0	**$1,200,000**
– WMP 9 Pipe Replace/Upsize: South/Lupton - Park/Main	$0	$0	$0	$0	$1,323,000	$0	**$1,323,000**
24006 WQCF - Dewatering (Centrifuge) Unit No. 3	$3,800,000	$0	$0	$0	$0	$3,800,000	**$7,600,000**
24007 WQCF - Sludge Thickener (DAF) Unit No. 3	$4,400,000	$14,000,000	$0	$0	$0	$0	**$18,400,000**
– WQCF- 22 Install New Waste Heat Radiator	$0	$0	$0	$0	$0	$198,000	**$198,000**
22063 WQCF-01 WAS (Waste Activated Sludge) Pump Replacement	$0	$0	$0	$0	$0	$0	**$0**
22061 WQCF-02 RAS (Return Activated Sludge) Pump Replacements	$0	$0	$0	$0	$0	$0	**$0**
23002 WQCF-03: Flow Split Repair - North Plant	$1,145,000	$740,000	$0	$0	$0	$0	**$1,885,000**
23003 WQCF-03: IMLR Pump Replacement - Both Plants	$2,715,000	$1,745,000	$0	$0	$0	$0	**$4,460,000**
23004	$1,780,000	$1,145,000	$0	$0	$0	$0	**$2,925,000**

Project No. / Category	FY2026	FY2027	FY2028	FY2029	FY2030	Future	Total
WQCF-03: Process Aeration Control - Both Plants							
23005	$2,960,000	$1,905,000	$0	$0	$0	$0	**$4,865,000**
WQCF-03: Zone B Mixing System - Both Plants							
25005	$0	$6,000,000	$1,635,000	$0	$0	$0	**$7,635,000**
WQCF-04 Side Stream Treatment							
—	$0	$0	$127,000	$0	$0	$0	**$127,000**
WQCF-10 I&E Switchgear PLC Upgrades							
25004	$0	$5,800,000	$0	$0	$0	$0	**$5,800,000**
WQCF-14 UV Disinfection System Upgrade CIP 25004							
—	$0	$0	$0	$0	$0	$2,101,000	**$2,101,000**
WQCF-16 Replace Secondary Effluent Equalization Pond Liner							
—	$0	$0	$0	$0	$0	$900,000	**$900,000**
WQCF-17 Headworks Screen No. 3							
—	$0	$0	$0	$0	$0	$200,000	**$200,000**
WQCF-18 FOG Receiving Station Screening System							
—	$0	$0	$0	$0	$0	$351,000	**$351,000**
WQCF-19 Bulk Ferric Chloride Solution Tanks							
—	$0	$0	$0	$0	$0	$706,000	**$706,000**
WQCF-20 Digester No. 1 and 2 Overflow Boxes							
—	$0	$0	$0	$0	$0	$205,000	**$205,000**
WQCF-21 Digester Pressure Relief Valves Platform & Handrailing							
—	$0	$1,127,000	$0	$0	$0	$0	**$1,127,000**
WQCF-7 I&E Core SCADA System							
—	$0	$1,727,000	$0	$0	$0	$0	**$1,727,000**
WQCF-8 I&E Remote Site PLC Upgrade							
—	$0	$0	$0	$0	$1,374,000	$0	**$1,374,000**
WQCF-9 I&E PLC and OIT Replacement							
20006	$0	$0	$0	$0	$0	$0	**$0**
Yosemite Ave: Walnut to Main St.							
Total Summary of Requests	**$46,487,750**	**$46,706,000**	**$20,944,000**	**$1,004,000**	**$20,287,000**	**$147,949,000**	**$283,377,750**

16041 - Water Master Plan & Rate Study

Overview

Request Owner	Carrie Whitney, Management Analyst
Department	Engineering
Type	Other
Project Number	22041

Description

A water master plan evaluates the City's water utilities considering the existing infrastructure conditions, water supply availability, water quality requirements, and future growth. This project includes an Interim Rate Study to determine water rates in the short term and a Final Rate Study once the Water Master Plan is completed. Additional studies include a hydraulic water model, and other studies to identify potential groundwater storage alternatives. The City's current water master plan was completed in 2005 and the water rate study was completed in 2008. Updated plans are needed to reflect new and future development, comply with new water regulations for groundwater, and determine the need for other facilities like additional well sites.

Capital Cost

FY2026 Budget
$0

Total Budget (all years)
$0

Project Total (to date)
$2.45M

FY2026 - Future Capital Cost Breakdown

G/L Account 1 **$0** N/A

Capital Cost for Budgeted Years



G/L Account 1 **$0** N/A

Detailed Breakdown

Category	FY2026 *Proposed*	Future	Total
G/L Account 1	$0	$0	**$0**
Total	**$0**	**$0**	**$0**

Funding Sources

FY2026 Budget	Total Budget (all years)	Project Total (to date)
$0	**$0**	**$2.45M**

FY2026 - Future Funding Sources Breakdown

690 - Water Improvement $0 N/A

Funding Sources for Budgeted Years



690 - Water Improvement $0 N/A

Detailed Breakdown

Category	FY2026 *Proposed*	Future	Total
690 - Water Improvement	$0	$0	**$0**
Total	**$0**	**$0**	**$0**

Operational Costs

FY2026 Budget
$0

Total Budget (all years)
$0

Project Total
$0

FY2026 - Future Operational Costs Breakdown



Operational Cost 1 **$0** N/A

Operational Costs for Budgeted Years



Operational Cost 1 **$0** N/A

Detailed Breakdown

Category	FY2026 *Proposed*	FY2027 *Proposed*	FY2028 *Proposed*	FY2029 *Proposed*	Future	Total
Operational Cost 1	$0	$0	$0	$0	$0	**$0**
Total	**$0**	**$0**	**$0**	**$0**	**$0**	**$0**

2025 Pavement Maintenance Project

Overview

Request Owner	Alfredo Mijango, Assistant Engineer
Department	Engineering
Type	Capital Improvement

Project Location

Description

The 2025 Pavement Maintenance Program (PMP) project includes the streets within the project boundary east of Highway 99. The project may include micro-surfacing, cape seal, dig-out repairs, crack seal and new road striping. The maintenance objective is to protect the asphalt cement and extend the life of the road.

Location Area: East HW 99

Capital Cost

FY2026 Budget	Total Budget (all years)	Project Total
$2.5M	**$2.5M**	**$2.5M**

FY2026 - Future Capital Cost Breakdown

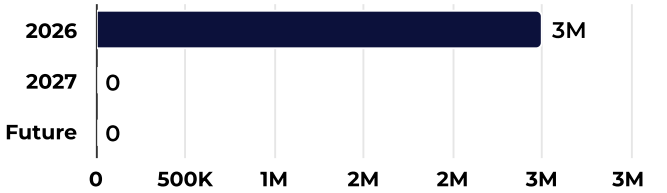

G/L Account 1 **$2,500,000** 100.00%

Capital Cost for Budgeted Years



G/L Account 1 **$2,500,000** 100.00%

Detailed Breakdown

Category	FY2026 *Proposed*	FY2027 *Proposed*	Future	Total
G/L Account 1	$2,500,000	$0	$0	**$2,500,000**
Total	**$2,500,000**	**$0**	**$0**	**$2,500,000**

Funding Sources

FY2026 Budget
$2.5M

Total Budget (all years)
$2.5M

Project Total
$2.5M

FY2026 - Future Funding Sources Breakdown

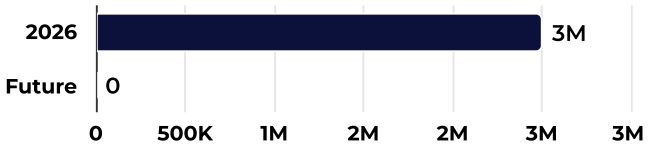

425 - Gas Tax/Street Improvement SB1	$2,500,000	100.00%

Funding Sources for Budgeted Years



425 - Gas Tax/Street Improvement SB1	$2,500,000	100.00%

Detailed Breakdown

Category	FY2026 *Proposed*	Future	Total
425 - Gas Tax/Street Improvement SB1	$2,500,000	$0	$2,500,000
Total	**$2,500,000**	**$0**	**$2,500,000**

2025 PFIP Sewer, Water, Storm Drain & Transportation Update

Overview

Request Owner	Carrie Whitney, Management Analyst
Department	Engineering
Type	Capital Improvement
Project Number	19005
Estimated Start Date	01/1/1970
Estimated Completion Date	01/1/1970

Description

The 2018 PFIP Sewer, Water & Storm Drain Update was changed to be a new Public Facilities Infrastructure Plan (PFIP) for 2025. It includes past deficiencies such as utility pole relocation costs as well as several newly identified PFIP infrastructure improvements.

Details

Type of Project: 0

Capital Cost

FY2026 Budget
$669K

Total Budget (all years)
$669K

Project Total (to date)
$1.11M

FY2026 - Future Capital Cost Breakdown

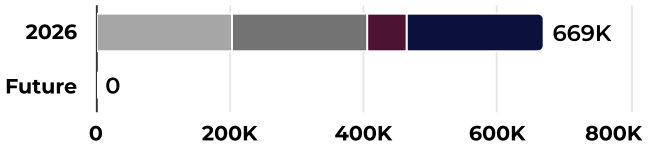

G/L Account 1	$203,338	30.41%
G/L Account 2	$58,736	8.78%
G/L Account 3	$203,338	30.41%
G/L Account 4	$203,338	30.41%

Capital Cost for Budgeted Years

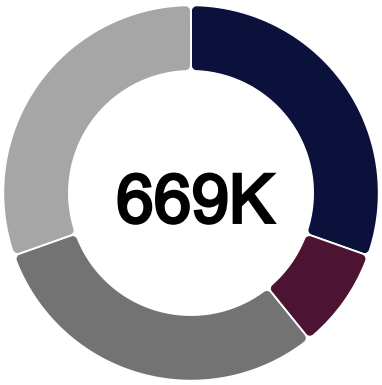

G/L Account 1	$203,338	30.41%
G/L Account 2	$58,736	8.78%
G/L Account 3	$203,338	30.41%
G/L Account 4	$203,338	30.41%

Detailed Breakdown

Category	FY2026 *Proposed*	Future	Total
G/L Account 4	$203,338	$0	**$203,338**
G/L Account 3	$203,338	$0	**$203,338**
G/L Account 1	$203,338	$0	**$203,338**
G/L Account 2	$58,736	$0	**$58,736**
Total	**$668,750**	**$0**	**$668,750**

Funding Sources

FY2026 Budget
$669K

Total Budget (all years)
$669K

Project Total (to date)
$1.11M

FY2026 - Future Funding Sources Breakdown

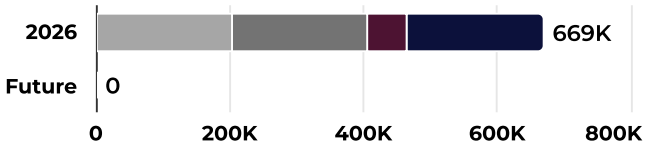

580 - PFIP Drainage	$203,338	30.41%
590 - PFIP Transportation	$58,736	8.78%
630 - PFIP Sewer	$203,338	30.41%
700 - PFIP Water	$203,338	30.41%

Funding Sources for Budgeted Years

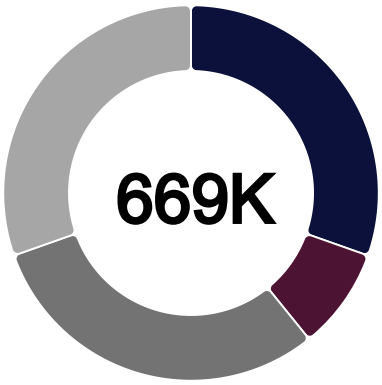

580 - PFIP Drainage	$203,338	30.41%
590 - PFIP Transportation	$58,736	8.78%
630 - PFIP Sewer	$203,338	30.41%
700 - PFIP Water	$203,338	30.41%

Detailed Breakdown

Category	FY2026 *Proposed*	Future	Total
700 - PFIP Water	$203,338	$0	**$203,338**
630 - PFIP Sewer	$203,338	$0	**$203,338**
580 - PFIP Drainage	$203,338	$0	**$203,338**
590 - PFIP Transportation	$58,736	$0	**$58,736**
Total	**$668,750**	**$0**	**$668,750**

2025 Urban Water Management Plan

Overview

Request Owner Carrie Whitney, Management Analyst

Department Engineering

Type Other

Description

2025 Urban Water Management Plan Update.

This capital project involves the development and submission of the 2025 Urban Water Management Plan (UWMP) in compliance with state requirements. The plan will assess current and projected water demands, supply reliability, conservation efforts, and climate change impacts through 2045. The scope includes data analysis, stakeholder engagement, coordination with regional agencies, and preparation of the final UWMP for adoption and submittal to the California Department of Water Resources (DWR).

Capital Cost

FY2026 Budget
$240K

Total Budget (all years)
$240K

Project Total
$240K

FY2026 - Future Capital Cost Breakdown

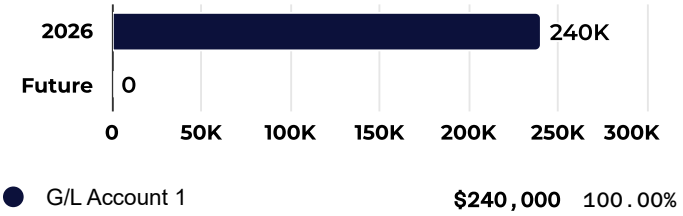

Capital Cost for Budgeted Years

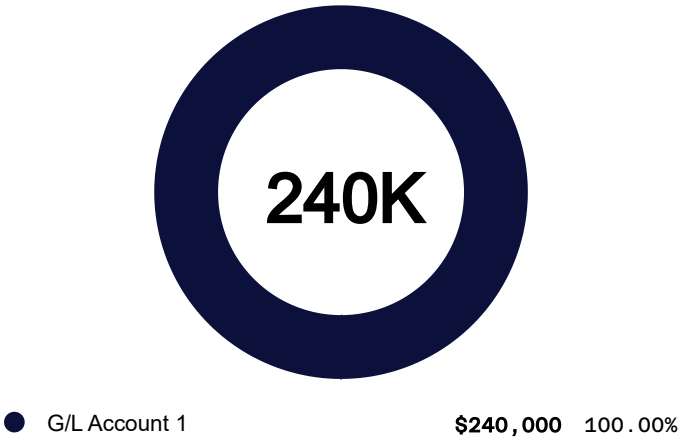

Detailed Breakdown

Category	FY2026 *Proposed*	Future	Total
G/L Account 1	$240,000	$0	**$240,000**
Total	**$240,000**	**$0**	**$240,000**

Funding Sources

FY2026 Budget
$240K

Total Budget (all years)
$240K

Project Total
$240K

FY2026 - Future Funding Sources Breakdown

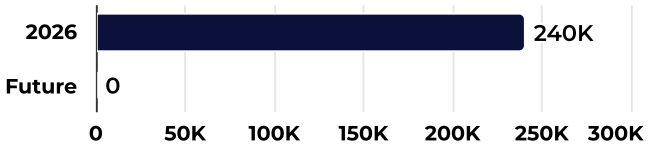

680 - Water O&M	$240,000	100.00%

Funding Sources for Budgeted Years

680 - Water O&M	$240,000	100.00%

Detailed Breakdown

Category	FY2026 *Proposed*	Future	Total
680 - Water O&M	$240,000	$0	**$240,000**
Total	**$240,000**	**$0**	**$240,000**

99/120 IC - City Requested Improvements

Overview

Request Owner	Carrie Whitney, Management Analyst
Department	Engineering
Type	Capital Improvement
Project Number	24070
Estimated Start Date	02/6/2025
Estimated Completion Date	01/1/1970

Project Location

Description

99/120 Interchange - City requested improvements, including Woodward Sewer Line extension, Phase 1A (between Moffat and Atherton).

Details

Type of Project: 0

Capital Cost

FY2026 Budget	Total Budget (all years)	Project Total (to date)
$0	**$0**	**$600K**

FY2026 - Future Capital Cost Breakdown

G/L Account 1	$0	N/A

Capital Cost for Budgeted Years



G/L Account 1	$0	N/A

Detailed Breakdown

Category	FY2026 *Proposed*	Future	Total
G/L Account 1	$0	$0	**$0**
Total	**$0**	**$0**	**$0**

Funding Sources

FY2026 Budget	Total Budget (all years)	Project Total (to date)
$0	**$0**	**$600K**

FY2026 - Future Funding Sources Breakdown

630 - PFIP Sewer	$0	N/A

Funding Sources for Budgeted Years



630 - PFIP Sewer	$0	N/A

Detailed Breakdown

Category	FY2026 *Proposed*	Future	Total
630 - PFIP Sewer	$0	$0	**$0**
Total	**$0**	**$0**	**$0**

All-Way Stop Sign for Moffat Blvd and Powers Ave

Overview

Request Owner	Beshoy Demyan, Senior Engineer
Department	Engineering
Type	Capital Improvement
Estimated Start Date	07/1/2025
Estimated Completion Date	05/31/2026

Project Location

Description

Per Consultant study and recommendation, installing the all-way stop sign and upgrading the striping and bike lane at the intersection of Moffat Blvd and Powers Ave is required. The proposed alley sign must be solar with flashing red mounted on Type 1-A pole. Two new streetlights are to be added at the intersection.

Capital Cost

FY2026 Budget
$65K

Total Budget (all years)
$65K

Project Total
$65K

FY2026 - Future Capital Cost Breakdown

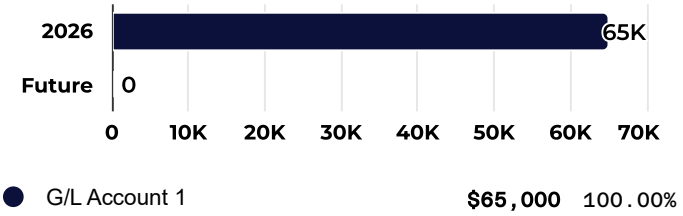

Capital Cost for Budgeted Years

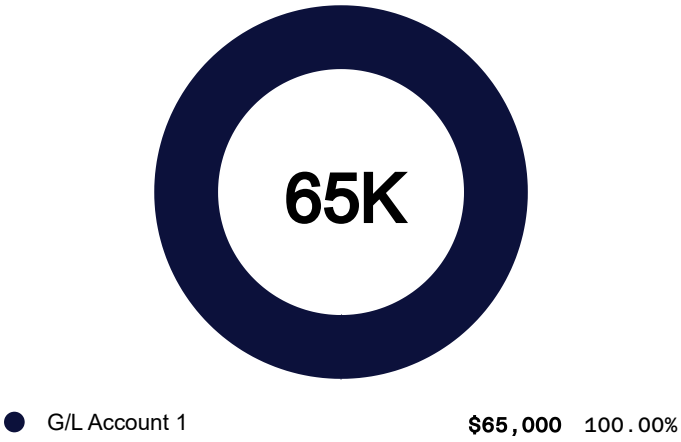

Detailed Breakdown

Category	FY2026 *Proposed*	Future	Total
G/L Account 1	$65,000	$0	**$65,000**
Total	**$65,000**	**$0**	**$65,000**

Funding Sources

FY2026 Budget	Total Budget (all years)	Project Total
$65K	**$65K**	**$65K**

FY2026 - Future Funding Sources Breakdown

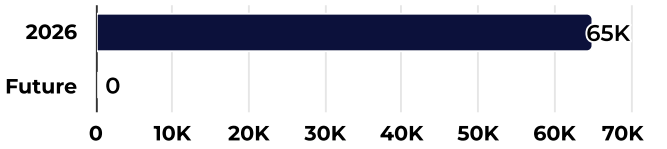

460 - TDA Local Transportation	$65,000	100.00%

Funding Sources for Budgeted Years



460 - TDA Local Transportation	$65,000	100.00%

Detailed Breakdown

Category	FY2026 *Proposed*	Future	Total
460 - TDA Local Transportation	$65,000	$0	**$65,000**
Total	**$65,000**	**$0**	**$65,000**

Eng Link 22 (PFIP)

Overview

Request Owner Carrie Whitney, Management Analyst

Department Engineering

Type Capital Improvement

Description

Installation of 4,050 linear feet of 36” gravity sanitary sewer pipe in Woodward Avenue to close an existing gap in the City’s South Manteca Trunk Sewer Main.

Details

Type of Project: Other improvement

Capital Cost

FY2026 Budget
$13M

Total Budget (all years)
$13M

Project Total
$13M

FY2026 - Future Capital Cost Breakdown

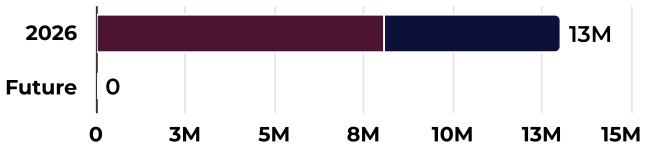

Design	$4,900,000	37.69%
Planning Account 2	$8,100,000	62.31%

Capital Cost for Budgeted Years

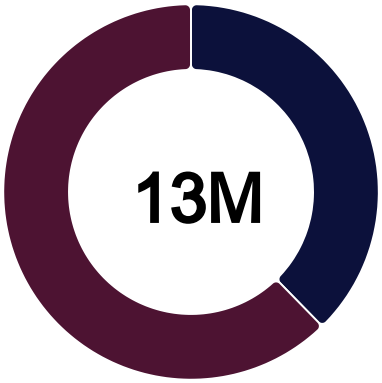

Design	$4,900,000	37.69%
Planning Account 2	$8,100,000	62.31%

Detailed Breakdown

Category	FY2026 *Proposed*	Future	Total
Planning Account 2	$8,100,000	$0	**$8,100,000**
Design	$4,900,000	$0	**$4,900,000**
Total	**$13,000,000**	**$0**	**$13,000,000**

Funding Sources

FY2026 Budget
$13M

Total Budget (all years)
$13M

Project Total
$13M

FY2026 - Future Funding Sources Breakdown

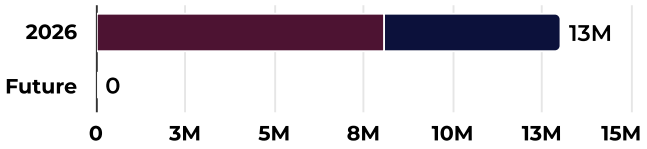

590 - PFIP Transportation	$4,900,000	37.69%
630 - PFIP Sewer	$8,100,000	62.31%

Funding Sources for Budgeted Years

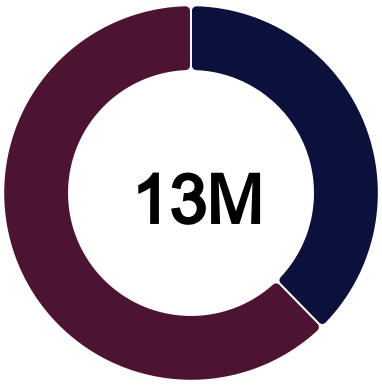

590 - PFIP Transportation	$4,900,000	37.69%
630 - PFIP Sewer	$8,100,000	62.31%

Detailed Breakdown

Category	FY2026 *Proposed*	Future	Total
630 - PFIP Sewer	$8,100,000	$0	$8,100,000
590 - PFIP Transportation	$4,900,000	$0	$4,900,000
Total	**$13,000,000**	**$0**	**$13,000,000**

ENG Survey Equipment Replacement (GNSS)

Overview

Request Owner Carrie Whitney, Management Analyst

Department Engineering

Type Capital Equipment

Description

Replace aging survey equipment (GNSS system).

This capital project involves the replacement of outdated Global Navigation Satellite System (GNSS) survey equipment with modern, high-precision units. The new equipment will enhance accuracy, efficiency, and reliability for field surveying and geospatial data collection. The scope includes procurement of GNSS receivers, data collectors, accessories, and associated training to support improved operational capabilities.

Details

New/Replacement: Replacement

Useful Life: 10 or more years

Capital Cost

FY2026 Budget
$40K

Total Budget (all years)
$40K

Project Total
$40K

FY2026 - Future Capital Cost Breakdown

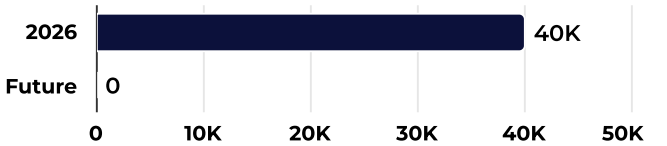

G/L Account 1	$40,000	100.00%

Capital Cost for Budgeted Years



G/L Account 1	$40,000	100.00%

Detailed Breakdown

Category	FY2026 *Proposed*	Future	Total
G/L Account 1	$40,000	$0	**$40,000**
Total	**$40,000**	**$0**	**$40,000**

Funding Sources

FY2026 Budget
$40K

Total Budget (all years)
$40K

Project Total
$40K

FY2026 - Future Funding Sources Breakdown

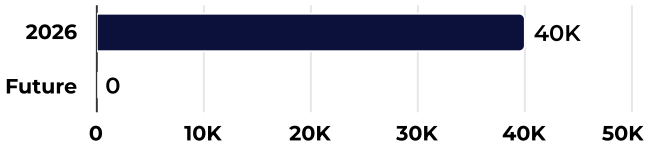

810 - Engineering	$40,000	100.00%

Funding Sources for Budgeted Years



810 - Engineering	$40,000	100.00%

Detailed Breakdown

Category	FY2026 *Proposed*	Future	Total
810 - Engineering	$40,000	$0	**$40,000**
Total	**$40,000**	**$0**	**$40,000**

Engineering Building Expansion

Overview

Request Owner	Carrie Whitney, Management Analyst
Department	Engineering
Type	Capital Improvement
Estimated Start Date	07/1/2025

Project Location

Description

The Engineering Building Expansion project involves the annexation and renovation of the North Wing, previously designated as the Recreation area, to accommodate the growing needs of the Engineering Department. This expansion aims to provide additional office space, collaborative work areas, and support facilities for new and existing staff. Project will include the transformation of the former recreation space into modern office space, furniture, IT system support, and flexible workspaces for City staff.

Capital Cost

FY2026 Budget
$220K

Total Budget (all years)
$220K

Project Total (to date)
$300K

FY2026 - Future Capital Cost Breakdown

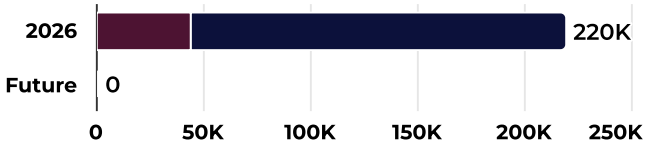

G/L Account 1	$176,000	80.00%
G/L Account 2	$44,000	20.00%

Capital Cost for Budgeted Years

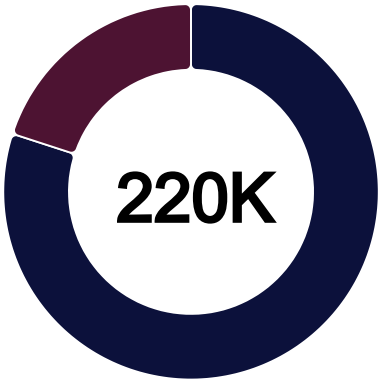

G/L Account 1	$176,000	80.00%
G/L Account 2	$44,000	20.00%

Detailed Breakdown

Category	FY2026 *Proposed*	Future	Total
G/L Account 1	$176,000	$0	**$176,000**
G/L Account 2	$44,000	$0	**$44,000**
Total	**$220,000**	**$0**	**$220,000**

Funding Sources

FY2026 Budget
$220K

Total Budget (all years)
$220K

Project Total
$220K

FY2026 - Future Funding Sources Breakdown

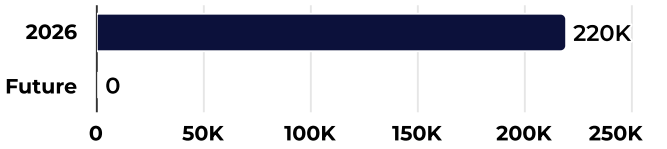

810 - Engineering	$220,000	100.00%

Funding Sources for Budgeted Years

810 - Engineering	$220,000	100.00%

Detailed Breakdown

Category	FY2026 *Proposed*	Future	Total
810 - Engineering	$220,000	$0	**$220,000**
Total	**$220,000**	**$0**	**$220,000**

Engineering Construction Inspection Vehicle Replacement

Overview

Request Owner	Carrie Whitney, Management Analyst
Department	Engineering
Type	Capital Equipment
Project Number	23035

Description

Purchase an Engineering Construction Inspection replacement vehicle.

Details

New Purchase or Replacement: New

New or Used Vehicle: 44909

Capital Cost

FY2026 Budget
$0

Total Budget (all years)
$0

Project Total (to date)
$45K

FY2026 - Future Capital Cost Breakdown

G/L Account 1 $0 N/A

Capital Cost for Budgeted Years



G/L Account 1 $0 N/A

Detailed Breakdown

Category	FY2026 *Proposed*	Future	Total
G/L Account 1	$0	$0	**$0**
Total	**$0**	**$0**	**$0**

Funding Sources

FY2026 Budget	Total Budget (all years)	Project Total (to date)
$0	**$0**	**$45K**

FY2026 - Future Funding Sources Breakdown

820 - Vehicles $0 N/A

Funding Sources for Budgeted Years



820 - Vehicles $0 N/A

Detailed Breakdown

Category	FY2026 *Proposed*	Future	Total
820 - Vehicles	$0	$0	**$0**
Total	**$0**	**$0**	**$0**

French Camp Canal Master Study

Overview

Request Owner	Somporn Boonsalat, Deputy Director of Engineering
Department	Engineering
Type	Other
Project Number	18056

Description

Develop a joint master plan for the French Camp Outlet Canal (FCOC) with the South San Joaquin District (SSJID). The City entered into an Interagency Agreement that allowed the City's contractor to make underground improvements in the Family Entertainment Zone (FEZ) and encroach upon SSJID's easements.

Capital Cost

FY2026 Budget
$150K

Total Budget (all years)
$150K

Project Total (to date)
$547K

FY2026 - Future Capital Cost Breakdown

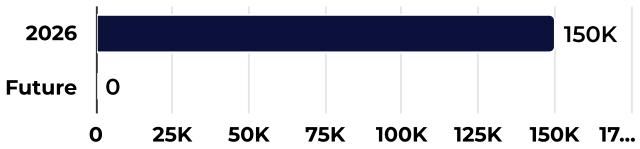

G/L Account 1 **$150,000** 100.00%

Capital Cost for Budgeted Years



G/L Account 1 **$150,000** 100.00%

Detailed Breakdown

Category	FY2026 *Proposed*	Future	Total
G/L Account 1	$150,000	$0	**$150,000**
Total	**$150,000**	**$0**	**$150,000**

Funding Sources

FY2026 Budget
$150K

Total Budget (all years)
$150K

Project Total (to date)
$547K

FY2026 - Future Funding Sources Breakdown

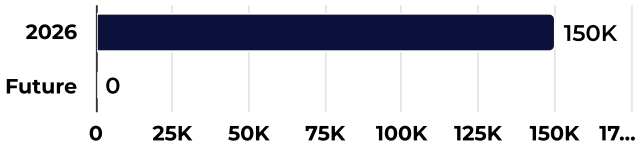

340 - Development Services	$150,000	100.00%

Funding Sources for Budgeted Years



340 - Development Services	$150,000	100.00%

Detailed Breakdown

Category	FY2026 *Proposed*	Future	Total
340 - Development Services	$150,000	$0	**$150,000**
Total	**$150,000**	**$0**	**$150,000**

Local Roadway Safety Plan

Overview

Request Owner	Beshoy Demyan, Senior Engineer
Department	Engineering
Type	Other
Project Number	22037

Description

Local Roadway Safety Plan (LRSP) Grant will be used to assess the overall corridors and arterial roadway conditions within the City of Manteca. This assessment plan will be used to develop a prioritization plan to prioritize roadway improvements/rehabilitation projects within the City boundary.

Capital Cost

FY2026 Budget
$0

Total Budget (all years)
$0

Project Total (to date)
$144K

FY2026 - Future Capital Cost Breakdown

G/L Account 1 $0 N/A

Capital Cost for Budgeted Years



G/L Account 1 $0 N/A

Detailed Breakdown

Category	FY2026 *Proposed*	Future	Total
G/L Account 1	$0	$0	$0
Total	**$0**	**$0**	**$0**

Funding Sources

FY2026 Budget	Total Budget (all years)	Project Total (to date)
$0	**$0**	**$144K**

FY2026 - Future Funding Sources Breakdown

480 - Subsidized Street Project	$0	N/A

Funding Sources for Budgeted Years



480 - Subsidized Street Project	$0	N/A

Detailed Breakdown

Category	FY2026 *Proposed*	Future	Total
480 - Subsidized Street Project	$0	$0	$0
Total	**$0**	**$0**	**$0**

Operational Costs

FY2026 Budget
$0

Total Budget (all years)
$0

Project Total
$0

FY2026 - Future Operational Costs Breakdown



Operational Cost 1 **$0** N/A

Operational Costs for Budgeted Years



Operational Cost 1 **$0** N/A

Detailed Breakdown

Category	FY2026 *Proposed*	FY2027 *Proposed*	FY2028 *Proposed*	FY2029 *Proposed*	Future	Total
Operational Cost 1	$0	$0	$0	$0	$0	**$0**
Total	**$0**	**$0**	**$0**	**$0**	**$0**	**$0**

Main Street: Northgate Dr. to Alameda St

Overview

Request Owner	Kyzen Nicolas, Associate Engineer
Department	Engineering
Type	Capital Improvement
Project Number	20005
Estimated Start Date	10/4/2023
Estimated Completion Date	06/30/2026

Project Location

Description

Install Class II bike lanes, raised medians, pedestrian median fencing, curb ramps, enhanced pedestrian crossings, and modify the traffic signal detector loops along Main St. Install pedestrian hybrid beacon (HAWK) signal at Main St & Edison St intersection.

Details

Type of Project: Other

Capital Cost

FY2026 Budget	Total Budget (all years)	Project Total (to date)
$0	**$0**	**$4.51M**

FY2026 - Future Capital Cost Breakdown

G/L Account 1	$0	N/A
G/L Account 2	$0	N/A
G/L Account 3	$0	N/A

Capital Cost for Budgeted Years



G/L Account 1	$0	N/A
G/L Account 2	$0	N/A
G/L Account 3	$0	N/A

Detailed Breakdown

Category	FY2026 *Proposed*	Future	Total
G/L Account 3	$0	$0	**$0**
G/L Account 2	$0	$0	**$0**
G/L Account 1	$0	$0	**$0**
Total	**$0**	**$0**	**$0**

Funding Sources

FY2026 Budget	Total Budget (all years)	Project Total (to date)
$0	**$0**	**$4.51M**

FY2026 - Future Funding Sources Breakdown

425 - Gas Tax/Street Improvement SB1	$0	N/A
460 - TDA Local Transportation	$0	N/A
480 - Subsidized Street Project	$0	N/A

Funding Sources for Budgeted Years



425 - Gas Tax/Street Improvement SB1	$0	N/A
460 - TDA Local Transportation	$0	N/A
480 - Subsidized Street Project	$0	N/A

Detailed Breakdown

Category	FY2026 *Proposed*	Future	Total
480 - Subsidized Street Project	$0	$0	**$0**
460 - TDA Local Transportation	$0	$0	**$0**
425 - Gas Tax/Street Improvement SB1	$0	$0	**$0**
Total	**$0**	**$0**	**$0**

Nile Garden - Well 30 Construction

Overview

Request Owner	Carrie Whitney, Management Analyst
Department	Engineering
Type	Capital Improvement
Project Number	21034
Estimated Start Date	01/1/1970
Estimated Completion Date	01/1/1970

Project Location

Description

The Nile Garden - Well 30 Construction Project includes the construction of new potable water Well 30 and approximately 1.3 miles of pipeline to Nile Garde Elementary School. The project will bring much-needed reliability and treatment to the City of Manteca's potable groundwater supply south of Woodward Avenue, and specifically to Nile Garden Elementary School. The project will provide students and faculty members at the school with safe drinking water. The City of Manteca is financing the installation of a short segment of pipe needed for this project, but the majority of the project is being financed by a grant from the State Water Board.

Images

Details

Type of Project: 0

Capital Cost

FY2026 Budget
$1M

Total Budget (all years)
$1M

Project Total (to date)
$9.65M

FY2026 - Future Capital Cost Breakdown

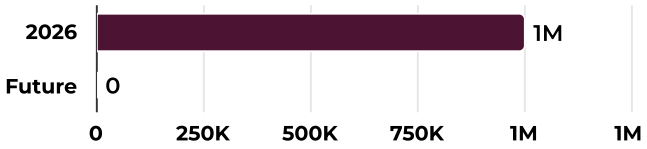

G/L Account 1	$0	0.00%
G/L Account 2	$1,000,000	100.00%

Capital Cost for Budgeted Years



G/L Account 1	$0	0.00%
G/L Account 2	$1,000,000	100.00%

Detailed Breakdown

Category	FY2026 *Proposed*	Future	Total
G/L Account 2	$1,000,000	$0	**$1,000,000**
G/L Account 1	$0	$0	**$0**
Total	**$1,000,000**	**$0**	**$1,000,000**

Funding Sources

FY2026 Budget
$1M

Total Budget (all years)
$1M

Project Total (to date)
$9.65M

FY2026 - Future Funding Sources Breakdown

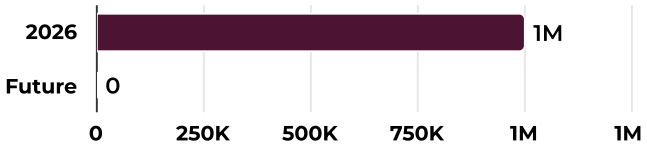

680 - Water O&M	$0	0.00%
690 - Water Improvement	$1,000,000	100.00%

Funding Sources for Budgeted Years



680 - Water O&M	$0	0.00%
690 - Water Improvement	$1,000,000	100.00%

Detailed Breakdown

Category	FY2026 *Proposed*	Future	Total
690 - Water Improvement	$1,000,000	$0	$1,000,000
680 - Water O&M	$0	$0	$0
Total	**$1,000,000**	**$0**	**$1,000,000**

Nile Garden Well 30 Project - City Installed Pipeline

Overview

Request Owner	Carrie Whitney, Management Analyst
Department	Engineering
Type	Capital Improvement
Project Number	21026
Estimated Start Date	01/1/1970
Estimated Completion Date	01/1/1970

Project Location

Description

The Nile Garden - Well 30 Construction Project includes the construction of new potable water Well 30 and approximately 1.3 miles of pipeline to Nile Garde Elementary School. The project will bring much-needed reliability and treatment to the City of Manteca's potable groundwater supply south of Woodward Avenue, and specifically to Nile Garden Elementary School. The project will provide students and faculty members at the school with safe drinking water. The City of Manteca is financing the installation of a short segment of pipe needed for this project, but the majority of the project is being financed by a grant from the State Water Board.

Images

Details

Type of Project: 0

Capital Cost

FY2026 Budget	Total Budget (all years)	Project Total (to date)
$0	**$0**	**$410K**

FY2026 - Future Capital Cost Breakdown

G/L Account 1	$0	N/A

Capital Cost for Budgeted Years



G/L Account 1	$0	N/A

Detailed Breakdown

Category	FY2026 *Proposed*	Future	Total
G/L Account 1	$0	$0	$0
Total	**$0**	**$0**	**$0**

Funding Sources

FY2026 Budget	Total Budget (all years)	Project Total (to date)
$0	**$0**	**$410K**

FY2026 - Future Funding Sources Breakdown

680 - Water O&M $0 N/A

Funding Sources for Budgeted Years



680 - Water O&M $0 N/A

Detailed Breakdown

Category	FY2026 *Proposed*	Future	Total
680 - Water O&M	$0	$0	**$0**
Total	**$0**	**$0**	**$0**

Retroreflective Traffic Sign Project HSIPL 5242-033

Overview

Request Owner	Beshoy Demyan, Senior Engineer
Department	Engineering
Type	Capital Equipment
Project Number	16027

Description

Develop and implement a plan to maintain traffic signs in accordance with the Manual on Uniform Traffic Control Devices (MUTCD Section 2A.08), which outlines the requirements and guidelines for ensuring that traffic signs maintain a sufficient level of reflectivity, particularly at night, to be visible and effective for road users.

Images

Sample Construction pictures

Details

New/Replacement: 460.00.00.900-8150.04

Useful Life: 949857

Capital Cost

FY2026 Budget	Total Budget (all years)	Project Total (to date)
$0	**$0**	**$3.05M**

FY2026 - Future Capital Cost Breakdown

G/L Account 1	$0	N/A
G/L Account 2	$0	N/A

Capital Cost for Budgeted Years



G/L Account 1	$0	N/A
G/L Account 2	$0	N/A

Detailed Breakdown

Category	FY2026 *Proposed*	Future	Total
G/L Account 2	$0	$0	**$0**
G/L Account 1	$0	$0	**$0**
Total	**$0**	**$0**	**$0**

Funding Sources

FY2026 Budget	Total Budget (all years)	Project Total (to date)
$0	**$0**	**$3.05M**

FY2026 - Future Funding Sources Breakdown

460 - TDA Local Transportation	$0	N/A
480 - Subsidized Street Project	$0	N/A

Funding Sources for Budgeted Years



460 - TDA Local Transportation	$0	N/A
480 - Subsidized Street Project	$0	N/A

Detailed Breakdown

Category	FY2026 *Proposed*	Future	Total
480 - Subsidized Street Project	$0	$0	**$0**
460 - TDA Local Transportation	$0	$0	**$0**
Total	**$0**	**$0**	**$0**

S. McKinley Avenue Southernly Improvement

Overview

Request Owner	Carrie Whitney, Management Analyst
Department	Engineering
Type	Capital Improvement
Project Number	19066
Estimated Start Date	01/1/1970
Estimated Completion Date	01/1/1970

Description

S. McKinley Avenue Southernly Improvement project was previously identified to be constructed by the City, but was actually constructed by Developers.

Details

Type of Project: 0

Capital Cost

FY2026 Budget	Total Budget (all years)	Project Total (to date)
$0	**$0**	**$9.67M**

FY2026 - Future Capital Cost Breakdown

G/L Account 1 **$0** N/A

Capital Cost for Budgeted Years



G/L Account 1 **$0** N/A

Detailed Breakdown

Category	FY2026 *Proposed*	Future	Total
G/L Account 1	$0	$0	**$0**
Total	**$0**	**$0**	**$0**

Funding Sources

FY2026 Budget	Total Budget (all years)	Project Total (to date)
$0	**$0**	**$9.67M**

FY2026 - Future Funding Sources Breakdown

590 - PFIP Transportation **$0** N/A

Funding Sources for Budgeted Years



590 - PFIP Transportation **$0** N/A

Detailed Breakdown

Category	FY2026 *Proposed*	Future	Total
590 - PFIP Transportation	$0	$0	**$0**
Total	**$0**	**$0**	**$0**

Safe Route to Schools

Overview

Request Owner	Kyzen Nicolas, Associate Engineer
Department	Engineering
Type	Capital Improvement
Project Number	23006
Estimated Start Date	04/1/2024
Estimated Completion Date	06/30/2026

Description

The proposed Safe Route To School (SRTS) project will implement pedestrian safety improvements for students' safety and encourage healthy activities such as walking and biking. This project will construct new crosswalks, ADA-compliant curb ramps, Class II buffered bike lines, and a median refuge island. Over 6,000 students that attend the four elementary schools and two high schools within the project boundary will benefit directly from improvements.

Details

Type of Project: Other

Capital Cost

FY2026 Budget	Total Budget (all years)	Future	Project Total (to date)
$0	**$0**	**$4.9M**	**$6.4M**

FY2026 - Future Capital Cost Breakdown

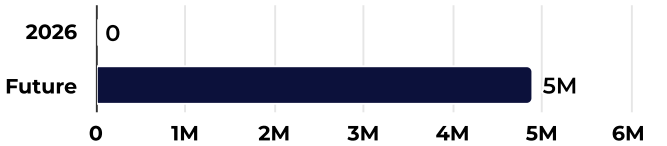

G/L Account 1 **$4,900,000** 100.00%

Capital Cost for Budgeted Years



G/L Account 1 **$4,900,000** 100.00%

Detailed Breakdown

Category	FY2026 *Proposed*	Future	Total
G/L Account 1	$0	$4,900,000	**$4,900,000**
Total	**$0**	**$4,900,000**	**$4,900,000**

Funding Sources

FY2026 Budget	Total Budget (all years)	Project Total (to date)
$0	**$0**	**$1.5M**

FY2026 - Future Funding Sources Breakdown

440 - Measure K	$0	N/A

Funding Sources for Budgeted Years



440 - Measure K	$0	N/A

Detailed Breakdown

Category	FY2026 *Proposed*	Future	Total
440 - Measure K	$0	$0	$0
Total	**$0**	**$0**	**$0**

Sewer Master Plan & Rate Study

Overview

Request Owner	Carrie Whitney, Management Analyst
Department	Engineering
Type	Other
Project Number	22040

Description

The Sewer Master Plan Study includes the master plan itself and sewer rate study. The sewer rate study was last updated in 2008 and an updated master plan is needed to verify the capacity of the WQCF. The capacity of the WQCF was last completed in 2001.

Capital Cost

FY2026 Budget
$0

Total Budget (all years)
$0

Project Total (to date)
$1.88M

FY2026 - Future Capital Cost Breakdown

G/L Account 1	$0	N/A
G/L Account 2	$0	N/A

Capital Cost for Budgeted Years



G/L Account 1	$0	N/A
G/L Account 2	$0	N/A

Detailed Breakdown

Category	FY2026 *Proposed*	Future	Total
G/L Account 2	$0	$0	**$0**
G/L Account 1	$0	$0	**$0**
Total	**$0**	**$0**	**$0**

Funding Sources

FY2026 Budget	Total Budget (all years)	Project Total (to date)
$0	**$0**	**$1.88M**

FY2026 - Future Funding Sources Breakdown



100 - General Fund	$0	N/A
630 - PFIP Sewer	$0	N/A
640 - Sewer O&M	$0	N/A

Funding Sources for Budgeted Years



100 - General Fund	$0	N/A
630 - PFIP Sewer	$0	N/A
640 - Sewer O&M	$0	N/A

Detailed Breakdown

Category	FY2026 *Proposed*	FY2027 *Proposed*	FY2028 *Proposed*	FY2029 *Proposed*	Future	Total
640 - Sewer O&M	$0	$0	$0	$0	$0	**$0**
630 - PFIP Sewer	$0	$0	$0	$0	$0	**$0**
100 - General Fund	$0	$0	$0	$0	$0	**$0**
Total	**$0**	**$0**	**$0**	**$0**	**$0**	**$0**

SR120/Airport DDI

Overview

Request Owner	Beshoy Demyan, Senior Engineer
Department	Engineering
Type	Capital Improvement
Project Number	23031
Estimated Start Date	07/1/2025
Estimated Completion Date	12/31/2032

Description

SR120/Airport DDI PA&ED

SR120/Airport DDI PS&E

SR120/Airport DDI Construction

Capital Cost

FY2026 Budget	Total Budget (all years)	Future	Project Total (to date)
$1.95M	**$21.7M**	**$65.6M**	**$87.6M**

FY2026 - Future Capital Cost Breakdown

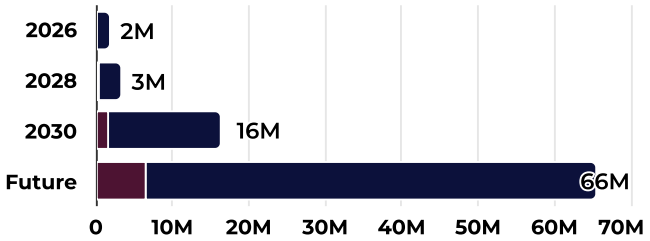

G/L Account 1	$78,765,000	90.22%
G/L Account 2	$8,535,000	9.78%

Capital Cost for Budgeted Years

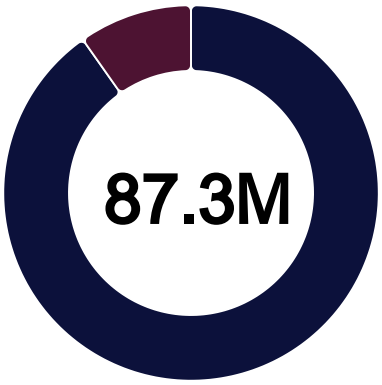

G/L Account 1	$78,765,000	90.22%
G/L Account 2	$8,535,000	9.78%

Detailed Breakdown

Category	FY2026 *Proposed*	FY2028 *Proposed*	FY2030 *Proposed*	Future	Total
G/L Account 1	$1,950,000	$3,060,000	$14,751,000	$59,004,000	**$78,765,000**
G/L Account 2	$0	$340,000	$1,639,000	$6,556,000	**$8,535,000**
Total	**$1,950,000**	**$3,400,000**	**$16,390,000**	**$65,560,000**	**$87,300,000**

Funding Sources

FY2026 Budget	Total Budget (all years)	Future	Project Total (to date)
$1.95M	**$21.7M**	**$65.6M**	**$87.6M**

FY2026 - Future Funding Sources Breakdown

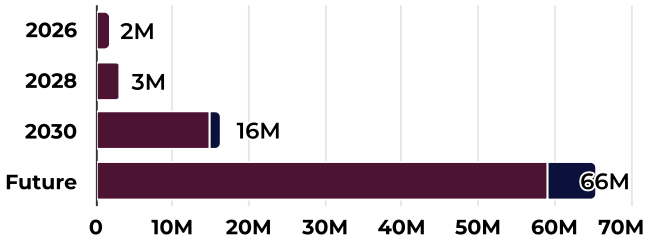

420 - Gas Tax/Street Improvement	$8,535,000	9.78%
440 - Measure K	$78,765,000	90.22%

Funding Sources for Budgeted Years

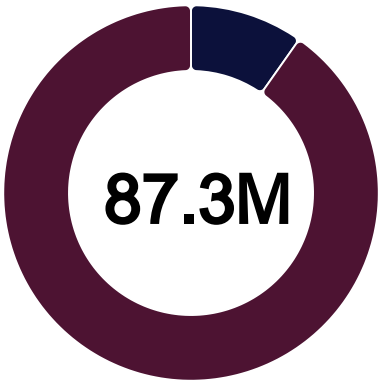

420 - Gas Tax/Street Improvement	$8,535,000	9.78%
440 - Measure K	$78,765,000	90.22%

Detailed Breakdown

Category	FY2026 *Proposed*	FY2028 *Proposed*	FY2030 *Proposed*	Future	Total
440 - Measure K	$1,950,000	$3,060,000	$14,751,000	$59,004,000	**$78,765,000**
420 - Gas Tax/Street Improvement	$0	$340,000	$1,639,000	$6,556,000	**$8,535,000**
Total	**$1,950,000**	**$3,400,000**	**$16,390,000**	**$65,560,000**	**$87,300,000**

SR120/Main DDI

Overview

Request Owner	Beshoy Demyan, Senior Engineer
Department	Engineering
Type	Capital Improvement
Project Number	23032
Estimated Start Date	07/1/2025
Estimated Completion Date	12/31/2032

Description

SR120/Main DDI PSR

SR120/Main DDI PA&ED Phase

SR120/Main DDI PS&E Phase

Capital Cost

FY2026 Budget	Total Budget (all years)	Future	Project Total (to date)
$1.95M	**$5.35M**	**$73.2M**	**$78.8M**

FY2026 - Future Capital Cost Breakdown

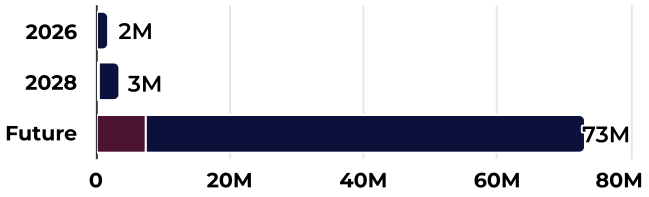

G/L Account 1	$70,845,000	90.25%
G/L Account 2	$7,655,000	9.75%

Capital Cost for Budgeted Years

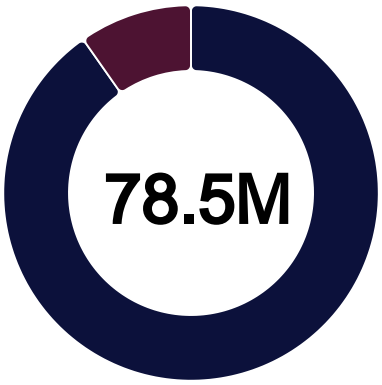

G/L Account 1	$70,845,000	90.25%
G/L Account 2	$7,655,000	9.75%

Detailed Breakdown

Category	FY2026 *Proposed*	FY2028 *Proposed*	Future	Total
G/L Account 1	$1,950,000	$3,060,000	$65,835,000	**$70,845,000**
G/L Account 2	$0	$340,000	$7,315,000	**$7,655,000**
Total	**$1,950,000**	**$3,400,000**	**$73,150,000**	**$78,500,000**

Funding Sources

FY2026 Budget	Total Budget (all years)	Future	Project Total (to date)
$1.95M	**$5.35M**	**$73.2M**	**$78.8M**

FY2026 - Future Funding Sources Breakdown

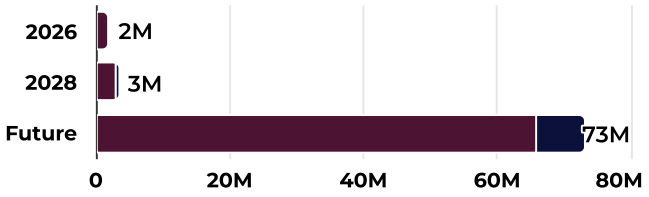

420 - Gas Tax/Street Improvement	$7,655,000	9.75%
440 - Measure K	$70,845,000	90.25%

Funding Sources for Budgeted Years

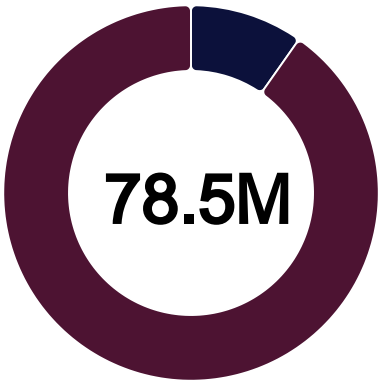

420 - Gas Tax/Street Improvement	$7,655,000	9.75%
440 - Measure K	$70,845,000	90.25%

Detailed Breakdown

Category	FY2026 *Proposed*	FY2028 *Proposed*	Future	Total
440 - Measure K	$1,950,000	$3,060,000	$65,835,000	**$70,845,000**
420 - Gas Tax/Street Improvement	$0	$340,000	$7,315,000	**$7,655,000**
Total	**$1,950,000**	**$3,400,000**	**$73,150,000**	**$78,500,000**

Operational Costs

FY2026 Budget
$0

Total Budget (all years)
$0

Project Total
$0

FY2026 - Future Operational Costs Breakdown



Operational Cost 1 **$0** N/A

Operational Costs for Budgeted Years



Operational Cost 1 **$0** N/A

Detailed Breakdown

Category	FY2026 *Proposed*	FY2027 *Proposed*	FY2028 *Proposed*	FY2029 *Proposed*	Future	Total
Operational Cost 1	$0	$0	$0	$0	$0	**$0**
Total	**$0**	**$0**	**$0**	**$0**	**$0**	**$0**

Storm Drain Zone 36 & 39 Backbone Design

Overview

Request Owner	Carrie Whitney, Management Analyst
Department	Engineering
Type	Capital Improvement
Project Number	20004
Estimated Start Date	01/1/1970
Estimated Completion Date	01/1/1970

Project Location

Description

The City of Manteca and the Oakwood Lake Water District (OLWD) propose to construct a stormwater conveyance network through Oakwood Shores to discharge into the San Joaquin River. The proposed project intends to provide a regional drainage solution for Zone 39 and a mechanism to minimize increases in future flows discharged from Zone 36 to the French Camp Outlet Canal (FCOC). The proposed project site is located in the southwest quadrant of Manteca, and would stretch along Woodward Avenue, South Woodward Avenue, Aplicella Court, through Reclamation District 17 (RD-17) land to the OLWD wastewater treatment plant (WWTP). Woodward Avenue and South Woodward Avenue are two-lane rural roads with ongoing agricultural operations on private land fronting the roadways. Aplicella Court leads to Oakwood Shores, a gated, low-density residential subdivision in San Joaquin County. RD-17 parcels are located south of Aplicella Court across from existing private residences in Oakwood Shores. The OLWD WWTP is located west of the RD-17, between Aplicella Court and the San Joaquin River. Completion of the proposed project would accommodate planned developments in South Manteca as the current storm drainage system will not be able to support the increase in the quantity of new developments. The proposed project consists of a regional gravity drain, a storm drain pump station, a storm drain force main, and a river outfall. The proposed storm water conveyance network would be consistent with the City of Manteca 2013 Storm Drain Master Plan(SDMP).

The Zone 39 – Regional Pump Station, FM & Pipeline project is listed as an improvement needed immediately to either solve serious existing deficiencies or to support pending development projects in the SDMP.

Storm Drain Zone 36 & 39 Backbone Design: this project will provide for a terminal 66" storm drainage trunk line extending approximately from the intersection of Bella Lago/Woodward down Woodward to Aplicella and turning west to a new pump station in the SW quadrant of Aplicella/Woodward; then a 48" force main from the pump station west to the outfall point near the former OLWD sewer treatment facility (see map exhibit below). This will provide terminal drainage for Zones 36 & 39. Once completed, the various storm basins in these zones can be reclaimed and developed, which will support economic development and vitality.

Details

Type of Project: New Construction

Supplemental Attachments

90 Percent Const. Cost Est. 12-22
Construction cost estimate per consultant (Dewberry) dated Dec. 2022 for 90% design completion status. MCS

Capital Cost

FY2026 Budget
$4.88M

Total Budget (all years)
$23.1M

Project Total (to date)
$24.6M

FY2026 - Future Capital Cost Breakdown

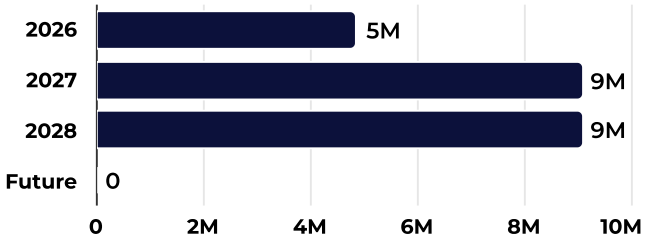

G/L Account 1	$23,075,000	100.00%

Capital Cost for Budgeted Years

G/L Account 1	$23,075,000	100.00%

Detailed Breakdown

Category	FY2026 *Proposed*	FY2027 *Proposed*	FY2028 *Proposed*	Future	Total
G/L Account 1	$4,875,000	$9,100,000	$9,100,000	$0	**$23,075,000**
Total	**$4,875,000**	**$9,100,000**	**$9,100,000**	**$0**	**$23,075,000**

Funding Sources

FY2026 Budget
$4.88M

Total Budget (all years)
$23.1M

Project Total (to date)
$24.6M

FY2026 - Future Funding Sources Breakdown

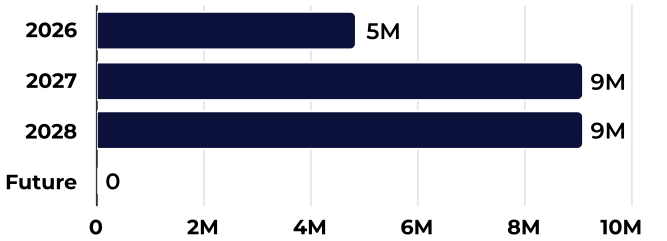

580 - PFIP Drainage	$23,075,000	100.00%

Funding Sources for Budgeted Years

580 - PFIP Drainage	$23,075,000	100.00%

Detailed Breakdown

Category	FY2026 *Proposed*	FY2027 *Proposed*	FY2028 *Proposed*	Future	Total
580 - PFIP Drainage	$4,875,000	$9,100,000	$9,100,000	$0	**$23,075,000**
Total	**$4,875,000**	**$9,100,000**	**$9,100,000**	**$0**	**$23,075,000**

Stormwater Master Plan Update

Overview

Request Owner Carrie Whitney, Management Analyst

Department Engineering

Type Other

Description

This capital project involves updating the Stormwater Master Plan to reflect current system conditions, land use changes, regulatory requirements, and climate impacts. The updated plan will evaluate existing infrastructure, identify capacity deficiencies, prioritize improvement projects, and incorporate green infrastructure and resilience strategies. The scope includes data collection, hydrologic and hydraulic modeling, and preparation of the final plan for adoption.

Capital Cost

FY2026 Budget
$1M

Total Budget (all years)
$1M

Project Total
$1M

FY2026 - Future Capital Cost Breakdown

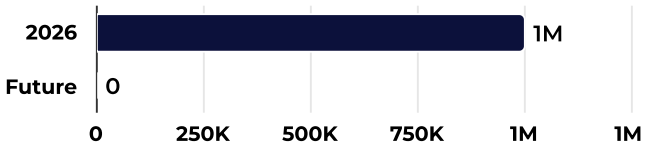

G/L Account 1 **$1,000,000** 100.00%

Capital Cost for Budgeted Years



G/L Account 1 **$1,000,000** 100.00%

Detailed Breakdown

Category	FY2026 *Proposed*	Future	Total
G/L Account 1	$1,000,000	$0	**$1,000,000**
Total	**$1,000,000**	**$0**	**$1,000,000**

Funding Sources

FY2026 Budget
$1M

Total Budget (all years)
$1M

Project Total
$1M

FY2026 - Future Funding Sources Breakdown

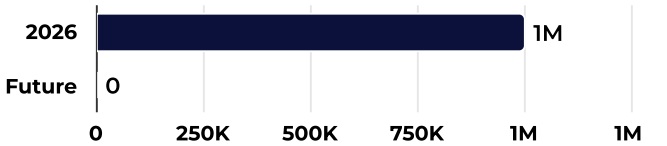

580 - PFIP Drainage **$1,000,000** 100.00%

Funding Sources for Budgeted Years



580 - PFIP Drainage **$1,000,000** 100.00%

Detailed Breakdown

Category	FY2026 *Proposed*	Future	Total
580 - PFIP Drainage	$1,000,000	$0	**$1,000,000**
Total	**$1,000,000**	**$0**	**$1,000,000**

Traffic Signal Update HSIPL 5242(034)

Overview

Request Owner	Beshoy Demyan, Senior Engineer
Department	Engineering
Type	Capital Improvement
Project Number	17058
Estimated Start Date	01/27/2025
Estimated Completion Date	12/31/2025

Project Location

Manteca

Description

The HSIP 5242(034) Grant will assess existing traffic signals and develop a plan for replacing and updating traffic signal timing, upgrade the existing Model 170 traffic controllers to Model 2070 Traffic Controllers, and update the traffic indicators and backplates. It also includes a citywide corridor analysis and developing an integrated traffic management system.

Details

Type of Project: Other

Capital Cost

FY2026 Budget	Total Budget (all years)	Project Total (to date)
$0	**$0**	**$6M**

FY2026 - Future Capital Cost Breakdown

G/L Account 1	$0	N/A
G/L Account 2	$0	N/A
G/L Account 3	$0	N/A
G/L Account 4	$0	N/A

Capital Cost for Budgeted Years



G/L Account 1	$0	N/A
G/L Account 2	$0	N/A
G/L Account 3	$0	N/A
G/L Account 4	$0	N/A

Detailed Breakdown

Category	FY2026 *Proposed*	Future	Total
G/L Account 4	$0	$0	**$0**
G/L Account 3	$0	$0	**$0**
G/L Account 2	$0	$0	**$0**
G/L Account 1	$0	$0	**$0**
Total	**$0**	**$0**	**$0**

Funding Sources

FY2026 Budget	Total Budget (all years)	Project Total (to date)
$0	**$0**	**$6M**

FY2026 - Future Funding Sources Breakdown

425 - Gas Tax/Street Improvement SB1	$0	N/A
460 - TDA Local Transportation	$0	N/A
480 - Subsidized Street Project	$0	N/A

Funding Sources for Budgeted Years



425 - Gas Tax/Street Improvement SB1	$0	N/A
460 - TDA Local Transportation	$0	N/A
480 - Subsidized Street Project	$0	N/A

Detailed Breakdown

Category	FY2026 *Proposed*	Future	Total
480 - Subsidized Street Project	$0	$0	**$0**
460 - TDA Local Transportation	$0	$0	**$0**
425 - Gas Tax/Street Improvement SB1	$0	$0	**$0**
Total	**$0**	**$0**	**$0**

Water & Sewer Pipe Installation at Corwin & Suess

Overview

Request Owner	Kyzen Nicolas, Associate Engineer
Department	Engineering
Type	Capital Improvement
Project Number	23008
Estimated Start Date	12/1/2022
Estimated Completion Date	09/3/2024

Project Location

Description

The small neighborhood with 19 properties in Corwin Dr and Suess Ct doesn't have any water and sanitary sewer pipes since it was annexed from the County to the City. After in-house design is done, construction including two fire hydrants, water and sewer lateral to each property line will be implemented. The project also includes microsurfacing after pipe installation work is done. The project will provide the vital infrastructure, e.g., water & sewer lines and fire hydrants, for the small community at Corwin Dr and Suess Ct. The aging water wells and septic tanks will be decommissioned by the property owners in compliance with the City and/or County standards.

Details

Type of Project: 0

Capital Cost

FY2026 Budget	Total Budget (all years)	Project Total (to date)
$0	**$0**	**$980K**

FY2026 - Future Capital Cost Breakdown

G/L Account 1	$0	N/A
G/L Account 2	$0	N/A

Capital Cost for Budgeted Years



G/L Account 1	$0	N/A
G/L Account 2	$0	N/A

Detailed Breakdown

Category	FY2026 *Proposed*	Future	Total
G/L Account 2	$0	$0	**$0**
G/L Account 1	$0	$0	**$0**
Total	**$0**	**$0**	**$0**

Funding Sources

FY2026 Budget	Total Budget (all years)	Project Total (to date)
$0	**$0**	**$980K**

FY2026 - Future Funding Sources Breakdown

640 - Sewer O&M	$0	N/A
680 - Water O&M	$0	N/A

Funding Sources for Budgeted Years



640 - Sewer O&M	$0	N/A
680 - Water O&M	$0	N/A

Detailed Breakdown

Category	FY2026 *Proposed*	Future	Total
680 - Water O&M	$0	$0	**$0**
640 - Sewer O&M	$0	$0	**$0**
Total	**$0**	**$0**	**$0**

WCS-06 Central Union Rd Trunk Extension

Overview

Request Owner	Carrie Whitney, Management Analyst
Department	Engineering
Type	Capital Improvement
Project Number	24004
Estimated Start Date	02/6/2025
Estimated Completion Date	02/2/2028

Project Location

Description

Per Wastewater Master Plan (WCS-6), previously titled "CIPP Liner Project," includes constructing a new 36" sewer from Union Road to Airport Way near the Cart Path, south of the golf course and decommissioning Union Road Lift Station.

There is an estimated $9.5M in FY25. There will be a carryforward reduction of $5M and project budget will be reduced to $4.5M in FY26.

Details

Type of Project: 0

Capital Cost

FY2026 Budget	Total Budget (all years)	Project Total (to date)
$0	**$0**	**$9.5M**

FY2026 - Future Capital Cost Breakdown

G/L Account 1 **$0** N/A

Capital Cost for Budgeted Years



G/L Account 1 **$0** N/A

Detailed Breakdown

Category	FY2026 *Proposed*	Future	Total
G/L Account 1	$0	$0	**$0**
Total	**$0**	**$0**	**$0**

Funding Sources

FY2026 Budget
$0

Total Budget (all years)
$0

Project Total (to date)
$9.5M

FY2026 - Future Funding Sources Breakdown

640 - Sewer O&M $0 N/A

Funding Sources for Budgeted Years



640 - Sewer O&M $0 N/A

Detailed Breakdown

Category	FY2026 *Proposed*	Future	Total
640 - Sewer O&M	$0	$0	**$0**
Total	**$0**	**$0**	**$0**

WCS-28 Oak (Main to Willow)

Overview

Request Owner	Carrie Whitney, Management Analyst
Department	Engineering
Type	Capital Improvement
Estimated Start Date	01/1/2026
Estimated Completion Date	12/31/2028

Project Location

Description

This project is part of the City's Sewer Rate Study, which was part of a comprehensive financial analysis conducted by the City to ensure regulatory compliance, long-term service reliability while promoting transparency and developing a sustainable rate structure.

The Sewer rate study projects will help meet City's long-term capital needs and is part of the ongoing rehabilitation and replacement Wastewater Collection System (WCS) Project 28.

The location will be Oak Street from Main Street to Willow and the scope of the project is currently under evaluation and will be determined during the planning and design phase of the project.

Details

Type of Project: New Construction

Capital Cost

FY2026 Budget	Total Budget (all years)	Future	Project Total
$0	**$0**	**$98K**	**$98K**

FY2026 - Future Capital Cost Breakdown

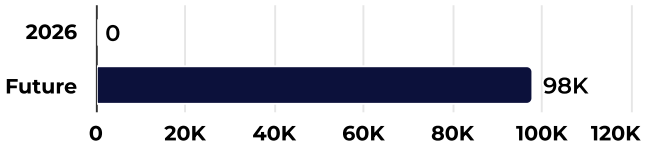

G/L Account 1	$98,000	100.00%

Capital Cost for Budgeted Years

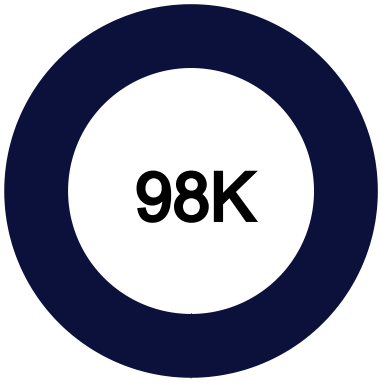

G/L Account 1	$98,000	100.00%

Detailed Breakdown

Category	FY2026 *Proposed*	Future	Total
G/L Account 1	$0	$98,000	**$98,000**
Total	**$0**	**$98,000**	**$98,000**

Funding Sources

FY2026 Budget	Total Budget (all years)	Future	Project Total
$0	**$0**	**$98K**	**$98K**

FY2026 - Future Funding Sources Breakdown

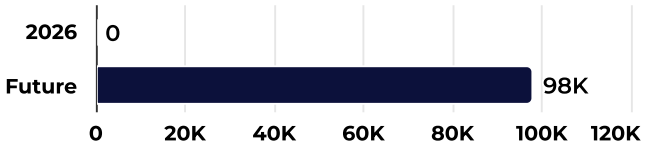

640 - Sewer O&M	$98,000	100.00%

Funding Sources for Budgeted Years

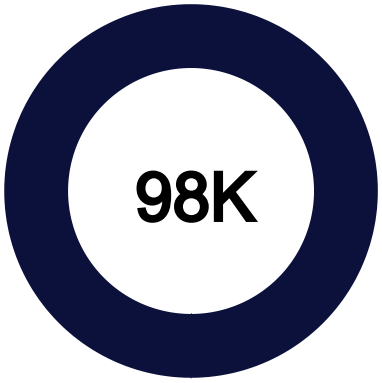

640 - Sewer O&M	$98,000	100.00%

Detailed Breakdown

Category	FY2026 *Proposed*	Future	Total
640 - Sewer O&M	$0	$98,000	**$98,000**
Total	**$0**	**$98,000**	**$98,000**

WCS-29 Sequoia Ave (Oregon to Alley North of Nevada)

Overview

Request Owner	Carrie Whitney, Management Analyst
Department	Engineering
Type	Capital Improvement
Estimated Start Date	01/1/2026
Estimated Completion Date	12/31/2028

Project Location

Description

This project is part of the City's Sewer Rate Study, which was part of a comprehensive financial analysis conducted by the City to ensure regulatory compliance, long-term service reliability while promoting transparency and developing a sustainable rate structure.

The Sewer rate study projects will help meet City's long-term capital needs and is part of the ongoing rehabilitation and replacement Wastewater Collection System (WCS) Project 29.

The location will be Sequoia Ave from Oregon Street to Alley, north of Nevada Street and the scope of the project is currently under evaluation and will be determined during the planning and design phase of the project.

Details

Type of Project: New Construction

Capital Cost

FY2026 Budget	Total Budget (all years)	Future	Project Total
$0	**$0**	**$53K**	**$53K**

FY2026 - Future Capital Cost Breakdown

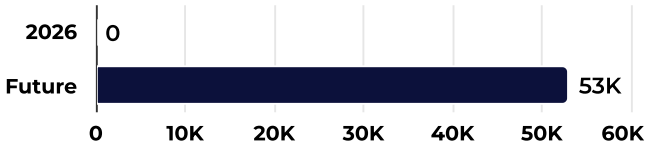

G/L Account 1	$53,000	100.00%

Capital Cost for Budgeted Years



G/L Account 1	$53,000	100.00%

Detailed Breakdown

Category	FY2026 *Proposed*	Future	Total
G/L Account 1	$0	$53,000	**$53,000**
Total	**$0**	**$53,000**	**$53,000**

Funding Sources

FY2026 Budget	Total Budget (all years)	Future	Project Total
$0	**$0**	**$53K**	**$53K**

FY2026 - Future Funding Sources Breakdown

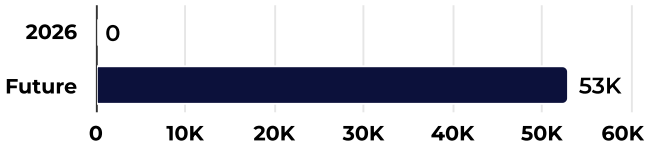

640 - Sewer O&M	$53,000	100.00%

Funding Sources for Budgeted Years



640 - Sewer O&M	$53,000	100.00%

Detailed Breakdown

Category	FY2026 *Proposed*	Future	Total
640 - Sewer O&M	$0	$53,000	**$53,000**
Total	**$0**	**$53,000**	**$53,000**

WCS-30 Tidewater Bike Path (Sandalwood to Louise)

Overview

Request Owner	Carrie Whitney, Management Analyst
Department	Engineering
Type	Capital Improvement
Estimated Start Date	01/1/2026
Estimated Completion Date	12/31/2028

Project Location

Description

This project is part of the City's Sewer Rate Study, which was part of a comprehensive financial analysis conducted by the City to ensure regulatory compliance, long-term service reliability while promoting transparency and developing a sustainable rate structure.

The Sewer rate study projects will help meet the City's long-term capital needs and is part of the ongoing rehabilitation and replacement Wastewater Collection System (WCS) Project 30.

The location will be the Tidewater Bike Path (Sandalwood to Louise) and the scope of the project is currently under evaluation and will be determined during the planning and design phase of the project.

Details

Type of Project: New Construction

Capital Cost

FY2026 Budget	Total Budget (all years)	Future	Project Total
$0	**$0**	**$348K**	**$348K**

FY2026 - Future Capital Cost Breakdown

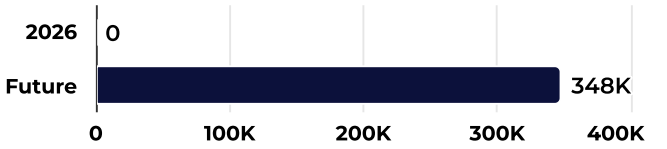

G/L Account 1 **$348,000** 100.00%

Capital Cost for Budgeted Years



G/L Account 1 **$348,000** 100.00%

Detailed Breakdown

Category	FY2026 *Proposed*	Future	Total
G/L Account 1	$0	$348,000	**$348,000**
Total	**$0**	**$348,000**	**$348,000**

Funding Sources

FY2026 Budget	Total Budget (all years)	Future	Project Total
$0	**$0**	**$348K**	**$348K**

FY2026 - Future Funding Sources Breakdown

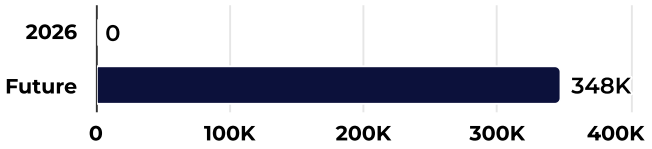

640 - Sewer O&M **$348,000** 100.00%

Funding Sources for Budgeted Years



640 - Sewer O&M **$348,000** 100.00%

Detailed Breakdown

Category	FY2026 *Proposed*	Future	Total
640 - Sewer O&M	$0	$348,000	**$348,000**
Total	**$0**	**$348,000**	**$348,000**

WCS-31 Walnut (Alley North of Nevada to the UPRR)

Overview

Request Owner	Carrie Whitney, Management Analyst
Department	Engineering
Type	Capital Improvement
Estimated Start Date	01/1/2026
Estimated Completion Date	12/31/2028

Project Location

Description

This project is part of the City's Sewer Rate Study, which was part of a comprehensive financial analysis conducted by the City to ensure regulatory compliance, long-term service reliability while promoting transparency and developing a sustainable rate structure.

The Sewer rate study projects will help meet the City's long-term capital needs and is part of the ongoing rehabilitation and replacement Wastewater Collection System (WCS) Project 31.

The location will be Walnut (alley north of Nevada to the UPRR) and the scope of the project is currently under evaluation and will be determined during the planning and design phase of the project.

Details

Type of Project: New Construction

Capital Cost

FY2026 Budget	Total Budget (all years)	Future	Project Total
$0	**$0**	**$279K**	**$279K**

FY2026 - Future Capital Cost Breakdown

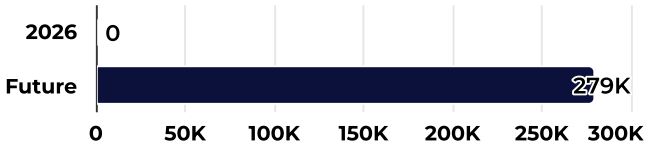

G/L Account 1	$279,000	100.00%

Capital Cost for Budgeted Years

G/L Account 1	$279,000	100.00%

Detailed Breakdown

Category	FY2026 *Proposed*	Future	Total
G/L Account 1	$0	$279,000	**$279,000**
Total	**$0**	**$279,000**	**$279,000**

Funding Sources

FY2026 Budget	Total Budget (all years)	Future	Project Total
$0	**$0**	**$279K**	**$279K**

FY2026 - Future Funding Sources Breakdown

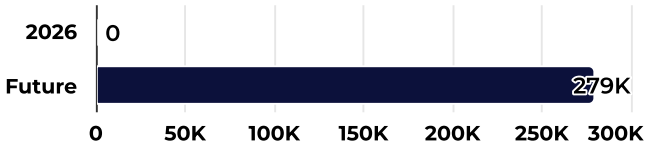

640 - Sewer O&M	$279,000	100.00%

Funding Sources for Budgeted Years

640 - Sewer O&M	$279,000	100.00%

Detailed Breakdown

Category	FY2026 *Proposed*	Future	Total
640 - Sewer O&M	$0	$279,000	**$279,000**
Total	**$0**	**$279,000**	**$279,000**

WCS-32 St Dominic (North of Yosemite to Golf Course)

Overview

Request Owner	Carrie Whitney, Management Analyst
Department	Engineering
Type	Capital Improvement
Estimated Start Date	01/1/2026
Estimated Completion Date	12/31/2028

Project Location

Description

This project is part of the City's Sewer Rate Study, which was part of a comprehensive financial analysis conducted by the City to ensure regulatory compliance, long-term service reliability while promoting transparency and developing a sustainable rate structure.

The Sewer rate study projects will help meet the City's long-term capital needs and is ongoing rehabilitation and replacement Wastewater Collection System (WCS) Project 32.

The location will be St. Dominic, north of Yosemite to Golf Course and the scope of the project are currently under evaluation and will be determined during the planning and design phase of the project.

Details

Type of Project: New Construction

Capital Cost

FY2026 Budget
$29K

Total Budget (all years)
$29K

Project Total
$29K

FY2026 - Future Capital Cost Breakdown

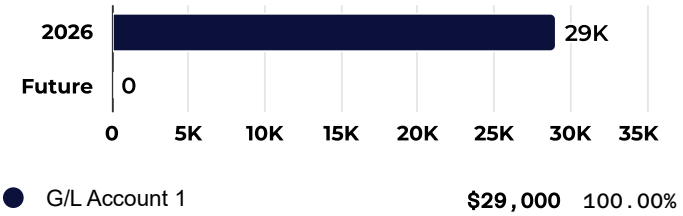

Capital Cost for Budgeted Years

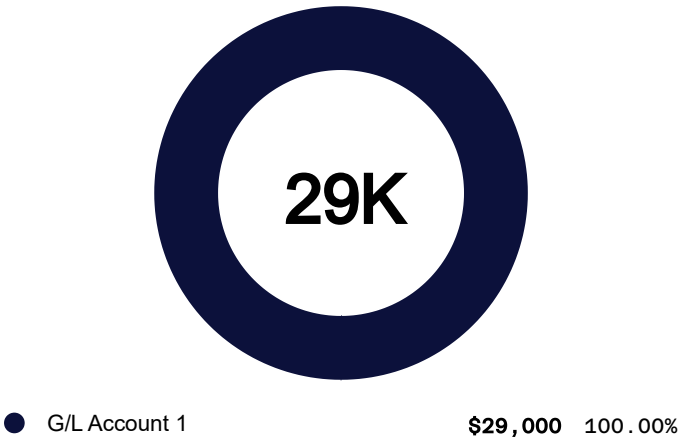

Detailed Breakdown

Category	FY2026 *Proposed*	Future	Total
G/L Account 1	$29,000	$0	**$29,000**
Total	**$29,000**	**$0**	**$29,000**

Funding Sources

FY2026 Budget
$29K

Total Budget (all years)
$29K

Project Total
$29K

FY2026 - Future Funding Sources Breakdown

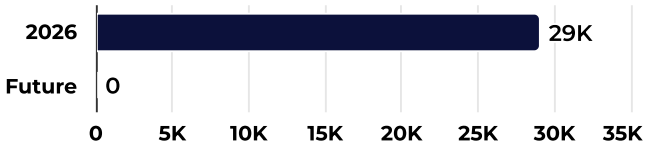

650 - Sewer Improvement	$29,000	100.00%

Funding Sources for Budgeted Years



650 - Sewer Improvement	$29,000	100.00%

Detailed Breakdown

Category	FY2026 *Proposed*	Future	Total
650 - Sewer Improvement	$29,000	$0	**$29,000**
Total	**$29,000**	**$0**	**$29,000**

Well 29 TCP Treatment Design

Overview

Request Owner	Carrie Whitney, Management Analyst
Department	Engineering
Type	Capital Improvement
Project Number	22058
Estimated Start Date	01/1/1970
Estimated Completion Date	01/1/1970

Project Location

Description

A water treatment system for 1,2,3-Thrichloropropane (TCP) will be installed at Well 29. TCP is an exclusively man-made chemical that was used by farmers in the area between the 1950s and 1980s. Levels of TCP exceeding State standard were detected in the water produced from Well 29. The TCP treatment system will bring levels of TCP back into compliance with State standards.

Images

Details

Type of Project: 0

Capital Cost

FY2026 Budget	Total Budget (all years)	Project Total (to date)
$0	**$0**	**$5.25M**

FY2026 - Future Capital Cost Breakdown

G/L Account 1 **$0** N/A

Capital Cost for Budgeted Years



G/L Account 1 **$0** N/A

Detailed Breakdown

Category	FY2026 *Proposed*	Future	Total
G/L Account 1	$0	$0	**$0**
Total	**$0**	**$0**	**$0**

Funding Sources

FY2026 Budget	Total Budget (all years)	Project Total (to date)
$0	**$0**	**$5.25M**

FY2026 - Future Funding Sources Breakdown

680 - Water O&M $0 N/A

Funding Sources for Budgeted Years



680 - Water O&M $0 N/A

Detailed Breakdown

Category	FY2026 *Proposed*	Future	Total
680 - Water O&M	$0	$0	**$0**
Total	**$0**	**$0**	**$0**

WMP 3 Pipe Replace/Upsize: Walnut/Almond - Center/Yosemite

Overview

Request Owner	Carrie Whitney, Management Analyst
Department	Engineering
Type	Capital Improvement
Estimated Start Date	01/1/2027
Estimated Completion Date	12/31/2029

Project Location

Description

This project is part of the Water Master Plan (WMP) and Water Rate Study that will help meet City's long-term capital needs.

Water pipe replacement and upsizing of existing 4-inch and 6-inch pipelines to 8-inch, including reconnecting services and abandoning old pipes within the area of Walnut Avenue to Almond Avenue and Center Street to Nevada Street and including Hemlock Avenue.

Details

Type of Project: New Construction

Capital Cost

FY2026 Budget
$0

Total Budget (all years)
$1.6M

Project Total
$1.6M

FY2026 - Future Capital Cost Breakdown

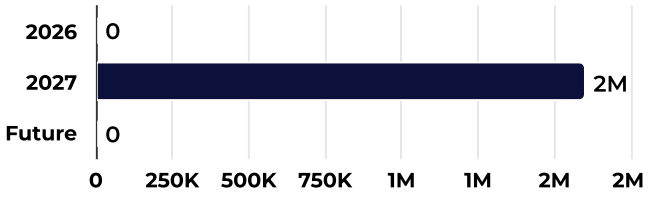

G/L Account 1	$1,597,000	100.00%

Capital Cost for Budgeted Years



G/L Account 1	$1,597,000	100.00%

Detailed Breakdown

Category	FY2026 *Proposed*	FY2027 *Proposed*	Future	Total
G/L Account 1	$0	$1,597,000	$0	**$1,597,000**
Total	**$0**	**$1,597,000**	**$0**	**$1,597,000**

Funding Sources

FY2026 Budget
$0

Total Budget (all years)
$1.6M

Project Total
$1.6M

FY2026 - Future Funding Sources Breakdown

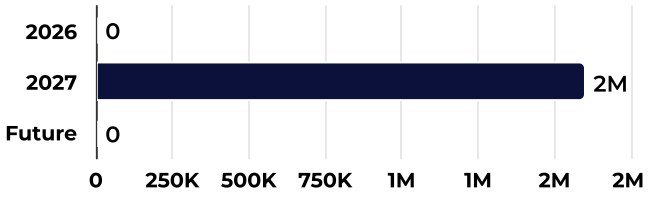

690 - Water Improvement **$1,597,000** 100.00%

Funding Sources for Budgeted Years



690 - Water Improvement **$1,597,000** 100.00%

Detailed Breakdown

Category	FY2026 *Proposed*	FY2027 *Proposed*	Future	Total
690 - Water Improvement	$0	$1,597,000	$0	**$1,597,000**
Total	**$0**	**$1,597,000**	**$0**	**$1,597,000**

WMP 4 Pipe Replace/Upsize: Yosemite/Oregon-Locust/Sequoia

Overview

Request Owner	Carrie Whitney, Management Analyst
Department	Engineering
Type	Capital Improvement
Estimated Start Date	01/1/2027
Estimated Completion Date	12/31/2029

Description

This project is part of the Water Master Plan and Water Rate Study that will help meet City's long-term capital needs.

Water pipe replacement and upsizing of 4-inch, 6-inch and 8-inch pipelines to all 8-inch, including reconnecting services and abandoning old pipes within the area of Yosemite Street to Oregon Street and Locust Avenue to Sequoia Avenue.

Details

Type of Project: New Construction

Capital Cost

FY2026 Budget	Total Budget (all years)	Project Total
$0	**$1.82M**	**$1.82M**

FY2026 - Future Capital Cost Breakdown

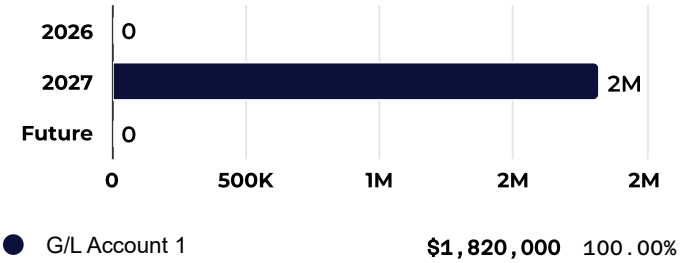

Capital Cost for Budgeted Years

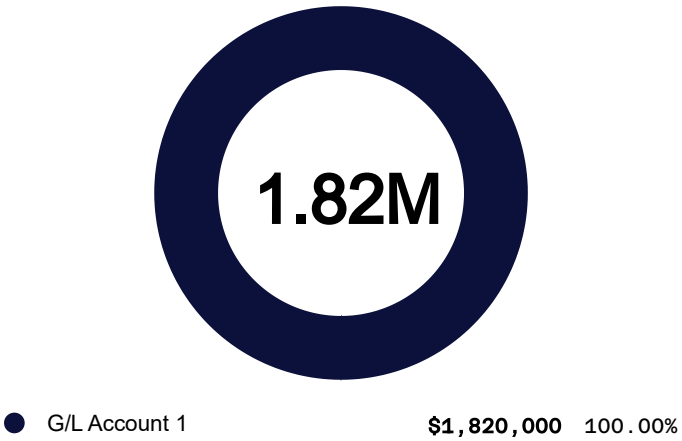

Detailed Breakdown

Category	FY2026 *Proposed*	FY2027 *Proposed*	Future	Total
G/L Account 1	$0	$1,820,000	$0	**$1,820,000**
Total	**$0**	**$1,820,000**	**$0**	**$1,820,000**

Funding Sources

FY2026 Budget	Total Budget (all years)	Project Total
$0	**$1.82M**	**$1.82M**

FY2026 - Future Funding Sources Breakdown

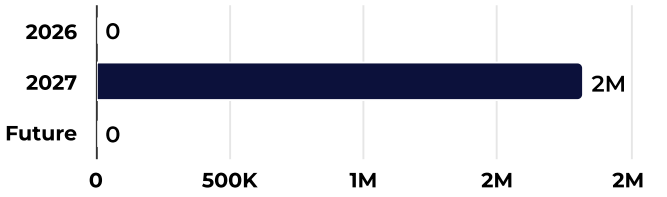

690 - Water Improvement **$1,820,000** 100.00%

Funding Sources for Budgeted Years



690 - Water Improvement **$1,820,000** 100.00%

Detailed Breakdown

Category	FY2026 *Proposed*	FY2027 *Proposed*	Future	Total
690 - Water Improvement	$0	$1,820,000	$0	**$1,820,000**
Total	**$0**	**$1,820,000**	**$0**	**$1,820,000**

WMP 5 Pipe Replace/Upsize: Alameda/North-Acacia/Lincoln

Overview

Request Owner	Carrie Whitney, Management Analyst
Department	Engineering
Type	Capital Improvement
Estimated Start Date	01/1/2028
Estimated Completion Date	12/31/2030

Project Location

Description

This project is part of the Water Master Plan and Water Rate Study and will help meet the City's long-term capital needs.

Replacement and upsizing of existing 4-inch and 6-inch water pipelines to 8-inch in the area of Alameda Street to North Street.

Details

Type of Project: New Construction

Capital Cost

FY2026 Budget
$0

Total Budget (all years)
$3.28M

Project Total
$3.28M

FY2026 - Future Capital Cost Breakdown

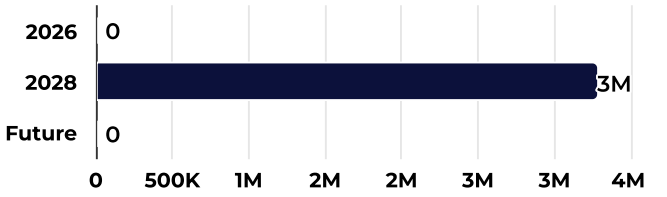

G/L Account 1 **$3,282,000** 100.00%

Capital Cost for Budgeted Years



G/L Account 1 **$3,282,000** 100.00%

Detailed Breakdown

Category	FY2026 *Proposed*	FY2028 *Proposed*	Future	Total
G/L Account 1	$0	$3,282,000	$0	**$3,282,000**
Total	**$0**	**$3,282,000**	**$0**	**$3,282,000**

Funding Sources

FY2026 Budget
$0

Total Budget (all years)
$3.28M

Project Total
$3.28M

FY2026 - Future Funding Sources Breakdown

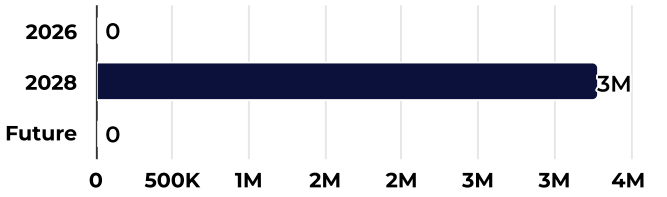

690 - Water Improvement **$3,282,000** 100.00%

Funding Sources for Budgeted Years



690 - Water Improvement **$3,282,000** 100.00%

Detailed Breakdown

Category	FY2026 *Proposed*	FY2028 *Proposed*	Future	Total
690 - Water Improvement	$0	$3,282,000	$0	**$3,282,000**
Total	**$0**	**$3,282,000**	**$0**	**$3,282,000**

WMP 6 Pipe Replace/Upsize: Marin/Moffat-Lassen/Powers

Overview

Request Owner	Carrie Whitney, Management Analyst
Department	Engineering
Type	Capital Improvement
Estimated Start Date	01/1/2029
Estimated Completion Date	12/31/2031

Project Location

Description

This project is part of the Water Master Plan and Water Rate Study that will help meet City's long-term capital needs.

Water pipe replacement and upsizing of 6-inch pipes to 8-inch, including reconnecting services and abandonment of old pipes within the area of Marin Street to Moffat Blvd and Powers Avenue to Lassen Avenue.

Details

Type of Project: New Construction

Capital Cost

FY2026 Budget
$0

Total Budget (all years)
$1M

Project Total
$1M

FY2026 - Future Capital Cost Breakdown

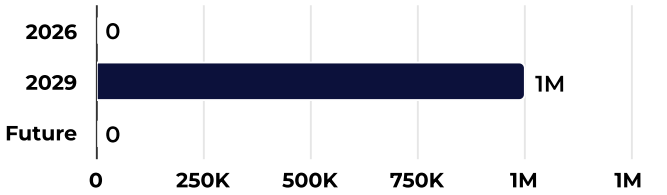

G/L Account 1 **$1,004,000** 100.00%

Capital Cost for Budgeted Years



G/L Account 1 **$1,004,000** 100.00%

Detailed Breakdown

Category	FY2026 *Proposed*	FY2029 *Proposed*	Future	Total
G/L Account 1	$0	$1,004,000	$0	**$1,004,000**
Total	**$0**	**$1,004,000**	**$0**	**$1,004,000**

Funding Sources

FY2026 Budget
$0

Total Budget (all years)
$1M

Project Total
$1M

FY2026 - Future Funding Sources Breakdown

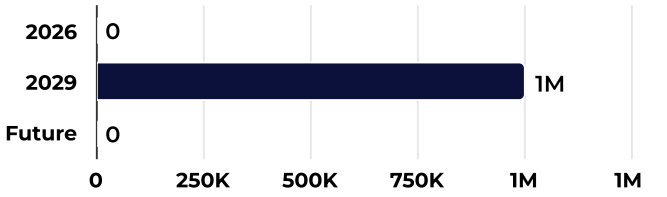

690 - Water Improvement **$1,004,000** 100.00%

Funding Sources for Budgeted Years



690 - Water Improvement **$1,004,000** 100.00%

Detailed Breakdown

Category	FY2026 *Proposed*	FY2029 *Proposed*	Future	Total
690 - Water Improvement	$0	$1,004,000	$0	**$1,004,000**
Total	**$0**	**$1,004,000**	**$0**	**$1,004,000**

WMP 7 Pipe Replace/Upsize: Parks/Vine - Stockton/Wetmore

Overview

Request Owner	Carrie Whitney, Management Analyst
Department	Engineering
Type	Capital Improvement
Estimated Start Date	01/1/2029
Estimated Completion Date	12/31/2031

Project Location

Description

This project is part of the Water Master Plan and Water Rate Study that will help meet the City's long-term capital needs.

Waterpipe replacement and upsizing of 4-inch and 6-inch pipes to 8-inch, including reconnecting services and abandoning old pipes in the area of Parks Avenue to Vine Street and Stockton Street to Wetmore Street.

Details

Type of Project: New Construction

Capital Cost

FY2026 Budget
$0

Total Budget (all years)
$712K

Project Total
$712K

FY2029 - Future Capital Cost Breakdown

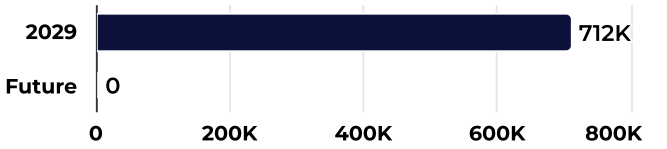

G/L Account 1 **$712,000** 100.00%

Capital Cost for Budgeted Years



G/L Account 1 **$712,000** 100.00%

Detailed Breakdown

Category	FY2029 *Proposed*	Future	Total
G/L Account 1	$712,000	$0	**$712,000**
Total	**$712,000**	**$0**	**$712,000**

Funding Sources

FY2026 Budget	Total Budget (all years)	Project Total
$0	**$0**	**$0**

FY2029 - Future Funding Sources Breakdown

100 - General Fund	$0	N/A

Funding Sources for Budgeted Years



100 - General Fund	$0	N/A

Detailed Breakdown

Category	FY2029 *Proposed*	Future	Total
100 - General Fund	$0	$0	**$0**
Total	**$0**	**$0**	**$0**

WMP 8 Pipe Replace/Upsize: Garfield (Yosemite to Moffat)

Overview

Request Owner	Carrie Whitney, Management Analyst
Department	Engineering
Type	Capital Improvement
Estimated Start Date	01/1/2030
Estimated Completion Date	12/31/2032

Project Location

Description

This project is part of the Water Master Plan and Water Rate Study that will help meet the City's long-term captial needs.

Water pipe replacement and upsizing of 4-inch and 6-inch pipes to 8-inch on Garfield Avenue from Yosemite Avenue to Moffat Blvd.

Details

Type of Project: New Construction

Capital Cost

FY2026 Budget
$0

Total Budget (all years)
$1.2M

Project Total
$1.2M

FY2026 - Future Capital Cost Breakdown

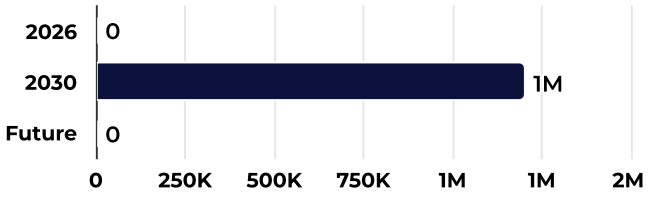

G/L Account 1 **$1,200,000** 100.00%

Capital Cost for Budgeted Years



G/L Account 1 **$1,200,000** 100.00%

Detailed Breakdown

Category	FY2026 *Proposed*	FY2030 *Proposed*	Future	Total
G/L Account 1	$0	$1,200,000	$0	**$1,200,000**
Total	**$0**	**$1,200,000**	**$0**	**$1,200,000**

Funding Sources

FY2026 Budget	Total Budget (all years)	Project Total
$0	**$1.2M**	**$1.2M**

FY2026 - Future Funding Sources Breakdown

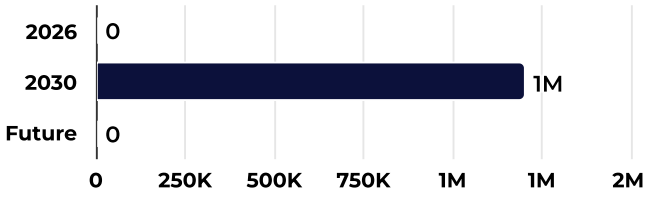

690 - Water Improvement **$1,200,000** 100.00%

Funding Sources for Budgeted Years



690 - Water Improvement **$1,200,000** 100.00%

Detailed Breakdown

Category	FY2026 *Proposed*	FY2030 *Proposed*	Future	Total
690 - Water Improvement	$0	$1,200,000	$0	**$1,200,000**
Total	**$0**	**$1,200,000**	**$0**	**$1,200,000**

WMP 9 Pipe Replace/Upsize: South/Lupton - Park/Main

Overview

Request Owner	Carrie Whitney, Management Analyst
Department	Engineering
Type	Capital Improvement
Estimated Start Date	01/1/2030
Estimated Completion Date	12/31/2032

Project Location

West Lupton Street

Description

This project is part of the Water Master Plan and Water Rate Study that will help meet the City's long-term capital needs.

Waterpipe replacement and upsizing from 4-inch and 6-inch pipe to 8-inch in the area of South Street to Lupton Street and Park Avenue to Main Street.

Details

Type of Project: New Construction

Capital Cost

FY2026 Budget
$0

Total Budget (all years)
$1.32M

Project Total
$1.32M

FY2026 - Future Capital Cost Breakdown

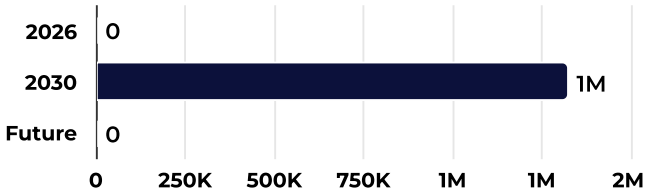

G/L Account 1 **$1,323,000** 100.00%

Capital Cost for Budgeted Years



G/L Account 1 **$1,323,000** 100.00%

Detailed Breakdown

Category	FY2026 *Proposed*	FY2030 *Proposed*	Future	Total
G/L Account 1	$0	$1,323,000	$0	**$1,323,000**
Total	**$0**	**$1,323,000**	**$0**	**$1,323,000**

Funding Sources

FY2026 Budget
$0

Total Budget (all years)
$1.32M

Project Total
$1.32M

FY2026 - Future Funding Sources Breakdown

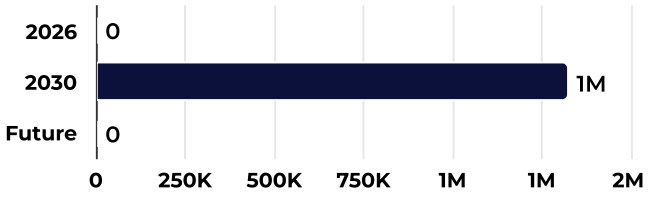

690 - Water Improvement **$1,323,000** 100.00%

Funding Sources for Budgeted Years



690 - Water Improvement **$1,323,000** 100.00%

Detailed Breakdown

Category	FY2026 *Proposed*	FY2030 *Proposed*	Future	Total
690 - Water Improvement	$0	$1,323,000	$0	**$1,323,000**
Total	**$0**	**$1,323,000**	**$0**	**$1,323,000**

WQCF - Dewatering (Centrifuge) Unit No. 3

Overview

Request Owner	Kyzen Nicolas, Associate Engineer
Department	Engineering
Type	Capital Improvement
Project Number	24006
Estimated Start Date	10/2/2023
Estimated Completion Date	06/30/2028

Project Location

2450 West Yosemite Avenue

Description

WQCF - Dewatering (Centrifuge) Unit No. 3 project was identified in the WQCF 2021 Capacity Assessment as needed to meet current treatment capacity. Includes adding a third centrifuge, new sludge feed pump, and new polymer blending unit.

Details

Type of Project: New Construction

Capital Cost

FY2026 Budget	Total Budget (all years)	Future	Project Total (to date)
$3.8M	**$3.8M**	**$3.8M**	**$11.4M**

FY2026 - Future Capital Cost Breakdown

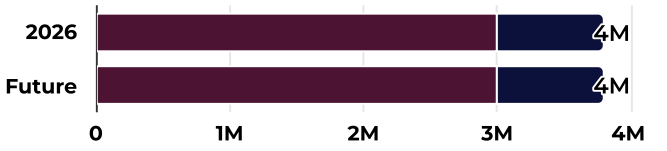

G/L Account 1	$1,600,000	21.05%
G/L Account 2	$6,000,000	78.95%

Capital Cost for Budgeted Years

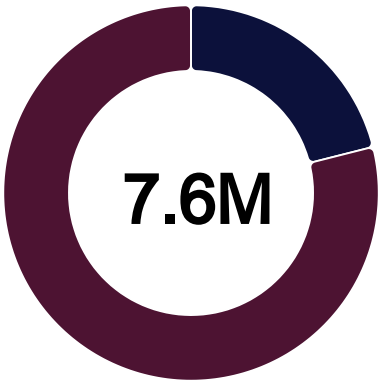

G/L Account 1	$1,600,000	21.05%
G/L Account 2	$6,000,000	78.95%

Detailed Breakdown

Category	FY2026 *Proposed*	Future	Total
G/L Account 2	$3,000,000	$3,000,000	**$6,000,000**
G/L Account 1	$800,000	$800,000	**$1,600,000**
Total	**$3,800,000**	**$3,800,000**	**$7,600,000**

Funding Sources

FY2026 Budget	Total Budget (all years)	Future	Project Total
$3.8M	**$3.8M**	**$3.8M**	**$7.6M**

FY2026 - Future Funding Sources Breakdown

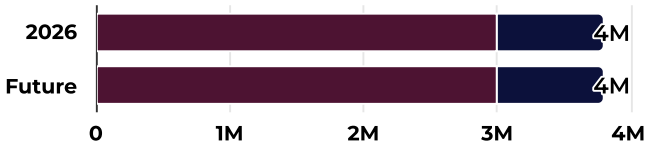

640 - Sewer O&M	$1,600,000	21.05%
650 - Sewer Improvement	$6,000,000	78.95%

Funding Sources for Budgeted Years

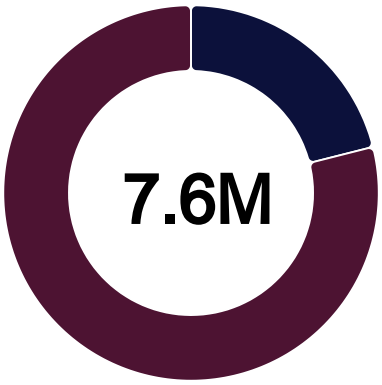

640 - Sewer O&M	$1,600,000	21.05%
650 - Sewer Improvement	$6,000,000	78.95%

Detailed Breakdown

Category	FY2026 *Proposed*	Future	Total
650 - Sewer Improvement	$3,000,000	$3,000,000	**$6,000,000**
640 - Sewer O&M	$800,000	$800,000	**$1,600,000**
Total	**$3,800,000**	**$3,800,000**	**$7,600,000**

WQCF - Sludge Thickener (DAF) Unit No. 3

Overview

Request Owner	Kyzen Nicolas, Associate Engineer
Department	Engineering
Type	Capital Improvement
Project Number	24007
Estimated Start Date	10/2/2023
Estimated Completion Date	06/30/2028

Project Location

2450 West Yosemite Avenue

Description

WQCF - Sludge Thickener (DAF) Unit No. 3 project was identified in the WQCF 2021 Capacity Assessment as needed to meet current treatment capacity. Improvements include the installation of a rotating drum thickener (RDT) facility, repurposing existing DAFs into sludge blend tanks, and a new odor control facility.

Details

Type of Project: 0

Capital Cost

FY2026 Budget
$4.4M

Total Budget (all years)
$18.4M

Project Total (to date)
$25.4M

FY2026 - Future Capital Cost Breakdown

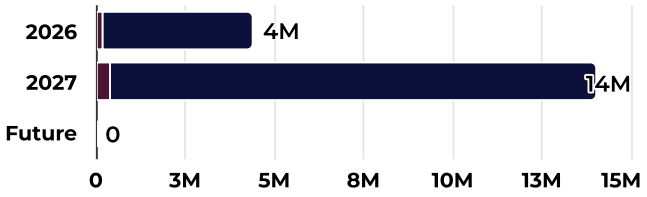

G/L Account 1	$17,800,000	96.74%
G/L Account 2	$600,000	3.26%

Capital Cost for Budgeted Years

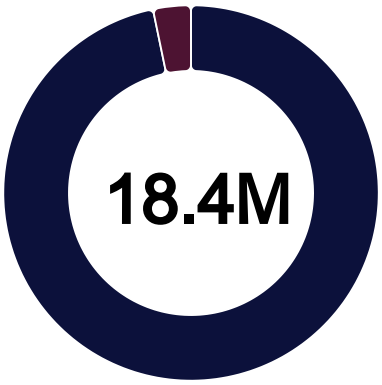

G/L Account 1	$17,800,000	96.74%
G/L Account 2	$600,000	3.26%

Detailed Breakdown

Category	FY2026 *Proposed*	FY2027 *Proposed*	Future	Total
G/L Account 1	$4,200,000	$13,600,000	$0	**$17,800,000**
G/L Account 2	$200,000	$400,000	$0	**$600,000**
Total	**$4,400,000**	**$14,000,000**	**$0**	**$18,400,000**

Funding Sources

FY2026 Budget
$4.4M

Total Budget (all years)
$18.4M

Project Total
$18.4M

FY2026 - Future Funding Sources Breakdown

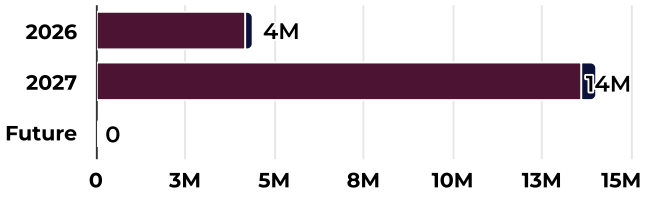

640 - Sewer O&M	$600,000	3.26%
650 - Sewer Improvement	$17,800,000	96.74%

Funding Sources for Budgeted Years

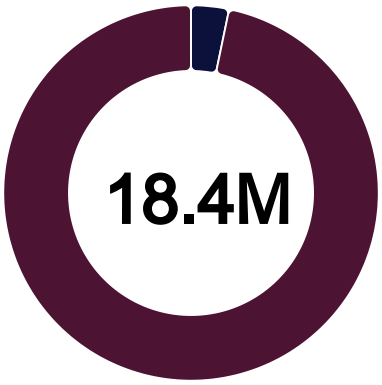

640 - Sewer O&M	$600,000	3.26%
650 - Sewer Improvement	$17,800,000	96.74%

Detailed Breakdown

Category	FY2026 *Proposed*	FY2027 *Proposed*	Future	Total
650 - Sewer Improvement	$4,200,000	$13,600,000	$0	**$17,800,000**
640 - Sewer O&M	$200,000	$400,000	$0	**$600,000**
Total	**$4,400,000**	**$14,000,000**	**$0**	**$18,400,000**

WQCF- 22 Install New Waste Heat Radiator

Overview

Request Owner	Carrie Whitney, Management Analyst
Department	Engineering
Type	Capital Improvement

Description

This capital project involves the procurement and installation of a new waste radiator system to replace the existing unit at the Public Works Water Quality Control Facility. The new radiator will improve thermal efficiency, support better heat recovery from waste streams, and ensure compliance with updated environmental and operational standards.

Capital Cost

FY2026 Budget	Total Budget (all years)	Future	Project Total
$0	**$0**	**$198K**	**$198K**

FY2026 - Future Capital Cost Breakdown

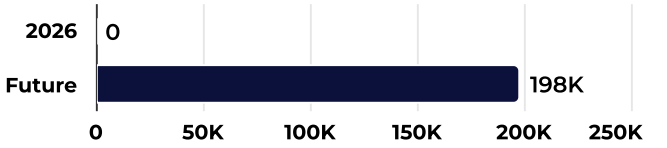

G/L Account 1	**$198,000**	100.00%

Capital Cost for Budgeted Years



G/L Account 1	**$198,000**	100.00%

Detailed Breakdown

Category	FY2026 *Proposed*	Future	Total
G/L Account 1	$0	$198,000	**$198,000**
Total	**$0**	**$198,000**	**$198,000**

Funding Sources

FY2026 Budget	Total Budget (all years)	Future	Project Total
$0	**$0**	**$198K**	**$198K**

FY2026 - Future Funding Sources Breakdown

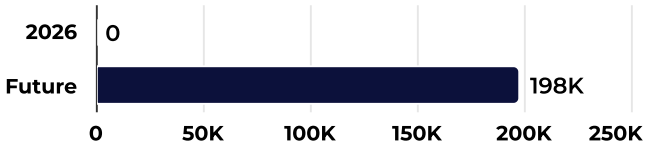

640 - Sewer O&M	$198,000	100.00%

Funding Sources for Budgeted Years



640 - Sewer O&M	$198,000	100.00%

Detailed Breakdown

Category	FY2026 *Proposed*	Future	Total
640 - Sewer O&M	$0	$198,000	**$198,000**
Total	**$0**	**$198,000**	**$198,000**

WQCF-01 WAS (Waste Activated Sludge) Pump Replacement

Overview

Request Owner	Kyzen Nicolas, Associate Engineer
Department	Engineering
Type	Capital Improvement
Project Number	22063
Estimated Start Date	03/4/2024
Estimated Completion Date	12/31/2025

Project Location

Description

Replace the waste activated sludge (WAS) pumps in both the Northside and Southside Plants.

Details

Type of Project: New Construction

Capital Cost

FY2026 Budget	Total Budget (all years)	Project Total (to date)
$0	**$0**	**$1.66M**

FY2026 - Future Capital Cost Breakdown

G/L Account 1	$0	N/A

Capital Cost for Budgeted Years



G/L Account 1	$0	N/A

Detailed Breakdown

Category	FY2026 *Proposed*	Future	Total
G/L Account 1	$0	$0	$0
Total	**$0**	**$0**	**$0**

Funding Sources

FY2026 Budget	Total Budget (all years)	Project Total (to date)
$0	**$0**	**$1.66M**

FY2026 - Future Funding Sources Breakdown

640 - Sewer O&M	$0	N/A

Funding Sources for Budgeted Years



640 - Sewer O&M	$0	N/A

Detailed Breakdown

Category	FY2026 *Proposed*	Future	Total
640 - Sewer O&M	$0	$0	**$0**
Total	**$0**	**$0**	**$0**

WQCF-02 RAS (Return Activated Sludge) Pump Replacements

Overview

Request Owner	Kyzen Nicolas, Associate Engineer
Department	Engineering
Type	Capital Improvement
Project Number	22061
Estimated Start Date	03/4/2024
Estimated Completion Date	12/31/2025

Project Location

Description

Upgrade the existing Recycled Activated Sludge Pumps at the South Wastewater Treatment Plant.

Details

Type of Project: New Construction

Capital Cost

FY2026 Budget	Total Budget (all years)	Project Total (to date)
$0	**$0**	**$1.98M**

FY2026 - Future Capital Cost Breakdown

G/L Account 1 **$0** N/A

Capital Cost for Budgeted Years



G/L Account 1 **$0** N/A

Detailed Breakdown

Category	FY2026 *Proposed*	Future	Total
G/L Account 1	$0	$0	**$0**
Total	**$0**	**$0**	**$0**

Funding Sources

FY2026 Budget	Total Budget (all years)	Project Total (to date)
$0	**$0**	**$1.98M**

FY2026 - Future Funding Sources Breakdown

640 - Sewer O&M	$0	N/A

Funding Sources for Budgeted Years



640 - Sewer O&M	$0	N/A

Detailed Breakdown

Category	FY2026 *Proposed*	Future	Total
640 - Sewer O&M	$0	$0	**$0**
Total	**$0**	**$0**	**$0**

WQCF-03: Flow Split Repair - North Plant

Overview

Request Owner	Carrie Whitney, Management Analyst
Department	Engineering
Type	Capital Improvement
Project Number	23002
Estimated Start Date	02/1/2025
Estimated Completion Date	02/7/2026

Description

Fixed flow split into the North Plant aeration basins so that the full capacity of each basin can be achieved. Drought conditions and water conservation in recent years have resulted in increased wastewater strength carrying less water to the Wastewater Quality Control Facility (WQCF). The average Biochemical Oxygen Demand (BOD) is now 372 milligrams per liter (mg/L), compared to 310 mg/L in the Phase III Basis of Design Report (a 20% increase). Similarly, the average Total Kjeldahl Nitrogen (TKN) has increased from 35 mg/L to 60 mg/L (a 71% increase).

Images

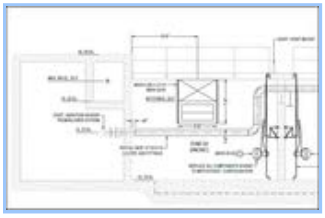

Capital Cost

FY2026 Budget
$1.15M

Total Budget (all years)
$1.89M

Project Total (to date)
$3.12M

FY2026 - Future Capital Cost Breakdown

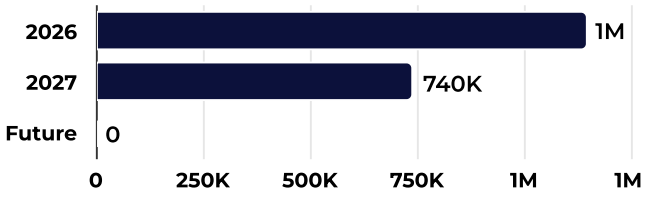

G/L Account 1	$1,885,000	100.00%
G/L Account 2	$0	0.00%

Capital Cost for Budgeted Years

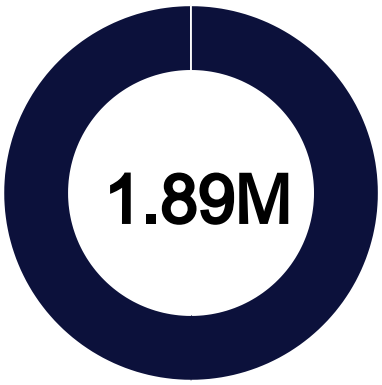

G/L Account 1	$1,885,000	100.00%
G/L Account 2	$0	0.00%

Detailed Breakdown

Category	FY2026 *Proposed*	FY2027 *Proposed*	Future	Total
G/L Account 1	$1,145,000	$740,000	$0	**$1,885,000**
G/L Account 2	$0	$0	$0	**$0**
Total	**$1,145,000**	**$740,000**	**$0**	**$1,885,000**

Funding Sources

FY2026 Budget
$1.15M

Total Budget (all years)
$1.89M

Project Total (to date)
$3.12M

FY2026 - Future Funding Sources Breakdown

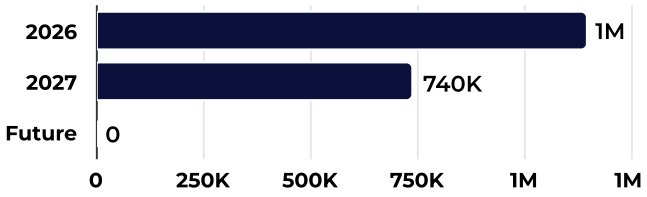

640 - Sewer O&M	$1,885,000	100.00%
650 - Sewer Improvement	$0	0.00%

Funding Sources for Budgeted Years

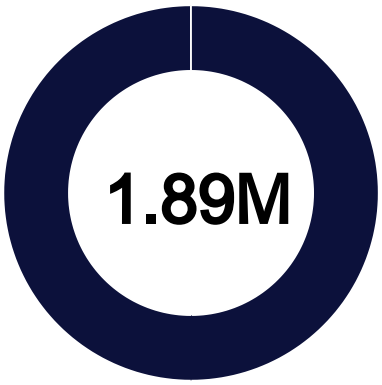

640 - Sewer O&M	$1,885,000	100.00%
650 - Sewer Improvement	$0	0.00%

Detailed Breakdown

Category	FY2026 *Proposed*	FY2027 *Proposed*	Future	Total
640 - Sewer O&M	$1,145,000	$740,000	$0	**$1,885,000**
650 - Sewer Improvement	$0	$0	$0	**$0**
Total	**$1,145,000**	**$740,000**	**$0**	**$1,885,000**

Operational Costs

FY2026 Budget
$0

Total Budget (all years)
$0

Project Total
$0

FY2026 - Future Operational Costs Breakdown



Operational Cost 1 **$0** N/A

Operational Costs for Budgeted Years



Operational Cost 1 **$0** N/A

Detailed Breakdown

Category	FY2026 *Proposed*	FY2027 *Proposed*	FY2028 *Proposed*	FY2029 *Proposed*	Future	Total
Operational Cost 1	$0	$0	$0	$0	$0	**$0**
Total	**$0**	**$0**	**$0**	**$0**	**$0**	**$0**

WQCF-03: IMLR Pump Replacement - Both Plants

Overview

Request Owner	Carrie Whitney, Management Analyst
Department	Engineering
Type	Capital Equipment
Project Number	23003

Description

Replace Internal Mixed Liquor Recycle (IMLR) pumps in the aeration basins of both plants to improve denitrification.

Images

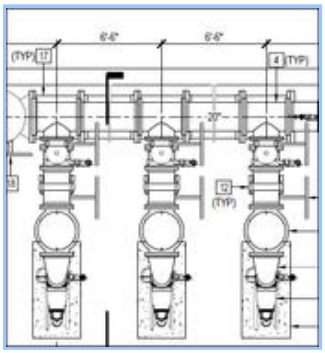

Details

New/Replacement: 650.00.00.900-8050.17

Useful Life: 148081

Capital Cost

FY2026 Budget
$2.72M

Total Budget (all years)
$4.46M

Project Total (to date)
$7.32M

FY2026 - Future Capital Cost Breakdown

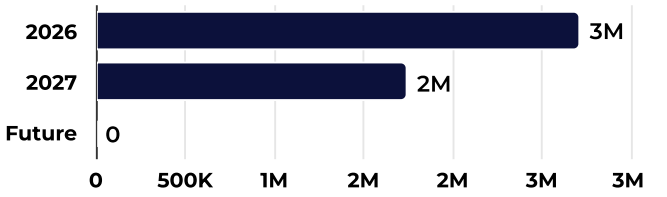

G/L Account 1 **$4,460,000** 100.00%

Capital Cost for Budgeted Years



G/L Account 1 **$4,460,000** 100.00%

Detailed Breakdown

Category	FY2026 *Proposed*	FY2027 *Proposed*	Future	Total
G/L Account 1	$2,715,000	$1,745,000	$0	**$4,460,000**
Total	**$2,715,000**	**$1,745,000**	**$0**	**$4,460,000**

Funding Sources

FY2026 Budget
$2.72M

Total Budget (all years)
$4.46M

Project Total (to date)
$7.32M

FY2026 - Future Funding Sources Breakdown

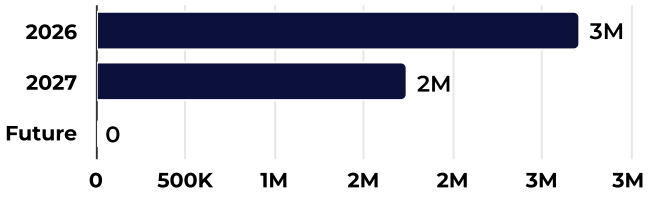

640 - Sewer O&M	$4,460,000	100.00%
650 - Sewer Improvement	$0	0.00%

Funding Sources for Budgeted Years



640 - Sewer O&M	$4,460,000	100.00%
650 - Sewer Improvement	$0	0.00%

Detailed Breakdown

Category	FY2026 *Proposed*	FY2027 *Proposed*	Future	Total
640 - Sewer O&M	$2,715,000	$1,745,000	$0	**$4,460,000**
650 - Sewer Improvement	$0	$0	$0	**$0**
Total	**$2,715,000**	**$1,745,000**	**$0**	**$4,460,000**

WQCF-03: Process Aeration Control - Both Plants

Overview

Request Owner	Carrie Whitney, Management Analyst
Department	Engineering
Type	Capital Improvement
Project Number	23004
Estimated Start Date	02/1/2025
Estimated Completion Date	02/7/2026

Description

Add process aeration control at both plants to improve monitoring and control of denitrification. Drought conditions and water conservation in recent years have resulted in increased wastewater strength carrying less water to the Wastewater Quality Control Facility (WQCF). The average Biochemical Oxygen Demand (BOD) is now 372 milligrams per liter (mg/L), compared to 310 mg/L in the Phase III Basis of Design Report (a 20% increase). Similarly, the average Total Kjeldahl Nitrogen (TKN) has increased from 35 mg/L to 60 mg/L (a 71% increase).

Images

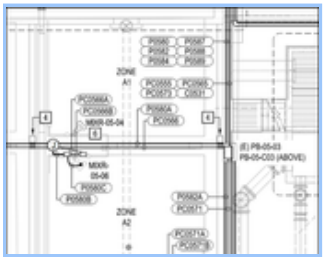

Capital Cost

FY2026 Budget
$1.78M

Total Budget (all years)
$2.93M

Project Total (to date)
$4.83M

FY2026 - Future Capital Cost Breakdown

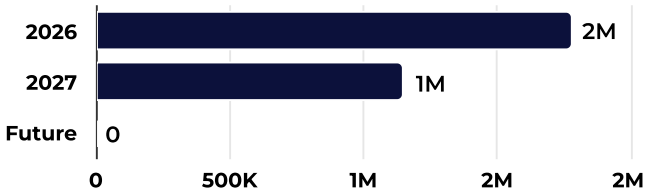

G/L Account 1	$2,925,000	100.00%
G/L Account 2	$0	0.00%

Capital Cost for Budgeted Years

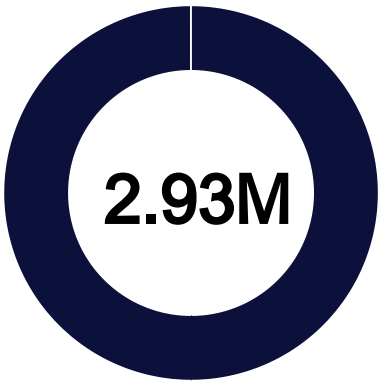

G/L Account 1	$2,925,000	100.00%
G/L Account 2	$0	0.00%

Detailed Breakdown

Category	FY2026 *Proposed*	FY2027 *Proposed*	Future	Total
G/L Account 1	$1,780,000	$1,145,000	$0	**$2,925,000**
G/L Account 2	$0	$0	$0	**$0**
Total	**$1,780,000**	**$1,145,000**	**$0**	**$2,925,000**

Funding Sources

FY2026 Budget
$1.78M

Total Budget (all years)
$2.93M

Project Total (to date)
$4.83M

FY2026 - Future Funding Sources Breakdown

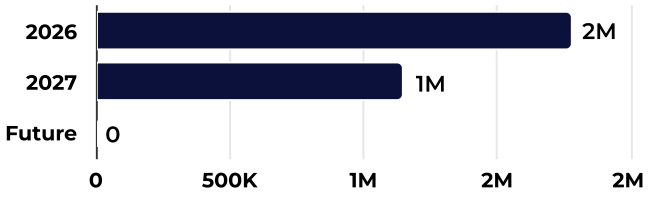

640 - Sewer O&M	$2,925,000	100.00%
650 - Sewer Improvement	$0	0.00%

Funding Sources for Budgeted Years

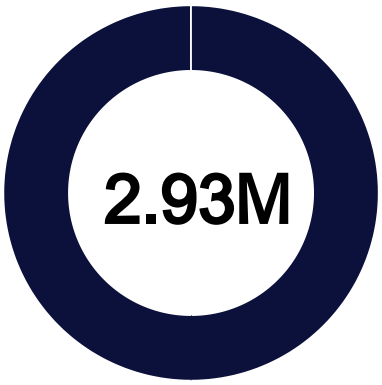

640 - Sewer O&M	$2,925,000	100.00%
650 - Sewer Improvement	$0	0.00%

Detailed Breakdown

Category	FY2026 *Proposed*	FY2027 *Proposed*	Future	Total
640 - Sewer O&M	$1,780,000	$1,145,000	$0	**$2,925,000**
650 - Sewer Improvement	$0	$0	$0	**$0**
Total	**$1,780,000**	**$1,145,000**	**$0**	**$2,925,000**

Operational Costs

FY2026 Budget
$0

Total Budget (all years)
$0

Project Total
$0

FY2026 - Future Operational Costs Breakdown



Operational Cost 1 **$0** N/A

Operational Costs for Budgeted Years



Operational Cost 1 **$0** N/A

Detailed Breakdown

Category	FY2026 *Proposed*	FY2027 *Proposed*	FY2028 *Proposed*	FY2029 *Proposed*	Future	Total
Operational Cost 1	$0	$0	$0	$0	$0	**$0**
Total	**$0**	**$0**	**$0**	**$0**	**$0**	**$0**

WQCF-03: Zone B Mixing System - Both Plants

Overview

Request Owner	Carrie Whitney, Management Analyst
Department	Engineering
Type	Capital Improvement
Project Number	23005
Estimated Start Date	02/1/2025
Estimated Completion Date	02/7/2026

Description

Add new independent mixing system to Zone B in each aeration basin of both plants to allow full turn down of aeration without settling solids to improve denitrification. Drought conditions and water conservation in recent years have resulted in increased wastewater strength carrying less water to the Wastewater Quality Control Facility (WQCF). The average Biochemical Oxygen Demand (BOD) is now 372 milligrams per liter (mg/L), compared to 310 mg/L in the Phase III Basis of Design Report (a 20% increase). Similarly, the average Total Kjeldahl Nitrogen (TKN) has increased from 35 mg/L to 60 mg/L (a 71% increase).

Images

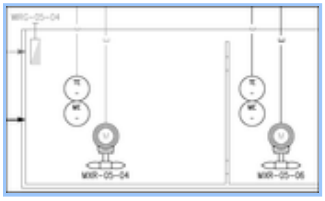

Capital Cost

FY2026 Budget
$2.96M

Total Budget (all years)
$4.87M

Project Total (to date)
$7.92M

FY2026 - Future Capital Cost Breakdown

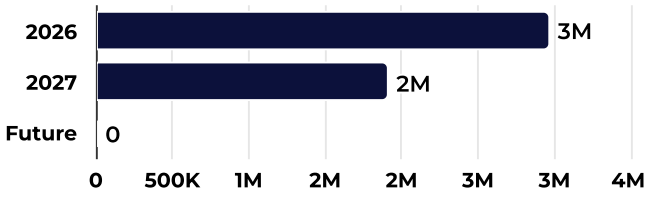

G/L Account 1	$4,865,000	100.00%
G/L Account 2	$0	0.00%

Capital Cost for Budgeted Years



G/L Account 1	$4,865,000	100.00%
G/L Account 2	$0	0.00%

Detailed Breakdown

Category	FY2026 *Proposed*	FY2027 *Proposed*	Future	Total
G/L Account 1	$2,960,000	$1,905,000	$0	**$4,865,000**
G/L Account 2	$0	$0	$0	**$0**
Total	**$2,960,000**	**$1,905,000**	**$0**	**$4,865,000**

Funding Sources

FY2026 Budget
$2.96M

Total Budget (all years)
$4.87M

Project Total (to date)
$7.92M

FY2026 - Future Funding Sources Breakdown

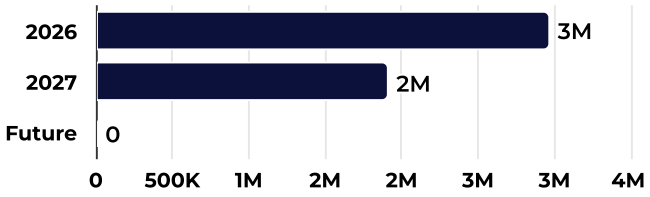

640 - Sewer O&M	$4,865,000	100.00%
650 - Sewer Improvement	$0	0.00%

Funding Sources for Budgeted Years



640 - Sewer O&M	$4,865,000	100.00%
650 - Sewer Improvement	$0	0.00%

Detailed Breakdown

Category	FY2026 *Proposed*	FY2027 *Proposed*	Future	Total
640 - Sewer O&M	$2,960,000	$1,905,000	$0	**$4,865,000**
650 - Sewer Improvement	$0	$0	$0	**$0**
Total	**$2,960,000**	**$1,905,000**	**$0**	**$4,865,000**

Operational Costs

FY2026 Budget
$0

Total Budget (all years)
$0

Project Total
$0

FY2026 - Future Operational Costs Breakdown



Operational Cost 1 **$0** N/A

Operational Costs for Budgeted Years



Operational Cost 1 **$0** N/A

Detailed Breakdown

Category	FY2026 *Proposed*	FY2027 *Proposed*	FY2028 *Proposed*	FY2029 *Proposed*	Future	Total
Operational Cost 1	$0	$0	$0	$0	$0	**$0**
Total	**$0**	**$0**	**$0**	**$0**	**$0**	**$0**

WQCF-04 Side Stream Treatment

Overview

Request Owner	Kyzen Nicolas, Associate Engineer
Department	Engineering
Type	Capital Improvement
Project Number	25005
Estimated Start Date	01/1/2025
Estimated Completion Date	02/27/2027

Description

Treat the centrate from the Centrifuges to reduce the nitrogen load to the plant and stay in compliance with the NPDES permit requirements.

There is an estimated $8.9M in current FY25 project budget. Project carryforward of $5.5M and project funding will be reduced to $3,470,000 for FY26.

Capital Cost

FY2026 Budget
$0

Total Budget (all years)
$7.64M

Project Total (to date)
$16.7M

FY2026 - Future Capital Cost Breakdown

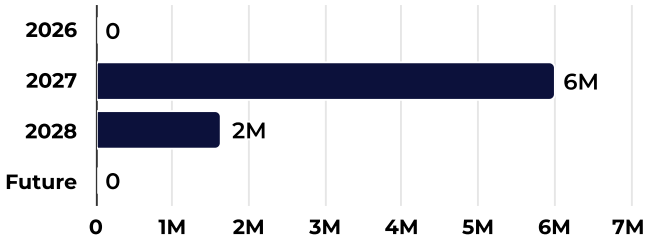

G/L Account 1 **$7,635,000** 100.00%

Capital Cost for Budgeted Years



G/L Account 1 **$7,635,000** 100.00%

Detailed Breakdown

Category	FY2026 *Proposed*	FY2027 *Proposed*	FY2028 *Proposed*	Future	Total
G/L Account 1	$0	$6,000,000	$1,635,000	$0	**$7,635,000**
Total	**$0**	**$6,000,000**	**$1,635,000**	**$0**	**$7,635,000**

Funding Sources

FY2026 Budget
$0

Total Budget (all years)
$7.64M

Project Total (to date)
$16.7M

FY2026 - Future Funding Sources Breakdown

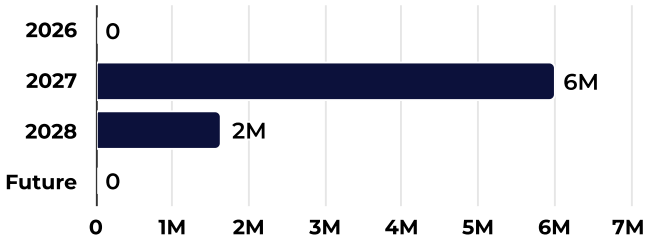

650 - Sewer Improvement **$7,635,000** 100.00%

Funding Sources for Budgeted Years



650 - Sewer Improvement **$7,635,000** 100.00%

Detailed Breakdown

Category	FY2026 *Proposed*	FY2027 *Proposed*	FY2028 *Proposed*	Future	Total
650 - Sewer Improvement	$0	$6,000,000	$1,635,000	$0	**$7,635,000**
Total	**$0**	**$6,000,000**	**$1,635,000**	**$0**	**$7,635,000**

Operational Costs

FY2026 Budget
$0

Total Budget (all years)
$0

Project Total
$0

FY2026 - Future Operational Costs Breakdown



Operational Cost 1 **$0** N/A

Operational Costs for Budgeted Years



Operational Cost 1 **$0** N/A

Detailed Breakdown

Category	FY2026 *Proposed*	FY2027 *Proposed*	FY2028 *Proposed*	FY2029 *Proposed*	Future	Total
Operational Cost 1	$0	$0	$0	$0	$0	**$0**
Total	**$0**	**$0**	**$0**	**$0**	**$0**	**$0**

WQCF-10 I&E Switchgear PLC Upgrades

Overview

Request Owner Carrie Whitney, Management Analyst

Department Engineering

Type Capital Improvement

Description

This project is part of the Sewer Rate Study and will help meet the City's long-term capital needs.

Upgrading switchgear and power system Programmable Logic Controllers (PLCs) is crucial for enhancing safety, reliability, and efficiency in electrical systems. Modern switchgear and PLCs offer improved safety features, better monitoring and control, extended equipment lifespan, and increased energy efficiency, ultimately reducing downtime and operational costs.

Details

Type of Project: New Construction

Capital Cost

FY2026 Budget
$0

Total Budget (all years)
$127K

Project Total
$127K

FY2026 - Future Capital Cost Breakdown

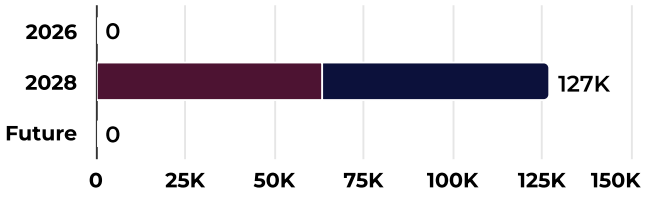

G/L Account 1	$63,500	50.00%
G/L Account 2	$63,500	50.00%

Capital Cost for Budgeted Years

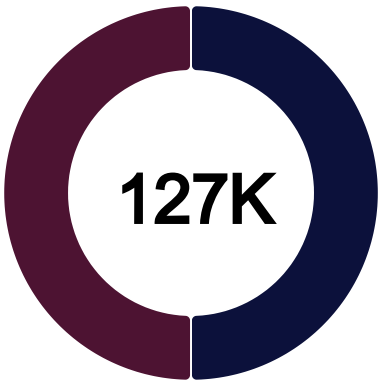

G/L Account 1	$63,500	50.00%
G/L Account 2	$63,500	50.00%

Detailed Breakdown

Category	FY2026 *Proposed*	FY2028 *Proposed*	Future	Total
G/L Account 2	$0	$63,500	$0	**$63,500**
G/L Account 1	$0	$63,500	$0	**$63,500**
Total	**$0**	**$127,000**	**$0**	**$127,000**

Funding Sources

FY2026 Budget
$0

Total Budget (all years)
$127K

Project Total
$127K

FY2026 - Future Funding Sources Breakdown

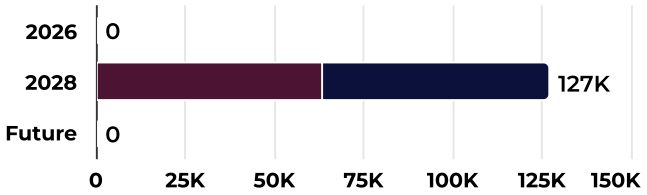

640 - Sewer O&M	$63,500	50.00%
650 - Sewer Improvement	$63,500	50.00%

Funding Sources for Budgeted Years

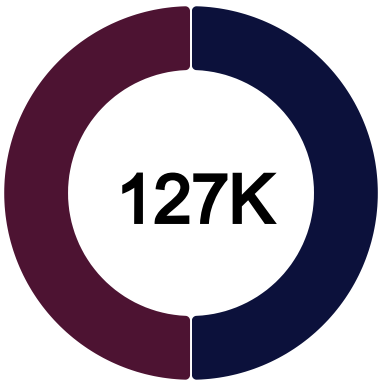

640 - Sewer O&M	$63,500	50.00%
650 - Sewer Improvement	$63,500	50.00%

Detailed Breakdown

Category	FY2026 *Proposed*	FY2028 *Proposed*	Future	Total
650 - Sewer Improvement	$0	$63,500	$0	**$63,500**
640 - Sewer O&M	$0	$63,500	$0	**$63,500**
Total	**$0**	**$127,000**	**$0**	**$127,000**

WQCF-14 UV Disinfection System Upgrade CIP 25004

Overview

Request Owner	Carrie Whitney, Management Analyst
Department	Engineering
Type	Capital Improvement
Project Number	25004
Estimated Start Date	02/6/2025
Estimated Completion Date	06/30/2027

Description

This project is included in the Wastewater Master Plan. The ultraviolet (UV) system is used for disinfection of plant tertiary effluent before discharging to the San Joaquin River. UV is under-performing leading to violations. This upgrade is needed to correct the system.

Capital Cost

FY2026 Budget
$0

Total Budget (all years)
$5.8M

Project Total (to date)
$15.6M

FY2026 - Future Capital Cost Breakdown

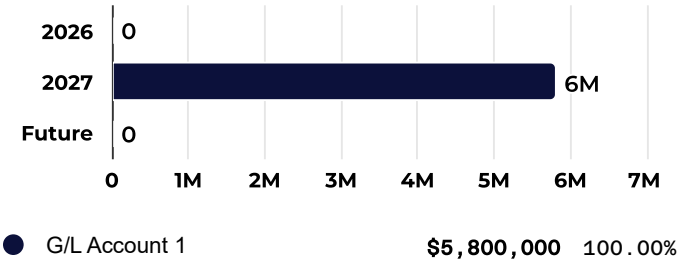

Capital Cost for Budgeted Years

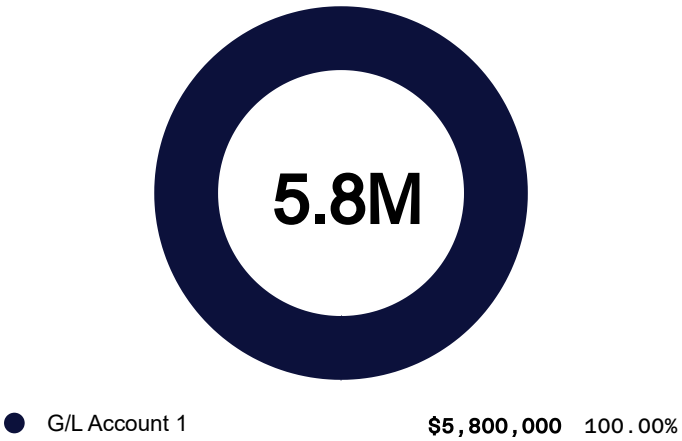

Detailed Breakdown

Category	FY2026 *Proposed*	FY2027 *Proposed*	Future	Total
G/L Account 1	$0	$5,800,000	$0	**$5,800,000**
Total	**$0**	**$5,800,000**	**$0**	**$5,800,000**

Funding Sources

FY2026 Budget
$0

Total Budget (all years)
$5.8M

Project Total (to date)
$15.6M

FY2026 - Future Funding Sources Breakdown

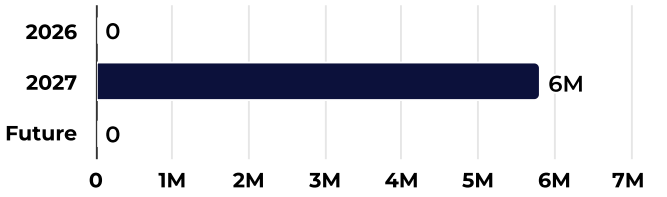

650 - Sewer Improvement	$5,800,000	100.00%

Funding Sources for Budgeted Years



650 - Sewer Improvement	$5,800,000	100.00%

Detailed Breakdown

Category	FY2026 *Proposed*	FY2027 *Proposed*	Future	Total
650 - Sewer Improvement	$0	$5,800,000	$0	**$5,800,000**
Total	**$0**	**$5,800,000**	**$0**	**$5,800,000**

Operational Costs

FY2026 Budget
$0

Total Budget (all years)
$0

Project Total
$0

FY2026 - Future Operational Costs Breakdown



Operational Cost 1 **$0** N/A

Operational Costs for Budgeted Years



Operational Cost 1 **$0** N/A

Detailed Breakdown

Category	FY2026 *Proposed*	FY2027 *Proposed*	FY2028 *Proposed*	FY2029 *Proposed*	Future	Total
Operational Cost 1	$0	$0	$0	$0	$0	**$0**
Total	**$0**	**$0**	**$0**	**$0**	**$0**	**$0**

WQCF-16 Replace Secondary Effluent Equalization Pond Liner

Overview

Request Owner	Alfredo Mijango, Assistant Engineer
Department	Engineering
Type	Capital Improvement

Project Location

Description

Replace the Secondary Effluent Equalization Pond Liner. A liner in a secondary effluent equalization pond is crucial for wastewater treatment to prevent seepage, which could contaminate groundwater and drinking water sources. The liner acts as an impermeable barrier, ensuring treated wastewater remains within the pond and doesn't infiltrate into the surrounding environment. This protection is vital for maintaining water quality and complying with environmental regulations.

Images

Capital Cost

FY2026 Budget	Total Budget (all years)	Future	Project Total
$0	**$0**	**$2.1M**	**$2.1M**

FY2026 - Future Capital Cost Breakdown

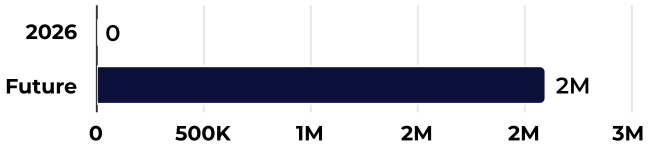

G/L Account 1 **$2,101,000** 100.00%

Capital Cost for Budgeted Years



G/L Account 1 **$2,101,000** 100.00%

Detailed Breakdown

Category	FY2026 *Proposed*	Future	Total
G/L Account 1	$0	$2,101,000	**$2,101,000**
Total	**$0**	**$2,101,000**	**$2,101,000**

Funding Sources

FY2026 Budget	Total Budget (all years)	Future	Project Total
$0	**$0**	**$2.1M**	**$2.1M**

FY2026 - Future Funding Sources Breakdown

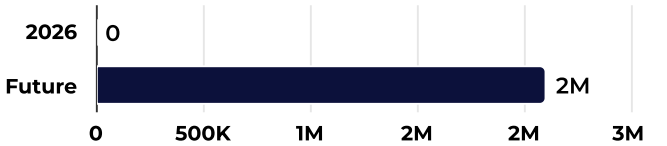

640 - Sewer O&M	$2,101,000	100.00%

Funding Sources for Budgeted Years



640 - Sewer O&M	$2,101,000	100.00%

Detailed Breakdown

Category	FY2026 *Proposed*	Future	Total
640 - Sewer O&M	$0	$2,101,000	**$2,101,000**
Total	**$0**	**$2,101,000**	**$2,101,000**

WQCF-17 Headworks Screen No. 3

Overview

Request Owner	Alfredo Mijango, Assistant Engineer
Department	Engineering
Type	Capital Improvement

Project Location

Description

This project is part of the Sewer Rate Study and will help meet City's long-term capital needs.

Replace Headworks Screen No. 3. The headworks in a wastewater treatment plant are crucial because they remove large inorganic materials like debris, grit, and trash from the wastewater flow before it enters the main treatment processes. This ensures the protection of downstream equipment and enhances the overall efficiency of the treatment plant.

Images

Capital Cost

FY2026 Budget	Total Budget (all years)	Future	Project Total
$0	**$0**	**$900K**	**$900K**

FY2026 - Future Capital Cost Breakdown

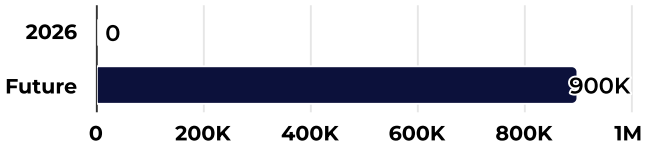

G/L Account 1 **$900,000** 100.00%

Capital Cost for Budgeted Years



G/L Account 1 **$900,000** 100.00%

Detailed Breakdown

Category	FY2026 *Proposed*	Future	Total
G/L Account 1	$0	$900,000	**$900,000**
Total	**$0**	**$900,000**	**$900,000**

Funding Sources

FY2026 Budget	Total Budget (all years)	Future	Project Total
$0	**$0**	**$900K**	**$900K**

FY2026 - Future Funding Sources Breakdown

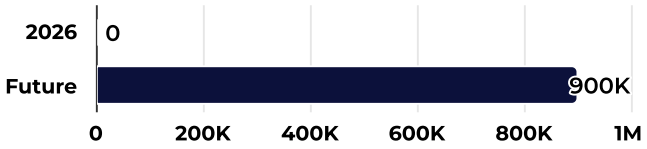

650 - Sewer Improvement	$900,000	100.00%

Funding Sources for Budgeted Years



650 - Sewer Improvement	$900,000	100.00%

Detailed Breakdown

Category	FY2026 *Proposed*	Future	Total
650 - Sewer Improvement	$0	$900,000	**$900,000**
Total	**$0**	**$900,000**	**$900,000**

WQCF-18 FOG Receiving Station Screening System

Overview

Request Owner	Alfredo Mijango, Assistant Engineer
Department	Engineering
Type	Capital Improvement

Project Location

Description

Replace the Fats, Oils, and Grease (FOG) receiving station screening system. This system is a critical part of wastewater treatment facilities that processes FOG and other waste streams, like spetage and sludge, to remove debris before it reaches the primary treatment processes.

Images

Capital Cost

FY2026 Budget	Total Budget (all years)	Future	Project Total
$0	**$0**	**$200K**	**$200K**

FY2026 - Future Capital Cost Breakdown

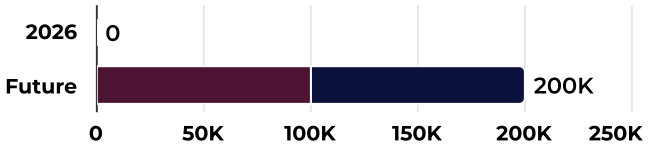

G/L Account 1	$100,000	50.00%
G/L Account 2	$100,000	50.00%

Capital Cost for Budgeted Years

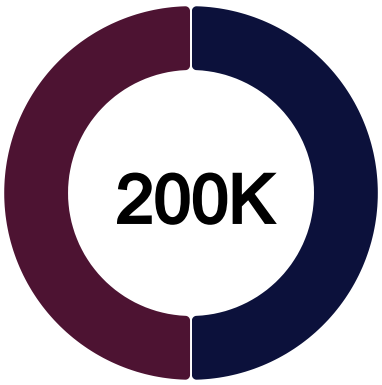

G/L Account 1	$100,000	50.00%
G/L Account 2	$100,000	50.00%

Detailed Breakdown

Category	FY2026 *Proposed*	Future	Total
G/L Account 2	$0	$100,000	**$100,000**
G/L Account 1	$0	$100,000	**$100,000**
Total	**$0**	**$200,000**	**$200,000**

Funding Sources

FY2026 Budget	Total Budget (all years)	Future	Project Total
$0	**$0**	**$200K**	**$200K**

FY2026 - Future Funding Sources Breakdown

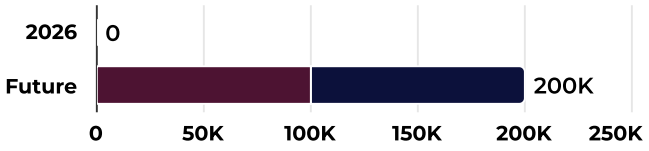

640 - Sewer O&M	$100,000	50.00%
650 - Sewer Improvement	$100,000	50.00%

Funding Sources for Budgeted Years

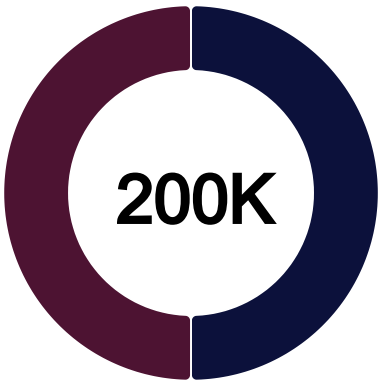

640 - Sewer O&M	$100,000	50.00%
650 - Sewer Improvement	$100,000	50.00%

Detailed Breakdown

Category	FY2026 *Proposed*	Future	Total
650 - Sewer Improvement	$0	$100,000	**$100,000**
640 - Sewer O&M	$0	$100,000	**$100,000**
Total	**$0**	**$200,000**	**$200,000**

WQCF-19 Bulk Ferric Chloride Solution Tanks

Overview

Request Owner	Alfredo Mijango, Assistant Engineer
Department	Engineering
Type	Capital Improvement

Project Location

Description

Replace the two 1,500-gallon chemical tanks with two 2,700-gallon chemical tanks.

Images

Capital Cost

FY2026 Budget	Total Budget (all years)	Future	Project Total
$0	**$0**	**$351K**	**$351K**

FY2026 - Future Capital Cost Breakdown

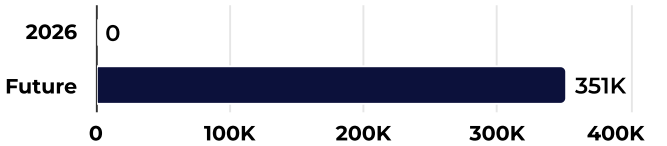

G/L Account 1 **$351,000** 100.00%

Capital Cost for Budgeted Years



G/L Account 1 **$351,000** 100.00%

Detailed Breakdown

Category	FY2026 *Proposed*	Future	Total
G/L Account 1	$0	$351,000	**$351,000**
Total	**$0**	**$351,000**	**$351,000**

Funding Sources

FY2026 Budget	Total Budget (all years)	Future	Project Total
$0	**$0**	**$351K**	**$351K**

FY2026 - Future Funding Sources Breakdown

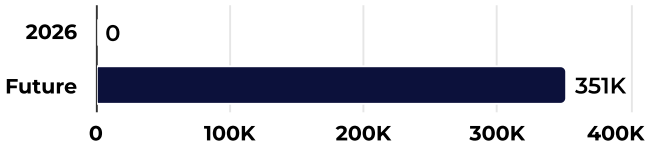

640 - Sewer O&M	$351,000	100.00%

Funding Sources for Budgeted Years



640 - Sewer O&M	$351,000	100.00%

Detailed Breakdown

Category	FY2026 *Proposed*	Future	Total
640 - Sewer O&M	$0	$351,000	**$351,000**
Total	**$0**	**$351,000**	**$351,000**

WQCF-20 Digester No. 1 and 2 Overflow Boxes

Overview

Request Owner	Alfredo Mijango, Assistant Engineer
Department	Engineering
Type	Capital Improvement

Project Location

Description

Construct new overflow boxes and piping for Digesters No. 1 and 2.

Images

Capital Cost

FY2026 Budget	Total Budget (all years)	Future	Project Total
$0	**$0**	**$706K**	**$706K**

FY2026 - Future Capital Cost Breakdown

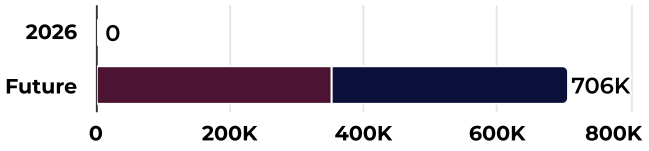

G/L Account 1	$353,000	50.00%
G/L Account 2	$353,000	50.00%

Capital Cost for Budgeted Years

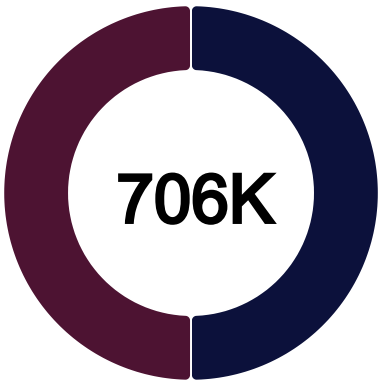

G/L Account 1	$353,000	50.00%
G/L Account 2	$353,000	50.00%

Detailed Breakdown

Category	FY2026 *Proposed*	Future	Total
G/L Account 2	$0	$353,000	**$353,000**
G/L Account 1	$0	$353,000	**$353,000**
Total	**$0**	**$706,000**	**$706,000**

Funding Sources

FY2026 Budget	Total Budget (all years)	Future	Project Total
$0	**$0**	**$706K**	**$706K**

FY2026 - Future Funding Sources Breakdown

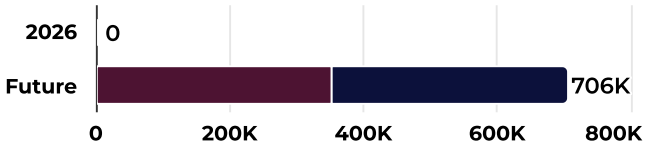

640 - Sewer O&M	$353,000	50.00%
650 - Sewer Improvement	$353,000	50.00%

Funding Sources for Budgeted Years

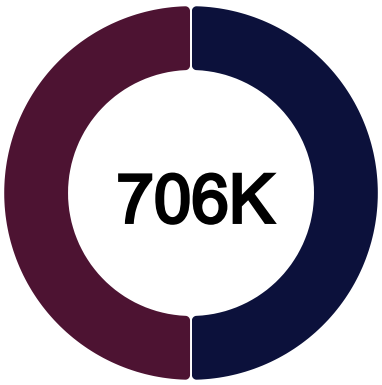

640 - Sewer O&M	$353,000	50.00%
650 - Sewer Improvement	$353,000	50.00%

Detailed Breakdown

Category	FY2026 *Proposed*	Future	Total
650 - Sewer Improvement	$0	$353,000	**$353,000**
640 - Sewer O&M	$0	$353,000	**$353,000**
Total	**$0**	**$706,000**	**$706,000**

WQCF-21 Digester Pressure Relief Valves Platform & Handrailing

Overview

Request Owner	Carrie Whitney, Management Analyst
Department	Engineering
Type	Capital Improvement

Description

WQCF -21 Digester Pressure Relief Valves Platform & Handrailing

This capital project involves the design and installation of an access platform and safety handrailing for the digester pressure relief valves. The new platform will provide safe and compliant access for operations and maintenance personnel, reducing fall hazards and improving overall safety. The scope includes structural design, fabrication, installation, and associated site modifications as required.

Capital Cost

FY2026 Budget	Total Budget (all years)	Future	Project Total
$0	**$0**	**$205K**	**$205K**

FY2026 - Future Capital Cost Breakdown

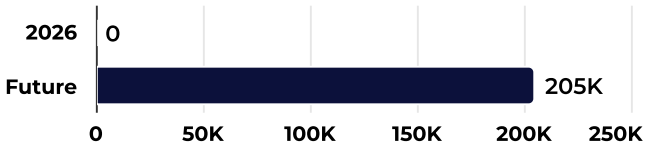

G/L Account 1	$205,000	100.00%

Capital Cost for Budgeted Years



G/L Account 1	$205,000	100.00%

Detailed Breakdown

Category	FY2026 *Proposed*	Future	Total
G/L Account 1	$0	$205,000	**$205,000**
Total	**$0**	**$205,000**	**$205,000**

Funding Sources

FY2026 Budget	Total Budget (all years)	Future	Project Total
$0	**$0**	**$205K**	**$205K**

FY2026 - Future Funding Sources Breakdown

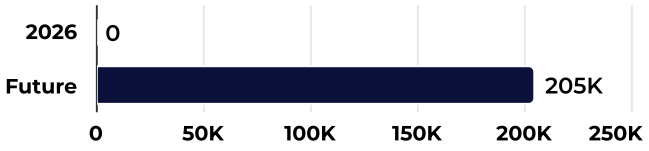

640 - Sewer O&M	$205,000	100.00%

Funding Sources for Budgeted Years



640 - Sewer O&M	$205,000	100.00%

Detailed Breakdown

Category	FY2026 *Proposed*	Future	Total
640 - Sewer O&M	$0	$205,000	**$205,000**
Total	**$0**	**$205,000**	**$205,000**

WQCF-7 I&E Core SCADA System

Overview

Request Owner Carrie Whitney, Management Analyst

Department Engineering

Type Capital Improvement

Description

This project is part of the Water Rate Study and will help meet City's long-term capital needs.

Provide new core Supervisory Control and Data Acquisition (SCADA) server and network systems migrating to Ignition SCADA HMI software. The HMI, a critical component of a SCADA system, allows operators to interact with and control the system through a user-friendly interface.

Details

Type of Project: New Construction

Capital Cost

FY2026 Budget	Total Budget (all years)	Project Total
$0	**$1.13M**	**$1.13M**

FY2026 - Future Capital Cost Breakdown

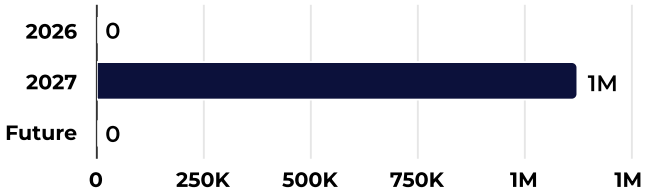

G/L Account 1 **$1,127,000** 100.00%

Capital Cost for Budgeted Years



G/L Account 1 **$1,127,000** 100.00%

Detailed Breakdown

Category	FY2026 *Proposed*	FY2027 *Proposed*	Future	Total
G/L Account 1	$0	$1,127,000	$0	**$1,127,000**
Total	**$0**	**$1,127,000**	**$0**	**$1,127,000**

Funding Sources

FY2026 Budget	Total Budget (all years)	Project Total
$0	**$1.13M**	**$1.13M**

FY2026 - Future Funding Sources Breakdown

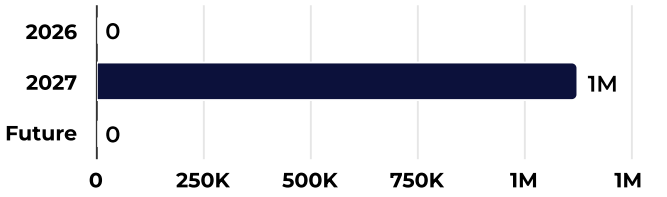

680 - Water O&M **$1,127,000** 100.00%

Funding Sources for Budgeted Years



680 - Water O&M **$1,127,000** 100.00%

Detailed Breakdown

Category	FY2026 *Proposed*	FY2027 *Proposed*	Future	Total
680 - Water O&M	$0	$1,127,000	$0	**$1,127,000**
Total	**$0**	**$1,127,000**	**$0**	**$1,127,000**

WQCF-8 I&E Remote Site PLC Upgrade

Overview

Request Owner Carrie Whitney, Management Analyst

Department Engineering

Type Capital Improvement

Description

This project is part of the Water Rate Study and will help meet City's long-term capital needs.

Provide remote site Process Logic Controller upgrades for sewer and stormwater lift stations.

Details

Type of Project: New Construction

Capital Cost

FY2026 Budget
$0

Total Budget (all years)
$1.73M

Project Total
$1.73M

FY2026 - Future Capital Cost Breakdown

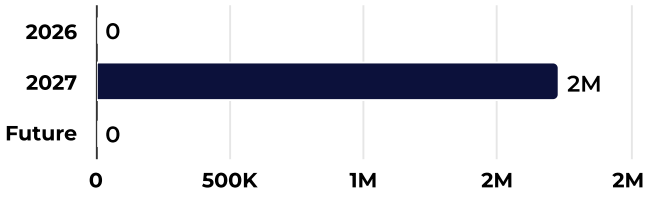

G/L Account 1 **$1,727,000** 100.00%

Capital Cost for Budgeted Years



G/L Account 1 **$1,727,000** 100.00%

Detailed Breakdown

Category	FY2026 *Proposed*	FY2027 *Proposed*	Future	Total
G/L Account 1	$0	$1,727,000	$0	**$1,727,000**
Total	**$0**	**$1,727,000**	**$0**	**$1,727,000**

Funding Sources

FY2026 Budget	Total Budget (all years)	Project Total
$0	**$1.73M**	**$1.73M**

FY2026 - Future Funding Sources Breakdown

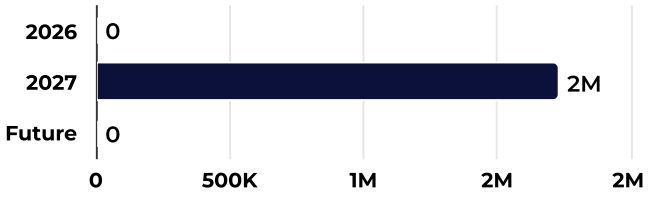

680 - Water O&M **$1,727,000** 100.00%

Funding Sources for Budgeted Years



680 - Water O&M **$1,727,000** 100.00%

Detailed Breakdown

Category	FY2026 *Proposed*	FY2027 *Proposed*	Future	Total
680 - Water O&M	$0	$1,727,000	$0	**$1,727,000**
Total	**$0**	**$1,727,000**	**$0**	**$1,727,000**

WQCF-9 I&E PLC and OIT Replacement

Overview

Request Owner Carrie Whitney, Management Analyst

Department Engineering

Type Capital Improvement

Description

This project is part of the Water Rate Study and will help meet City's long-term capital needs.

Replace existing legacy Instrumentation & Engineering Programmable Logic Controllers (I&E PLCs) systems, associated network hardware, and the Operator Interface Terminals (OITs) at the Wastewater Quality Control Facility.

Details

Type of Project: New Construction

Capital Cost

FY2026 Budget
$0

Total Budget (all years)
$1.37M

Project Total
$1.37M

FY2026 - Future Capital Cost Breakdown

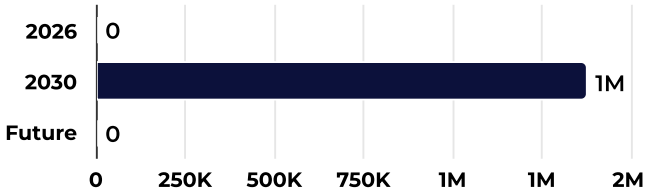

G/L Account 3 $1,374,000 100.00%

Capital Cost for Budgeted Years



G/L Account 3 $1,374,000 100.00%

Detailed Breakdown

Category	FY2026 *Proposed*	FY2030 *Proposed*	Future	Total
G/L Account 3	$0	$1,374,000	$0	**$1,374,000**
Total	**$0**	**$1,374,000**	**$0**	**$1,374,000**

Funding Sources

FY2026 Budget	Total Budget (all years)	Project Total
$0	**$1.37M**	**$1.37M**

FY2026 - Future Funding Sources Breakdown

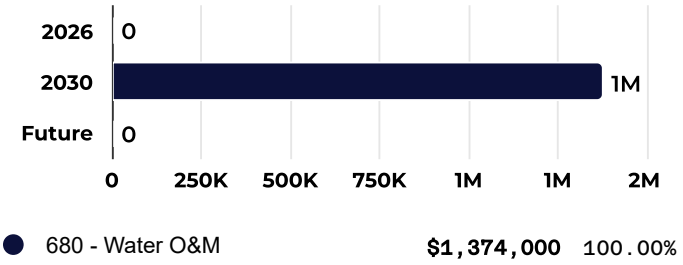

Funding Sources for Budgeted Years

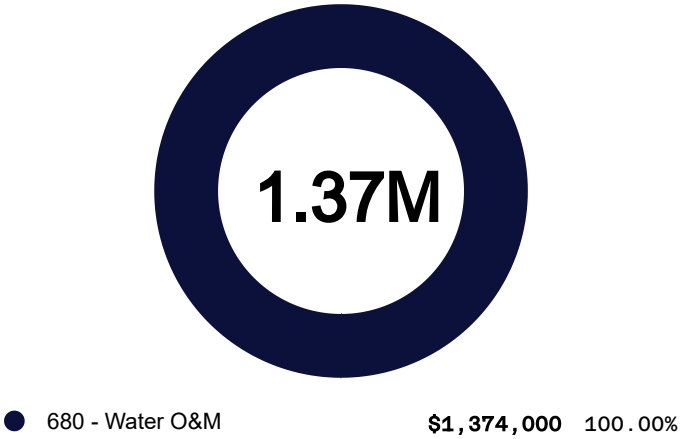

Detailed Breakdown

Category	FY2026 *Proposed*	FY2030 *Proposed*	Future	Total
680 - Water O&M	$0	$1,374,000	$0	**$1,374,000**
Total	**$0**	**$1,374,000**	**$0**	**$1,374,000**

Yosemite Ave: Walnut to Main St.

Overview

Request Owner	Kyzen Nicolas, Associate Engineer
Department	Engineering
Type	Capital Improvement
Project Number	20006
Estimated Start Date	12/17/2024
Estimated Completion Date	06/30/2026

Project Location

Description

Installation of bike lanes, Americans with Disabilities Act (ADA) curb ramps, and enhanced pedestrian crossings at Yosemite Avenue, Walnut to Main Street.

Details

Type of Project: Other

Capital Cost

FY2026 Budget	Total Budget (all years)	Project Total (to date)
$0	**$0**	**$868K**

FY2026 - Future Capital Cost Breakdown

G/L Account 1	$0	N/A
G/L Account 2	$0	N/A

Capital Cost for Budgeted Years



G/L Account 1	$0	N/A
G/L Account 2	$0	N/A

Detailed Breakdown

Category	FY2026 *Proposed*	Future	Total
G/L Account 2	$0	$0	**$0**
G/L Account 1	$0	$0	**$0**
Total	**$0**	**$0**	**$0**

Funding Sources

FY2026 Budget	Total Budget (all years)	Project Total (to date)
$0	**$0**	**$868K**

FY2026 - Future Funding Sources Breakdown

460 - TDA Local Transportation	$0	N/A
480 - Subsidized Street Project	$0	N/A

Funding Sources for Budgeted Years



460 - TDA Local Transportation	$0	N/A
480 - Subsidized Street Project	$0	N/A

Detailed Breakdown

Category	FY2026 *Proposed*	Future	Total
480 - Subsidized Street Project	$0	$0	**$0**
460 - TDA Local Transportation	$0	$0	**$0**
Total	**$0**	**$0**	**$0**

Fire Department

FY26 - FY30 Fire Department Projects (including Future)

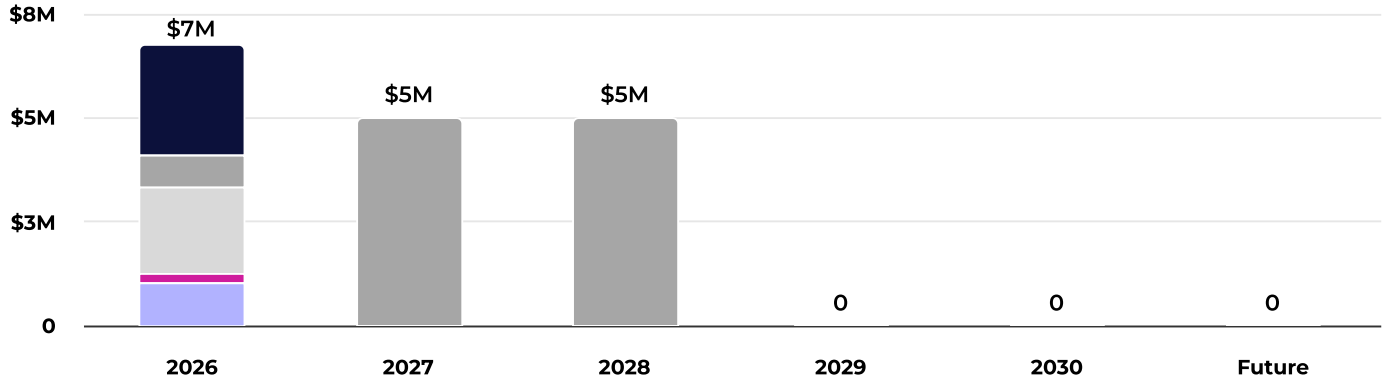

(2) Type 1 Fire Engines	$2,650,000	15.84%
Aerial Ladder Truck	$0	0.00%
Conex Box Training Prop (Phase 1)	$0	0.00%
Fire Station No. 6	$10,773,000	64.38%
Heavy Rescue Vehicle	$2,060,000	12.31%
Radio Communications Infrastructure Upgrade (formally 22015)	$0	0.00%
Stock Fire Engine	$0	0.00%
Storage and Dorms Building at Station 5	$250,000	1.49%
Tiller Equipment	$0	0.00%
Updating Obsolete SCBA Packs	$1,000,000	5.98%
Used Fire Apparatus & Equipment	$0	0.00%

Summary of Requests

Project No. / Category	FY2026	FY2027	FY2028	FY2029	FY2030	Future	Total
23033 (2) Type 1 Fire Engines	$2,650,000	$0	$0	$0	$0	$0	**$2,650,000**
22016 Aerial Ladder Truck	$0	$0	$0	$0	$0	$0	**$0**
25015 Conex Box Training Prop (Phase 1)	$0	$0	$0	$0	$0	$0	**$0**
— Fire Station No. 6	$773,000	$5,000,000	$5,000,000	$0	$0	$0	**$10,773,000**
— Heavy Rescue Vehicle	$2,060,000	$0	$0	$0	$0	$0	**$2,060,000**
24009 Radio Communications Infrastructure Upgrade (formally 22015)	$0	$0	$0	$0	$0	$0	**$0**
25010 Stock Fire Engine	$0	$0	$0	$0	$0	$0	**$0**

Project No. / Category	FY2026	FY2027	FY2028	FY2029	FY2030	Future	Total
– Storage and Dorms Building at Station 5	$250,000	$0	$0	$0	$0	$0	**$250,000**
24008 Tiller Equipment	$0	$0	$0	$0	$0	$0	**$0**
– Updating Obsolete SCBA Packs	$1,000,000	$0	$0	$0	$0	$0	**$1,000,000**
24080 Used Fire Apparatus & Equipment	$0	$0	$0	$0	$0	$0	**$0**
Total Summary of Requests	**$6,733,000**	**$5,000,000**	**$5,000,000**	**$0**	**$0**	**$0**	**$16,733,000**

(2) Type 1 Fire Engines

Overview

Request Owner	Jeff Dennis, Battalion Chief
Department	Fire Department
Type	Capital Equipment
Project Number	23033

Description

Two Spartan/Smeal Type 1 Fire Engines. These are 1500GPM pumpers custom built for the City of Manteca Fire Department. Expected completion is January of 2026. Estimated delivery to the City of Manteca by April of 2026. Both fire engines were purchased through FAS (Fire Apparatus Solutions).

Images

Spartan/Smeal Type 1 Fire Engine

Details

New Purchase or Replacement: Replacement

New or Used Vehicle: 0

Capital Cost

FY2026 Budget
$2.65M

Total Budget (all years)
$2.65M

Project Total
$2.65M

FY2026 - Future Capital Cost Breakdown

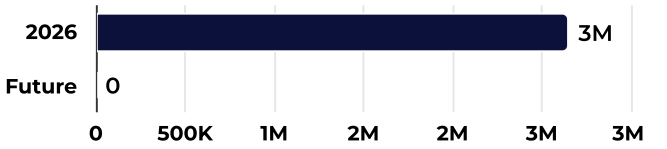

G/L Account 1	$2,650,000	100.00%

Capital Cost for Budgeted Years



G/L Account 1	$2,650,000	100.00%

Detailed Breakdown

Category	FY2026 *Proposed*	Future	Total
G/L Account 1	$2,650,000	$0	**$2,650,000**
Total	**$2,650,000**	**$0**	**$2,650,000**

Funding Sources

FY2026 Budget
$2.65M

Total Budget (all years)
$2.65M

Project Total
$2.65M

FY2026 - Future Funding Sources Breakdown

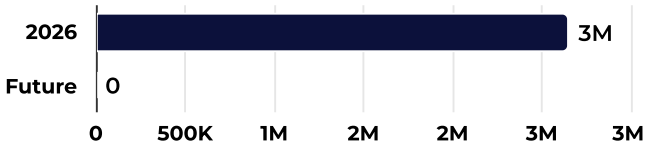

105 - Measure Q	$2,650,000	100.00%

Funding Sources for Budgeted Years



105 - Measure Q	$2,650,000	100.00%

Detailed Breakdown

Category	FY2026 *Proposed*	Future	Total
105 - Measure Q	$2,650,000	$0	$2,650,000
Total	**$2,650,000**	**$0**	**$2,650,000**

Aerial Ladder Truck

Overview

Request Owner	Aimee Rubio, Executive Assistant-Public Safety
Department	Fire Department
Type	Capital Equipment
Project Number	22016

Description

Additional ladder truck similar to Truck 24

Details

New Purchase or Replacement: New

New or Used Vehicle: 1746102

Capital Cost

FY2026 Budget
$0

Total Budget (all years)
$0

Project Total (to date)
$1.76M

FY2026 - Future Capital Cost Breakdown

G/L Account 1 $0 N/A

Capital Cost for Budgeted Years



G/L Account 1 $0 N/A

Detailed Breakdown

Category	FY2026 *Proposed*	Future	Total
G/L Account 1	$0	$0	**$0**
Total	**$0**	**$0**	**$0**

Funding Sources

FY2026 Budget	Total Budget (all years)	Project Total (to date)
$0	**$0**	**$1.76M**

FY2026 - Future Funding Sources Breakdown

100 - General Fund	$0	N/A

Funding Sources for Budgeted Years



100 - General Fund	$0	N/A

Detailed Breakdown

Category	FY2026 *Proposed*	Future	Total
100 - General Fund	$0	$0	**$0**
Total	**$0**	**$0**	**$0**

Conex Box Training Prop (Phase 1)

Overview

Request Owner	Aimee Rubio, Executive Assistant-Public Safety
Department	Fire Department
Type	Capital Improvement
Project Number	25015

Description

Project Overview – Phase 1

This project represents the first phase of a two-phase training ground development plan. The prop will consist of three Conex boxes placed on a concrete foundation, designed for expandability and modular upgrades in the future. Not only will this structure support a wide range of realistic fire ground evolutions, but it is also designed to be relocatable should we transition to a permanent training facility in the future.

Cost Breakdown

- **Concrete Foundation:** $25,000
- **Conex Boxes (3 total):** $13,000
- **Total Estimated Cost: $38,000**

While the costs outlined above will not cover the entirety of the project, they represent a significant portion. The remaining expenses will be covered by available Cal-JAC funds, ensuring no impact to the department's operating budget.

Benefits

- Enhances hands-on, scenario-based training for fire personnel
- Improves safety and preparedness
- Long-term, cost-effective investment
- Designed for future expansion and relocation

Capital Cost

FY2026 Budget	Total Budget (all years)	Project Total (to date)
$0	**$0**	**$40K**

FY2026 - Future Capital Cost Breakdown

G/L Account 1	$0	N/A

Capital Cost for Budgeted Years



G/L Account 1	$0	N/A

Detailed Breakdown

Category	FY2026 *Proposed*	Future	Total
G/L Account 1	$0	$0	**$0**
Total	**$0**	**$0**	**$0**

Funding Sources

FY2026 Budget	Total Budget (all years)	Project Total (to date)
$0	**$0**	**$40K**

FY2026 - Future Funding Sources Breakdown

110 - COVID Relief	$0	N/A

Funding Sources for Budgeted Years



110 - COVID Relief	$0	N/A

Detailed Breakdown

Category	FY2026 *Proposed*	Future	Total
110 - COVID Relief	$0	$0	**$0**
Total	**$0**	**$0**	**$0**

Fire Station No. 6

Overview

Request Owner	David Rudat, Interim Fire Chief
Department	Fire Department
Type	Capital Improvement

Project Location

Description

Overview:

The City of Manteca plans to construct a new fire station in the Southwest part of the city to enhance response times, improve emergency services, and better serve the community as it grows. This proposal outlines the financial requirements and phases for the new fire station, with a total estimated cost of $11 million, distributed over three fiscal years: FY26, FY27, and FY28.

Description:

The new fire station will address the increased need for emergency response services in the growing Southwest region of Manteca. The station will be strategically located to ensure quick access to underserved areas, reducing response times and improving public safety. The fire station will include modern facilities such as office space, apparatus bays, dormitories, training rooms, and equipment storage. The project will be funded in phases:

- **FY26:** Site selection and architectural design ($1 million).
- **FY27 and FY28:** Construction and operationalization of the station ($10 million split over two years).

Purpose and Need:

The need for a new fire station in Southwest Manteca is driven by several factors:

- **Population Growth:** As Manteca continues to experience residential and commercial expansion, there is a growing demand for emergency services in the Southwest area.
- **Response Time Improvement:** The new fire station will reduce response times to incidents in the Southwest region, ensuring faster response to emergencies, which is critical for saving lives and minimizing property damage.
- **Service Area Coverage:** The addition of a new station will increase coverage and allow Manteca Fire Department (MFD) to better serve all city neighborhoods, reducing the pressure on existing fire stations.
- **Operational Efficiency:** With a new fire station located strategically in the Southwest, the Fire Department will be able to operate more efficiently, deploying resources where they are most needed.

Scope of Work:

1. **Phase 1: Site Selection and Architectural Design (FY26 - $1,000,000)**
    - **Objective:** Secure an appropriate site and finalize architectural designs for the new fire station.
    - **Tasks:**
        - Site selection, evaluation of locations, and acquisition.
        - Architectural and engineering design services for the station.

        - Preparation of building plans, including layout for apparatus bays, office spaces, training rooms, dormitories, and support areas.
        - Zoning, permitting, and environmental review.
    - **Estimated Cost:** $1,000,000
2. **Phase 2: Construction of Fire Station (FY27 - $5,000,000)**
    - **Objective:** Begin the construction of the new fire station based on approved designs.
    - **Tasks:**
        - Site preparation, excavation, and grading.
        - Foundation work and structural framing.
        - Building infrastructure (plumbing, electrical, HVAC systems).
        - Installation of fire station-specific features such as apparatus bays, equipment storage, and training facilities.
        - Interior finishing and furnishing of offices, dormitories, and common areas.
    - **Estimated Cost (FY27):** $5,000,000
3. **Phase 3: Completion and Operationalization (FY28 - $5,000,000)**
    - **Objective:** Complete construction and equip the new fire station for full operational readiness.
    - **Tasks:**
        - Final construction and inspection.
        - Purchase and installation of fire apparatus and specialized equipment.
        - Staffing of the fire station with necessary personnel (firefighters, officers, administrative staff).
        - Training of personnel on station-specific operations.
        - Establishment of operational protocols and procedures.
    - **Estimated Cost (FY28):** $5,000,000

Estimated Budget Breakdown:

Category	Estimated Cost (FY26)	Estimated Cost (FY27)	Estimated Cost (FY28)
Site Selection & Architectural Design	$1,000,000	N/A	N/A
Construction & Infrastructure	N/A	$5,000,000	N/A
Completion, Equipment & Staffing	N/A	N/A	$5,000,000
Total Estimated Cost	**$1,000,000**	**$5,000,000**	**$5,000,000**
Total for Entire Project	**$1,000,000**	**$10,000,000**	

Project Timeline:

- **FY26 (Year 1):**
    - **Q1-Q2:** Site selection, evaluation, and acquisition.
    - **Q3-Q4:** Finalize architectural design, obtain necessary permits, and prepare for construction.
- **FY27 (Year 2):**
    - **Q1-Q4:** Begin construction; complete the foundation, structural work, and internal infrastructure.
- **FY28 (Year 3):**
    - **Q1-Q4:** Complete construction, install equipment, staff the station, and operationalize the facility.

Conclusion:

The proposed new fire station in the Southwest part of Manteca is essential to improving response times, increasing service capacity, and supporting the city's growing population. The phased funding approach of $1 million for site selection and design in FY26, followed by $10 million for construction in FY27 and FY28, ensures the successful completion of the project. The new station will enhance the overall safety of Manteca's residents and provide a critical resource for the Fire Department to meet future demands. With this strategic investment, the City of Manteca will improve its emergency response capabilities, supporting both current and future public safety needs.

Images

Capital Cost

FY2026 Budget
$773K

Total Budget (all years)
$10.8M

Project Total (to date)
$11M

FY2026 - Future Capital Cost Breakdown

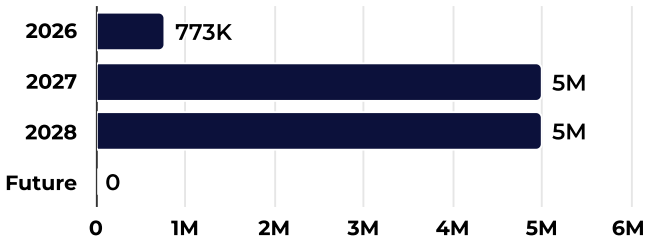

G/L Account 1 **$10,773,000** 100.00%

Capital Cost for Budgeted Years



G/L Account 1 **$10,773,000** 100.00%

Detailed Breakdown

Category	FY2026 *Proposed*	FY2027 *Proposed*	FY2028 *Proposed*	Future	Total
G/L Account 1	$773,000	$5,000,000	$5,000,000	$0	**$10,773,000**
Total	**$773,000**	**$5,000,000**	**$5,000,000**	**$0**	**$10,773,000**

Funding Sources

FY2026 Budget
$773K

Total Budget (all years)
$10.8M

Project Total (to date)
$11M

FY2026 - Future Funding Sources Breakdown

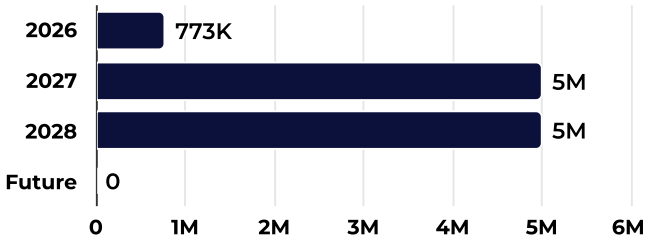

530 - Fire Facilities Fees **$10,773,000** 100.00%

Funding Sources for Budgeted Years



530 - Fire Facilities Fees **$10,773,000** 100.00%

Detailed Breakdown

Category	FY2026 *Proposed*	FY2027 *Proposed*	FY2028 *Proposed*	Future	Total
530 - Fire Facilities Fees	$773,000	$5,000,000	$5,000,000	$0	**$10,773,000**
Total	**$773,000**	**$5,000,000**	**$5,000,000**	**$0**	**$10,773,000**

Heavy Rescue Vehicle

Overview

Request Owner	Jeff Dennis, Battalion Chief
Department	Fire Department
Type	Capital Equipment

Description

Budget Proposal Description: Purchase of Heavy Rescue Vehicle

Overview:
This proposal seeks funding for the purchase of a **Heavy Rescue Vehicle (HRV)** to enhance our department's ability to respond to complex and large-scale emergencies. The HRV will be equipped with state-of-the-art rescue tools and specialized equipment to effectively manage incidents such as vehicle extrications, confined space rescues, structural collapses, hazardous material incidents, and other technical rescue operations. By investing in this vehicle, the department will improve response capabilities, increase firefighter safety, and ensure more efficient and effective emergency services for the City of Manteca.

Justification for Need:
As emergency response scenarios become more complex, there is an increasing need for specialized equipment to address these challenges. Currently, our fleet lacks a dedicated heavy rescue unit capable of managing a wide range of technical rescues and specialized operations. The department relies on shared equipment with other city departments, and this equipment is dispersed across various vehicles, including trailers and unstaffed apparatus located throughout the city. Introducing a **Heavy Rescue Vehicle (HRV)** will enable the Fire Department to respond more effectively and efficiently, offering the following benefits:

- **Enhanced Rescue Capabilities:** The HRV will be equipped with advanced rescue tools, including hydraulic extrication tools, ropes, and cutting equipment. These tools are essential for managing complex rescue scenarios, such as vehicle accidents, confined space rescues, and structural collapses. Additionally, the HRV will feature an on-board Self-Contained Breathing Apparatus (SCBA) bottle filling station, that can fill bottles at the scene of an emergency. Currently, the only filling station available is at a fire station, which requires staff to leave the scene to replenish bottles or refill them after an incident.
- **Specialized Equipment Storage:** With increased storage capacity, the HRV will ensure that the Fire Department has immediate access to critical equipment, including heavy-duty hydraulic systems, air bags, winches, ropes, stabilization equipment. This will help streamline operations and reduce response times.
- **Improved Safety for Firefighters:** The HRV will be equipped with modern safety and communication technologies that allow for better coordination between teams during emergency operations. Enhanced safety features also reduce the risk of injury to first responders in dangerous or hazardous environments.
- **Multi-Purpose Use:** In addition to rescuing individuals from accidents or structural collapse, the HRV will be equipped for hazardous materials incidents, water rescues, and fire suppression operations, providing a versatile tool for multiple emergency scenarios.
- **Operational Efficiency:** The HRV will increase operational efficiency by consolidating a wide array of rescue and emergency response equipment into one vehicle, reducing the need for multiple vehicles and providing better organization of tools and resources.
- **Expansion of Services:** The HRV will be located at **Station 6** and is essential for expanding services within the city. The addition of **Manteca Fire Station 6** will improve response times and meet **NFPA 1710 standards**. Furthermore, with the introduction of this HRV, we will enhance our service delivery, making it more efficient for specialized operations.

Cost Breakdown:
The estimated cost of purchasing the **Heavy Rescue Vehicle** is **$2,000,000**.

Contingency for Change Orders:
In accordance with the **City of Manteca purchasing policy**, this purchase would be subject to a **3% contingency** for possible change orders. The contingency amount for this purchase would be **$60,000**, bringing the total possible **Capital Improvement Project (CIP)** allocation to **$2,060,000**.

Funding Source:
The acquisition of the **Heavy Rescue Vehicle (HRV)** will be fully funded, with the total cost being covered entirely by **Fire Facility Fees**.

Sourcewell Agreement:
This purchase will be made under the **Sourcewell Agreement**, a national cooperative purchasing program that allows the City of Manteca to leverage group purchasing power for better pricing, ensuring we receive competitive and fair rates for the HRV procurement.

Total Request:
$2,000,000 for Purchase

$2,060,000 Total CIP for contingency

Conclusion:
The acquisition of a **Heavy Rescue Vehicle** will provide the Fire Department with a critical resource to enhance our ability to respond to a diverse range of emergencies. By investing in this vehicle, the department will be better equipped to handle complex rescues, protect public safety, and maintain the high standard of service that the community expects. We request your support in funding this important purchase, ensuring that our first responders have the tools necessary to safely and efficiently manage emergency situations.

Images

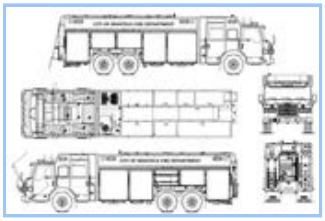

Details

New Purchase or Replacement: New

Capital Cost

FY2026 Budget
$2.06M

Total Budget (all years)
$2.06M

Project Total
$2.06M

FY2026 - Future Capital Cost Breakdown

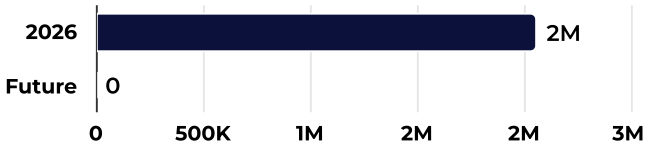

G/L Account 1 **$2,060,000** 100.00%

Capital Cost for Budgeted Years



G/L Account 1 **$2,060,000** 100.00%

Detailed Breakdown

Category	FY2026 *Proposed*	Future	Total
G/L Account 1	$2,060,000	$0	**$2,060,000**
Total	**$2,060,000**	**$0**	**$2,060,000**

Funding Sources

FY2026 Budget
$2.06M

Total Budget (all years)
$2.06M

Project Total
$2.06M

FY2026 - Future Funding Sources Breakdown

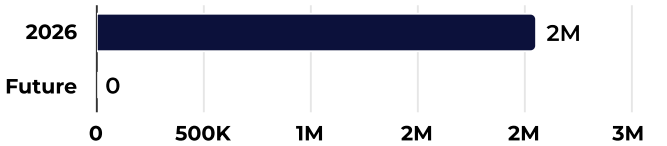

530 - Fire Facilities Fees **$2,060,000** 100.00%

Funding Sources for Budgeted Years



530 - Fire Facilities Fees **$2,060,000** 100.00%

Detailed Breakdown

Category	FY2026 *Proposed*	Future	Total
530 - Fire Facilities Fees	$2,060,000	$0	**$2,060,000**
Total	**$2,060,000**	**$0**	**$2,060,000**

Radio Communications Infrastructure Upgrade (formally 22015)

Overview

Request Owner	Jeff Dennis, Battalion Chief
Department	Fire Department
Type	Capital Equipment
Project Number	24009

Description

The City of Manteca Fire Department is in the process of a system-wide radio infrastructure upgrade by Motorola Solutions. Our current system is antiquated and often fails, with inadequate coverage throughout the City of Manteca. It is the product of many years of just getting by and repairing broken pieces as needed. The aging equipment is difficult to find parts for and replacement units are outdated refurbished pieces that are difficult to locate. This has become a safety issue for the citizens we serve and our firefighters during emergency operations. This upgrade is currently in process and will bring our emergency communications system up to modern standards. This infrastructure upgrade is anticipated to be completed by end of calendar year 2025.

Images

Manteca FD Radio System Upgrade

Details

New/Replacement: 540.13.00.900-8000.03

Useful Life: 43825

Capital Cost

FY2026 Budget	Total Budget (all years)	Project Total (to date)
$0	**$0**	**$2.15M**

FY2026 - Future Capital Cost Breakdown

G/L Account 1	$0	N/A
G/L Account 2	$0	N/A
G/L Account 3	$0	N/A
G/L Account 4	$0	N/A

Capital Cost for Budgeted Years



G/L Account 1	$0	N/A
G/L Account 2	$0	N/A
G/L Account 3	$0	N/A
G/L Account 4	$0	N/A

Detailed Breakdown

Category	FY2026 *Proposed*	Future	Total
G/L Account 4	$0	$0	**$0**
G/L Account 3	$0	$0	**$0**
G/L Account 2	$0	$0	**$0**
G/L Account 1	$0	$0	**$0**
Total	**$0**	**$0**	**$0**

Funding Sources

FY2026 Budget	Total Budget (all years)	Project Total (to date)
$0	**$0**	**$2.15M**

FY2026 - Future Funding Sources Breakdown

100 - General Fund	$0	N/A
110 - COVID Relief	$0	N/A
530 - Fire Facilities Fees	$0	N/A
540 - Government Facilities Fees	$0	N/A

Funding Sources for Budgeted Years



100 - General Fund	$0	N/A
110 - COVID Relief	$0	N/A
530 - Fire Facilities Fees	$0	N/A
540 - Government Facilities Fees	$0	N/A

Detailed Breakdown

Category	FY2026 *Proposed*	Future	Total
540 - Government Facilities Fees	$0	$0	**$0**
530 - Fire Facilities Fees	$0	$0	**$0**
110 - COVID Relief	$0	$0	**$0**
100 - General Fund	$0	$0	**$0**
Total	**$0**	**$0**	**$0**

Stock Fire Engine

Overview

Request Owner	Jeff Dennis, Battalion Chief
Department	Fire Department
Type	Capital Equipment
Project Number	25010

Description

One (1) 2025 Pierce Manufacturing, Inc. STOCK Saber 1500 GPM Type 1 Engine. This CIP includes funds for manufacturer change orders and some equipping of the apparatus. This apparatus was an emergency purchase that became available unexpectedly from the manufacturer through Golden State Fire Apparatus. This apparatus is currently in production and expected to be completed by March 2025. This fire engine upon arrival to the City of Manteca will immediately go into frontline status.

Images

Pierce Saber Type 1 Stock Fire Engine

Details

New Purchase or Replacement: New

New or Used Vehicle: New Vehicle

Capital Cost

FY2026 Budget
$0

Total Budget (all years)
$0

Project Total (to date)
$126K

FY2026 - Future Capital Cost Breakdown

G/L Account 1	$0	N/A
G/L Account 2	$0	N/A

Capital Cost for Budgeted Years



G/L Account 1	$0	N/A
G/L Account 2	$0	N/A

Detailed Breakdown

Category	FY2026 *Proposed*	Future	Total
G/L Account 2	$0	$0	**$0**
G/L Account 1	$0	$0	**$0**
Total	**$0**	**$0**	**$0**

Funding Sources

FY2026 Budget	Total Budget (all years)	Project Total (to date)
$0	**$0**	**$126K**

FY2026 - Future Funding Sources Breakdown

100 - General Fund	$0	N/A
105 - Measure Q	$0	N/A

Funding Sources for Budgeted Years



100 - General Fund	$0	N/A
105 - Measure Q	$0	N/A

Detailed Breakdown

Category	FY2026 *Proposed*	Future	Total
105 - Measure Q	$0	$0	**$0**
100 - General Fund	$0	$0	**$0**
Total	**$0**	**$0**	**$0**

Storage and Dorms Building at Station 5

Overview

Request Owner	Franco Torrice, Battalion Chief
Department	Fire Department
Type	Capital Improvement

Project Location

Description

Overview:

The City of Manteca Fire Department proposes the construction of a Butler Building on a 30'x60' gravel plot behind Fire Station #5. This building will provide much-needed storage space for fire equipment that was not adequately accommodated when Station #5 was completed in June 2020. The project aims to resolve storage shortages, protect valuable equipment, and optimize the operations of Station #5. The estimated cost for this project is $250,000, to be completed in FY26.

Description:

The 30'x60' gravel plot behind Fire Station #5 was left incomplete after the station's construction in 2020. The Fire Department has faced ongoing issues with inadequate storage for fire apparatus, equipment, and supplies, which compromises the efficiency and safety of operations. The proposed Butler Building will provide a secure, weather-resistant storage space for equipment such as fire hoses, tools, spare parts, and auxiliary vehicles. This project will help optimize the use of available land and support operational readiness by providing easy access to critical resources.

Purpose and Need:

The need for a Butler Building is driven by the following factors:

- **Inadequate Storage:** The existing storage at Station #5 is insufficient to accommodate the growing inventory of fire equipment and supplies, which has resulted in disorganized, makeshift storage arrangements that are less efficient.
- **Protection of Equipment:** Storing fire equipment outdoors exposes it to wear and tear from the elements, shortening its lifespan and compromising its reliability in emergencies.
- **Operational Efficiency:** A dedicated storage space will streamline the Fire Department's operations by ensuring that equipment is stored securely and organized for easy access when needed.
- **Utilization of Existing Property:** The 30'x60' gravel plot behind Station #5 is an underutilized space that can be developed without significant additional land acquisition costs.

Scope of Work:

1. **Phase 1: Site Preparation (FY26 - $25,000)**
    - **Objective:** Prepare the 30'x60' gravel plot for the construction of the Butler Building.
    - **Tasks:**
        - Clear the site and level the ground.
        - Lay the necessary foundation for the Butler Building.
        - Ensure the site is properly graded for water drainage and to support the structure.
    - **Estimated Cost:** $25,000

2. **Phase 2: Butler Building Construction (FY26 - $200,000)**
   - **Objective:** Construct a 30'x60' Butler Building to serve as secure storage for fire equipment.
   - **Tasks:**
     - Build the steel structure of the Butler Building, including walls, roof, and doors.
     - Install necessary electrical and lighting systems for safe operation.
     - Install flooring and shelving for equipment storage.
     - Provide secure access to the building, including entry and exit points.
   - **Estimated Cost:** $200,000
3. **Phase 3: Site Finishing & Equipment Setup (FY26 - $25,000)**
   - **Objective:** Finalize the construction and ensure the building is fully operational for storage needs.
   - **Tasks:**
     - Install exterior lighting and security cameras for safety and protection of equipment.
     - Organize the interior of the building with shelving, racks, and cabinets for efficient storage.
     - Install any remaining necessary equipment (e.g., ventilation, fire extinguishers, etc.).
   - **Estimated Cost:** $25,000

Estimated Budget Breakdown:

Category	Estimated Cost
Phase 1: Site Preparation	$25,000
Phase 2: Butler Building Construction	$200,000
Phase 3: Site Finishing & Equipment Setup	$25,000
Total Estimated Cost	**$250,000**

Project Timeline:

- **FY26 (Year 1):**
  - **Q1:** Site preparation (clearing, leveling, foundation work).
  - **Q2-Q3:** Butler Building construction (structural work, roofing, and door installation).
  - **Q4:** Site finishing, security installation, and equipment setup.

Conclusion:

The proposed Butler Building storage project will address the current storage limitations at Fire Station #5, providing essential space for fire equipment and supplies. By utilizing the existing 30'x60' gravel plot, the City of Manteca can efficiently resolve the equipment storage shortage without the need for additional land acquisition. The total estimated cost for the project is $250,000, which will cover site preparation, construction of the building, and final site finishing. The completion of this project will greatly enhance the operational efficiency of Fire Station #5 and ensure that the Fire Department has secure and organized access to all its equipment when needed.

This investment will improve the longevity and reliability of critical fire apparatus and ensure that the Manteca Fire Department remains well-equipped and ready for emergencies in the years to come.

Images

Capital Cost

FY2026 Budget
$250K

Total Budget (all years)
$250K

Project Total
$250K

FY2026 - Future Capital Cost Breakdown

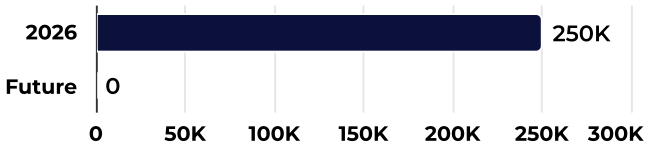

G/L Account 1	$250,000	100.00%

Capital Cost for Budgeted Years

G/L Account 1	$250,000	100.00%

Detailed Breakdown

Category	FY2026 *Proposed*	Future	Total
G/L Account 1	$250,000	$0	**$250,000**
Total	**$250,000**	**$0**	**$250,000**

Funding Sources

FY2026 Budget	Total Budget (all years)	Project Total
$250K	**$250K**	**$250K**

FY2026 - Future Funding Sources Breakdown

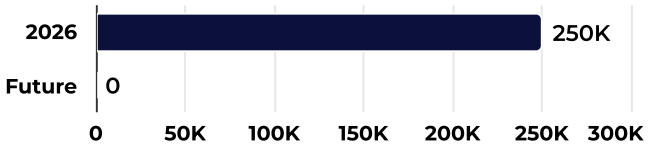

530 - Fire Facilities Fees	$250,000	100.00%

Funding Sources for Budgeted Years

530 - Fire Facilities Fees	$250,000	100.00%

Detailed Breakdown

Category	FY2026 *Proposed*	Future	Total
530 - Fire Facilities Fees	$250,000	$0	**$250,000**
Total	**$250,000**	**$0**	**$250,000**

Tiller Equipment

Overview

Request Owner	Aimee Rubio, Executive Assistant-Public Safety
Department	Fire Department
Type	Capital Equipment
Project Number	24008

Description

With the arrival of our new aerial tiller truck coming in the spring of 2024 we need to begin purchasing it's equipment compliment. The aerial tiller truck is a unique apparatus, as such it carries a wide variety of highly specialized tools and equipment. Among this equipment would be extrication tools, ventilation fans, stabilization and shoring tools, medical supplies and various power tools. The vast majority of equipment on our current truck is outdated and will remain on the old truck when the new one arrives. This will allow us to have a backup truck that is fully equipped and ready to respond if needed. Our operational model utilizes the truck at every structure fire, high speed vehicle accident, technical rescue, and hazardous material spill. Due to the high risk associated with these types of incidents it is paramount that the equipment on the aerial tiller truck be highly functional and reliable.

Details

New/Replacement: New

Useful Life: 222700

Capital Cost

FY2026 Budget	Total Budget (all years)	Project Total (to date)
$0	**$0**	**$295K**

FY2026 - Future Capital Cost Breakdown

G/L Account 1	$0	N/A
G/L Account 2	$0	N/A

Capital Cost for Budgeted Years



G/L Account 1	$0	N/A
G/L Account 2	$0	N/A

Detailed Breakdown

Category	FY2026 *Proposed*	Future	Total
G/L Account 2	$0	$0	**$0**
G/L Account 1	$0	$0	**$0**
Total	**$0**	**$0**	**$0**

Funding Sources

FY2026 Budget	Total Budget (all years)	Project Total (to date)
$0	**$0**	**$295K**

FY2026 - Future Funding Sources Breakdown

110 - COVID Relief	$0	N/A
530 - Fire Facilities Fees	$0	N/A

Funding Sources for Budgeted Years



110 - COVID Relief	$0	N/A
530 - Fire Facilities Fees	$0	N/A

Detailed Breakdown

Category	FY2026 *Proposed*	Future	Total
530 - Fire Facilities Fees	$0	$0	**$0**
110 - COVID Relief	$0	$0	**$0**
Total	**$0**	**$0**	**$0**

Updating Obsolete SCBA Packs

Overview

Request Owner	Jeff Dennis, Battalion Chief
Department	Fire Department
Type	Capital Equipment

Description

Budget Proposal for Updating Scott SCBA Packs for the Manteca Fire Department

Project Overview: This proposal outlines the funding requirements to replace the Manteca Fire Department's existing Scott Self-Contained Breathing Apparatus (SCBA) packs, which are currently from the 2007 model year. The department seeks to update these packs to meet the latest National Fire Protection Association (NFPA) standards. The total budget required for this project is $1,000,000, to be spread over two fiscal years: $500,000 for fiscal year 2025-26 and $500,000 for fiscal year 2026-27.

Purpose and Need: The current SCBA packs have served the department for nearly 18 years, but they are now outdated and no longer comply with the latest NFPA standards. These packs are three model generations behind the current standards, which could compromise the safety of our personnel in high-risk situations. Upgrading to new SCBA packs will provide our firefighters with the latest technology for protection during fire suppression operations and hazardous materials incidents.

Key issues with the current SCBA packs include:

- **Outdated Equipment:** The packs are 18 years old and no longer meet the latest safety advancements in design, materials, and technology.
- **Non-Compliance with Current NFPA Standards:** The current packs are outdated by three model generations compared to the latest NFPA standards, which are essential for firefighter safety and operational efficiency.
- **Safety Concerns:** As firefighting techniques and hazards evolve, so must the equipment. Outdated SCBA packs put firefighters at risk due to limitations in air supply, comfort, and communication features.

Upgrading to the latest models will ensure that Manteca Fire Department personnel are fully equipped with state-of-the-art life-saving equipment that meets or exceeds the current NFPA standards. This will not only improve safety but also enhance operational effectiveness during emergency responses.

Scope of Work: The project will involve the following steps:

- **Procurement of New SCBA Packs:** Purchase of Scott SCBA packs that meet the current NFPA standards, including all necessary accessories such as facepieces, air cylinders, and communication systems.
- **Replacement of Current Equipment:** The outdated 2007 model packs will be replaced with new units across the department's fleet.
- **Training for Fire Department Personnel:** Comprehensive training on the new SCBA packs, ensuring all personnel are familiar with the updated systems, operation, and maintenance procedures.
- **Testing and Calibration:** Full testing and calibration of the new SCBA packs to ensure they meet all safety and operational standards.
- **Disposal of Old Equipment:** Safe disposal and decommissioning of the outdated SCBA packs.

Budget Breakdown: The total cost of updating the SCBA packs over two fiscal years is $1,000,000. The following is an estimated cost breakdown for each fiscal year:

1. **Fiscal Year 2025-26 (First Year):**

- Procurement of 50% of the SCBA packs and associated equipment: $500,000

2. **Fiscal Year 2026-27 (Second Year):**
   - Procurement of remaining 50% of the SCBA packs: $500,000

Total Estimated Cost: $1,000,000 (spread across both fiscal years)

Funding Source: The total funding required for this project is $1,000,000, which is recommended to be allocated from either General Fund, PSST, or Measure Q.

Conclusion: This budget proposal requests approval to replace the Manteca Fire Department's outdated Scott SCBA packs, which are currently 18 years old and three models behind the latest NFPA standards. Upgrading to the newest models is essential for maintaining firefighter safety and operational readiness.

By spreading the purchase over two fiscal years, we can ensure a smooth transition and full compliance with current safety standards.

Your support for this necessary equipment upgrade will help provide our firefighters with the best possible gear, enabling them to respond to emergencies safely and effectively, thus protecting both their well-being and the safety of our community.

Images

Capital Cost

FY2026 Budget
$1M

Total Budget (all years)
$1M

Project Total
$1M

FY2026 - Future Capital Cost Breakdown

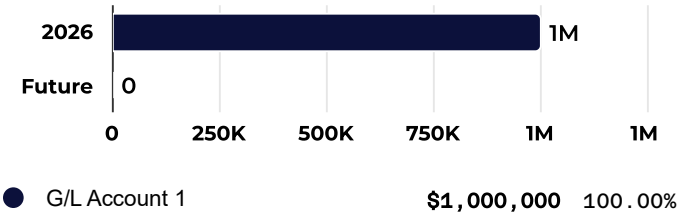

Capital Cost for Budgeted Years

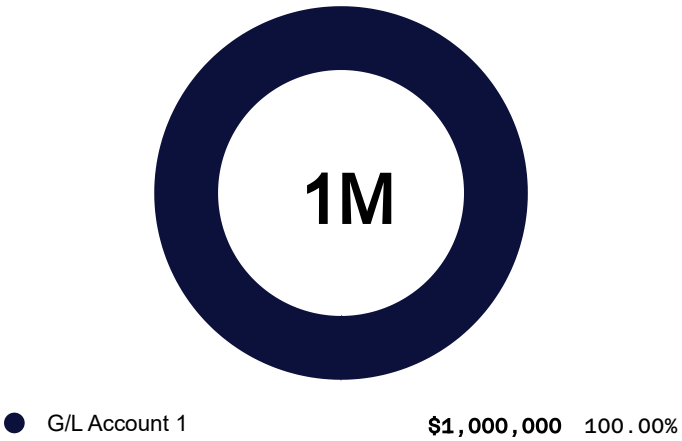

Detailed Breakdown

Category	FY2026 *Proposed*	Future	Total
G/L Account 1	$1,000,000	$0	**$1,000,000**
Total	**$1,000,000**	**$0**	**$1,000,000**

Funding Sources

FY2026 Budget
$1M

Total Budget (all years)
$1M

Project Total
$1M

FY2026 - Future Funding Sources Breakdown

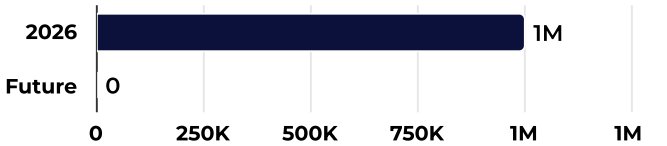

105 - Measure Q **$1,000,000** 100.00%

Funding Sources for Budgeted Years



105 - Measure Q **$1,000,000** 100.00%

Detailed Breakdown

Category	FY2026 *Proposed*	Future	Total
105 - Measure Q	$1,000,000	$0	**$1,000,000**
Total	**$1,000,000**	**$0**	**$1,000,000**

Used Fire Apparatus & Equipment

Overview

Request Owner	Jeff Dennis, Battalion Chief
Department	Fire Department
Type	Capital Equipment
Project Number	24080

Description

Used Fire Apparatus & Equipment Budget. This budget allows for the purchase of used fire apparatus as it becomes available, and some of the supplies needed to equip these apparatus. Our fire fleet over the years has become very outdated with both numerous and extended out of service times. In order to add depth to our fire fleet in the quickest most fiscally responsible manner, we are utilizing a combination of both new and used purchases. We have thus far purchased 1 used type 1 fire engine and 1 used staff vehicle. We anticipate 2 additional used type 1 fire engines will be available by the end of this fiscal year.

Images

Used Type 1 Fire Engine

Details

New/Replacement: New

Useful Life: 250000

Capital Cost

FY2026 Budget	Total Budget (all years)	Project Total (to date)
$0	**$0**	**$402K**

FY2026 - Future Capital Cost Breakdown

G/L Account 1	$0	N/A

Capital Cost for Budgeted Years



G/L Account 1	$0	N/A

Detailed Breakdown

Category	FY2026 *Proposed*	Future	Total
G/L Account 1	$0	$0	**$0**
Total	**$0**	**$0**	**$0**

Funding Sources

FY2026 Budget	Total Budget (all years)	Project Total (to date)
$0	**$0**	**$402K**

FY2026 - Future Funding Sources Breakdown

320 - Measure M	$0	N/A

Funding Sources for Budgeted Years



320 - Measure M	$0	N/A

Detailed Breakdown

Category	FY2026 *Proposed*	Future	Total
320 - Measure M	$0	$0	$0
Total	**$0**	**$0**	**$0**

Information Technology

FY26 - FY30 Information Technology Projects (including Future)

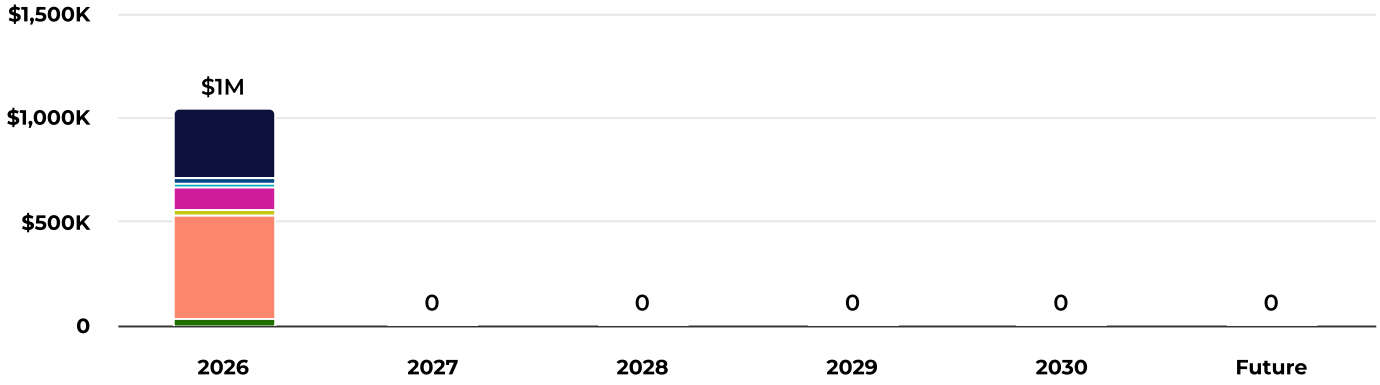

Citywide Secure Card Key Access Expansion	$332,003	31.86%
CMS Website Update	$0	0.00%
Council Chamber Technology Upgrade	$0	0.00%
DIMS Migration	$0	0.00%
Fiber Optic Cabling Citywide	$0	0.00%
FIRE - Analog-to-IP Converters	$25,000	2.40%
GIS Plotter	$25,000	2.40%
IT Strategic Plan	$100,000	9.60%
Network Switch Replacement	$30,000	2.88%
New Server Room	$0	0.00%
Off-site Disaster Recovery Services	$500,000	47.98%
Zoom Conferencing Systems	$30,000	2.88%

Summary of Requests

Project No. / Category	FY2026	FY2027	FY2028	FY2029	FY2030	Future	Total
22004 Citywide Secure Card Key Access Expansion	$332,003	$0	$0	$0	$0	$0	**$332,003**
21028 CMS Website Update	$0	$0	$0	$0	$0	$0	**$0**
20055 Council Chamber Technology Upgrade	$0	$0	$0	$0	$0	$0	**$0**
24012 DIMS Migration	$0	$0	$0	$0	$0	$0	**$0**
22006 Fiber Optic Cabling Citywide	$0	$0	$0	$0	$0	$0	**$0**
— FIRE - Analog-to-IP Converters	$25,000	$0	$0	$0	$0	$0	**$25,000**
—	$25,000	$0	$0	$0	$0	$0	**$25,000**

Project No. / Category	FY2026	FY2027	FY2028	FY2029	FY2030	Future	Total
GIS Plotter							
22003	$100,000	$0	$0	$0	$0	$0	**$100,000**
IT Strategic Plan							
24011	$30,000	$0	$0	$0	$0	$0	**$30,000**
Network Switch Replacement							
22064	$0	$0	$0	$0	$0	$0	**$0**
New Server Room							
–	$500,000	$0	$0	$0	$0	$0	**$500,000**
Off-site Disaster Recovery Services							
–	$30,000	$0	$0	$0	$0	$0	**$30,000**
Zoom Conferencing Systems							
Total Summary of Requests	**$1,042,003**	**$0**	**$0**	**$0**	**$0**	**$0**	**$1,042,003**

Citywide Secure Card Key Access Expansion

Overview

Request Owner	Pennie Arounsack, Director of IT
Department	Information Technology
Type	Capital Equipment
Project Number	22004

Description

- **FY25:** Funding is requested for the initial phase of implementing a secure card key entry system across key City facilities. This project aims to enhance security measures, improve access control, and increase operational efficiency by streamlining entry for authorized personnel. Establishing this system will strengthen facility security, reduce unauthorized access risks, and lay the foundation for future expansion as part of the City's commitment to modernizing infrastructure and maintaining public safety.
- **FY26:** Funding is requested to continue the expansion of the secure card key entry system across additional City facilities. Last year, the initial phase of implementation successfully improved security and operational efficiency by streamlining access control in multiple buildings. Expanding the system further will enhance safety, strengthen facility security, and ensure consistent, controlled access across more locations.

Supplemental Attachments

ENG FY26 Quote

Capital Cost

FY2026 Budget
$332K

Total Budget (all years)
$332K

Project Total (to date)
$442K

FY2026 - Future Capital Cost Breakdown

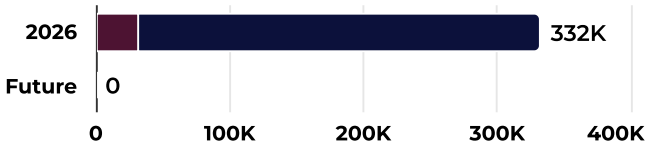

G/L Account 1	$300,000	90.36%
G/L Account 2	$32,003	9.64%

Capital Cost for Budgeted Years

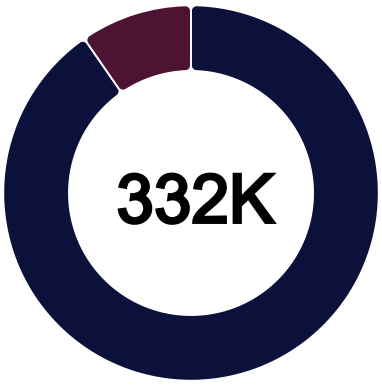

G/L Account 1	$300,000	90.36%
G/L Account 2	$32,003	9.64%

Detailed Breakdown

Category	FY2026 *Proposed*	Future	Total
G/L Account 1	$300,000	$0	**$300,000**
G/L Account 2	$32,003	$0	**$32,003**
Total	**$332,003**	**$0**	**$332,003**

Funding Sources

FY2026 Budget
$332K

Total Budget (all years)
$332K

Project Total (to date)
$442K

FY2026 - Future Funding Sources Breakdown

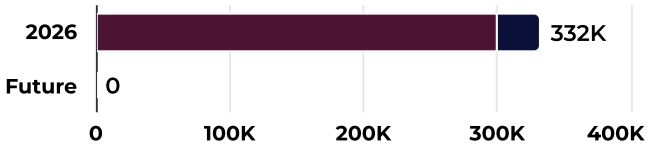

810 - Engineering	$32,003	9.64%
830 - Information Technology	$300,000	90.36%

Funding Sources for Budgeted Years

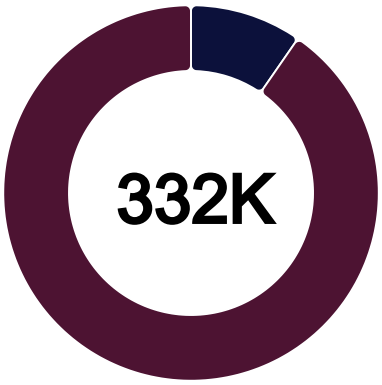

810 - Engineering	$32,003	9.64%
830 - Information Technology	$300,000	90.36%

Detailed Breakdown

Category	FY2026 *Proposed*	Future	Total
830 - Information Technology	$300,000	$0	**$300,000**
810 - Engineering	$32,003	$0	**$32,003**
Total	**$332,003**	**$0**	**$332,003**

CMS Website Update

Overview

Request Owner	Pennie Arounsack, Director of IT
Department	Information Technology
Type	Capital Equipment
Project Number	21028

Description

Funding is requested to redesign and upgrade the City's internal and external websites. This project aims to improve user experience, enhance accessibility, and modernize the website's functionality to better serve both the public and City staff. Upgrading the websites will provide a more user-friendly interface, improved navigation, and enhanced security, ensuring efficient access to important information and services. Funding will support design, development, and implementation efforts to create a more responsive and efficient online platform.

Details

New Purchase or Replacement: Upgrade

Capital Cost

FY2026 Budget	Total Budget (all years)	Project Total (to date)
$0	**$0**	**$220K**

FY2026 - Future Capital Cost Breakdown

G/L Account 1	$0	N/A

Capital Cost for Budgeted Years



G/L Account 1	$0	N/A

Detailed Breakdown

Category	FY2026 *Proposed*	Future	Total
G/L Account 1	$0	$0	**$0**
Total	**$0**	**$0**	**$0**

Funding Sources

FY2026 Budget	Total Budget (all years)	Project Total (to date)
$0	**$0**	**$220K**

FY2026 - Future Funding Sources Breakdown

830 - Information Technology	$0	N/A

Funding Sources for Budgeted Years



830 - Information Technology	$0	N/A

Detailed Breakdown

Category	FY2026 *Proposed*	Future	Total
830 - Information Technology	$0	$0	**$0**
Total	**$0**	**$0**	**$0**

Council Chamber Technology Upgrade

Overview

Request Owner	Pennie Arounsack, Director of IT
Department	Information Technology
Type	Capital Equipment
Project Number	20055

Description

Funding is requested for the ongoing project to enhance the audio-visual technology in the Council Chambers, improving the quality and accessibility of public meetings. In the previous phase, the City engaged a consultant to assess the existing system and provide recommendations for upgrades. This project will focus on implementing improvements, including clearer audio, enhanced video streaming, and a more efficient meeting experience for both in-person and remote participants.

Details

New Purchase or Replacement: New

Capital Cost

FY2026 Budget	Total Budget (all years)	Project Total (to date)
$0	**$0**	**$518K**

FY2026 - Future Capital Cost Breakdown

G/L Account 1	$0	N/A

Capital Cost for Budgeted Years



G/L Account 1	$0	N/A

Detailed Breakdown

Category	FY2026 *Proposed*	Future	Total
G/L Account 1	$0	$0	$0
Total	**$0**	**$0**	**$0**

Funding Sources

FY2026 Budget	Total Budget (all years)	Project Total (to date)
$0	**$0**	**$518K**

FY2026 - Future Funding Sources Breakdown

100 - General Fund	$0	N/A

Funding Sources for Budgeted Years



100 - General Fund	$0	N/A

Detailed Breakdown

Category	FY2026 *Proposed*	Future	Total
100 - General Fund	$0	$0	**$0**
Total	**$0**	**$0**	**$0**

DIMS Migration

Overview

Request Owner Pennie Arounsack, Director of IT

Department Information Technology

Type Capital Equipment

Project Number 24012

Description

The Police Department is no longer utilizing the DIMS server but still requires access to their stored documents and images. Our existing DIMS server has reached its end-of-life and needs to be decommissioned. This cost covers the migration of all data from the DIMS server to Axon, ensuring continued access to critical files while transitioning to a more sustainable and supported platform.

Details

New Purchase or Replacement: New

Capital Cost

FY2026 Budget
$0

Total Budget (all years)
$0

Project Total (to date)
$50K

FY2026 - Future Capital Cost Breakdown

G/L Account 1 $0 N/A

Capital Cost for Budgeted Years



G/L Account 1 $0 N/A

Detailed Breakdown

Category	FY2026 *Proposed*	Future	Total
G/L Account 1	$0	$0	**$0**
Total	**$0**	**$0**	**$0**

Funding Sources

FY2026 Budget
$0

Total Budget (all years)
$0

Project Total (to date)
$50K

FY2026 - Future Funding Sources Breakdown

830 - Information Technology **$0** N/A

Funding Sources for Budgeted Years



830 - Information Technology **$0** N/A

Detailed Breakdown

Category	FY2026 *Proposed*	Future	Total
830 - Information Technology	$0	$0	**$0**
Total	**$0**	**$0**	**$0**

Fiber Optic Cabling Citywide

Overview

Request Owner	Pennie Arounsack, Director of IT
Department	Information Technology
Type	Capital Equipment
Project Number	22006

Description

Funding is requested to upgrade the City's aging fiber infrastructure and expand fiber connectivity to Fire Station 1, Well 19, and the Corporation Yard. Upgrading the existing fiber network will enhance reliability, speed, and security, ensuring continued support for critical operations. Expanding fiber to these key locations will improve network performance, communication, and operational efficiency for essential City services.

Details

New Purchase or Replacement: New

Capital Cost

FY2026 Budget	Total Budget (all years)	Project Total (to date)
$0	**$0**	**$330K**

FY2026 - Future Capital Cost Breakdown

G/L Account 1	$0	N/A

Capital Cost for Budgeted Years



G/L Account 1	$0	N/A

Detailed Breakdown

Category	FY2026 *Proposed*	Future	Total
G/L Account 1	$0	$0	**$0**
Total	**$0**	**$0**	**$0**

Funding Sources

FY2026 Budget	Total Budget (all years)	Project Total (to date)
$0	**$0**	**$330K**

FY2026 - Future Funding Sources Breakdown

830 - Information Technology	$0	N/A

Funding Sources for Budgeted Years



830 - Information Technology	$0	N/A

Detailed Breakdown

Category	FY2026 *Proposed*	Future	Total
830 - Information Technology	$0	$0	**$0**
Total	**$0**	**$0**	**$0**

FIRE - Analog-to-IP Converters

Overview

Request Owner	Pennie Arounsack, Director of IT
Department	Information Technology
Type	Capital Equipment

Description

Three of the Fire Department radio towers are connected using analog phone lines, which have proven to be unreliable. Additionally, carriers are actively phasing out analog phone line infrastructure. Purchasing these converters will enable the radio infrastructure at these towers to operate over our more reliable fiber optic (IP) network, significantly strengthening public safety communications.

Capital Cost

FY2026 Budget	Total Budget (all years)	Project Total
$25K	**$25K**	**$25K**

FY2026 - Future Capital Cost Breakdown

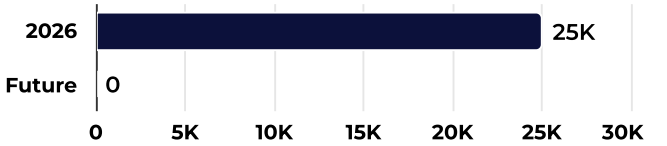

G/L Account 1	$25,000	100.00%

Capital Cost for Budgeted Years



G/L Account 1	$25,000	100.00%

Detailed Breakdown

Category	FY2026 *Proposed*	Future	Total
G/L Account 1	$25,000	$0	**$25,000**
Total	**$25,000**	**$0**	**$25,000**

Funding Sources

FY2026 Budget
$25K

Total Budget (all years)
$25K

Project Total
$25K

FY2026 - Future Funding Sources Breakdown

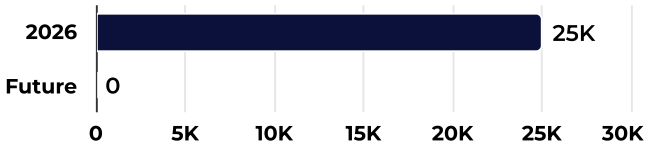

830 - Information Technology	$25,000	100.00%

Funding Sources for Budgeted Years



830 - Information Technology	$25,000	100.00%

Detailed Breakdown

Category	FY2026 *Proposed*	Future	Total
830 - Information Technology	$25,000	$0	**$25,000**
Total	**$25,000**	**$0**	**$25,000**

GIS Plotter

Overview

Request Owner	Erie Luces, IT Applications Manager
Department	Information Technology
Type	Capital Equipment

Description

GIS Division: The existing HP plotter used by the GIS department is now five years old and requires replacement. This plotter is a critical tool for producing large-format maps and graphics that support various city departments. It is heavily used for printing city wall maps displayed in conference rooms, council district maps, general plan maps, and posters for city events.

Due to continuous high-volume use, the current plotter is experiencing wear and reduced efficiency, impacting the quality and timeliness of printed materials. Replacing it with a newer model will ensure continued support for departmental mapping needs while improving print quality and operational efficiency.

Supplemental Attachments

HP Large Format Plotter CDWG Internet Pricing
Internet Price on the base model without preventative maintenance costs

Capital Cost

FY2026 Budget
$25K

Total Budget (all years)
$25K

Project Total
$25K

FY2026 - Future Capital Cost Breakdown

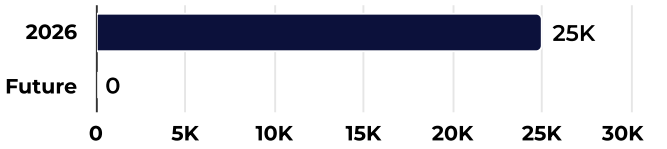

G/L Account 1	$25,000	100.00%

Capital Cost for Budgeted Years



G/L Account 1	$25,000	100.00%

Detailed Breakdown

Category	FY2026 *Proposed*	Future	Total
G/L Account 1	$25,000	$0	**$25,000**
Total	**$25,000**	**$0**	**$25,000**

Funding Sources

FY2026 Budget
$25K

Total Budget (all years)
$25K

Project Total
$25K

FY2026 - Future Funding Sources Breakdown

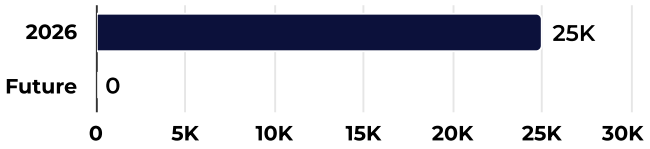

830 - Information Technology	$25,000	100.00%

Funding Sources for Budgeted Years



830 - Information Technology	$25,000	100.00%

Detailed Breakdown

Category	FY2026 *Proposed*	Future	Total
830 - Information Technology	$25,000	$0	**$25,000**
Total	**$25,000**	**$0**	**$25,000**

IT Strategic Plan

Overview

Request Owner	Pennie Arounsack, Director of IT
Department	Information Technology
Type	Other
Project Number	22003

Description

FY25 - Funding is requested to develop an IT Strategic Plan to guide the refinement, growth, and innovation of the newly established IT department. For several years, IT has proposed the development of an IT Strategic Plan to establish a structured framework for technology planning and decision-making. This plan will assess current IT infrastructure, identify opportunities for improvement, and outline strategic initiatives to enhance operational efficiency, cybersecurity, and digital service delivery. Investing in an IT Strategic Plan will provide a roadmap for modernizing the City's technology landscape, ensuring that IT resources are effectively managed to support City operations and community needs. Funding will support consulting services, stakeholder engagement, and the development of a comprehensive plan that aligns IT initiatives with the City's broader objectives.

FY26 - Funding is requested to support the implementation of the City’s IT Strategic Plan. The City has been working with consultants to finalize this plan, which provides a comprehensive roadmap for refining, growing, and modernizing the IT department to align with operational needs and City Council priorities. With the planning phase underway, the next critical step is securing funding to execute the strategic initiatives outlined in the plan.

The implementation phase will focus on key priorities such as upgrading IT infrastructure, enhancing cybersecurity measures, improving digital services for residents and staff, and optimizing resource management. This investment will ensure the IT department is equipped to support the City's long-term technology needs while increasing efficiency, security, and innovation.

Funding will be used for system upgrades, technology investments, staff training, and other necessary initiatives to bring the IT Strategic Plan to fruition. This request aligns with the City’s commitment to modernizing infrastructure, improving service delivery, and ensuring the successful execution of Council goals.

Capital Cost

FY2026 Budget
$100K

Total Budget (all years)
$100K

Project Total (to date)
$200K

FY2026 - Future Capital Cost Breakdown

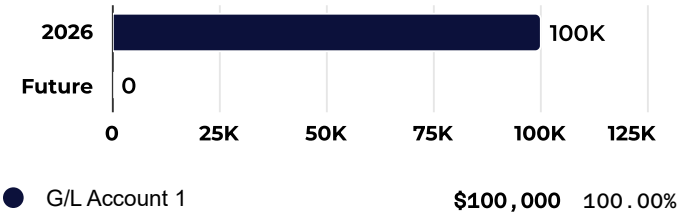

Capital Cost for Budgeted Years

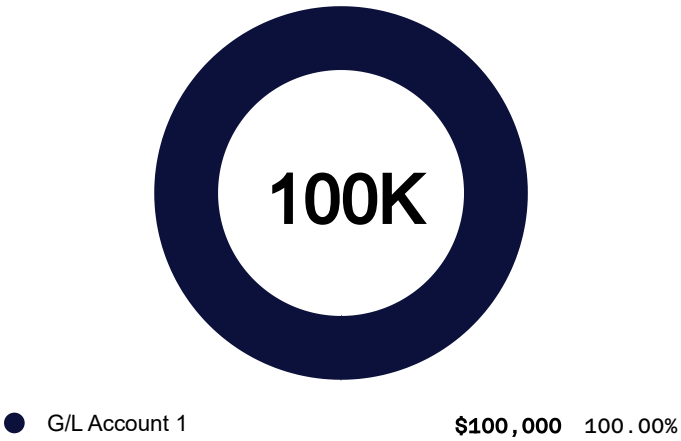

Detailed Breakdown

Category	FY2026 *Proposed*	Future	Total
G/L Account 1	$100,000	$0	**$100,000**
Total	**$100,000**	**$0**	**$100,000**

Funding Sources

FY2026 Budget
$100K

Total Budget (all years)
$100K

Project Total (to date)
$200K

FY2026 - Future Funding Sources Breakdown

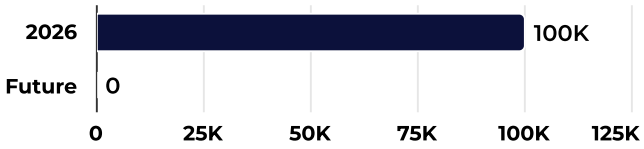

830 - Information Technology	$100,000	100.00%

Funding Sources for Budgeted Years



830 - Information Technology	$100,000	100.00%

Detailed Breakdown

Category	FY2026 *Proposed*	Future	Total
830 - Information Technology	$100,000	$0	$100,000
Total	**$100,000**	**$0**	**$100,000**

Network Switch Replacement

Overview

Request Owner	Pennie Arounsack, Director of IT
Department	Information Technology
Type	Capital Equipment
Project Number	24011

Description

Funding is requested to replace 21 network switches that have reached the manufacturer's end-of-life. End-of-life status means the hardware is no longer supported, and software updates will no longer be provided, posing potential security and operational risks. These switches are essential for maintaining connectivity for critical systems, including computers, phones, security cameras, and door access control systems. This request includes the procurement of new switches and all necessary related hardware to ensure continued network reliability and security.

Details

New Purchase or Replacement: Replacement

Capital Cost

FY2026 Budget
$30K

Total Budget (all years)
$30K

Project Total (to date)
$180K

FY2026 - Future Capital Cost Breakdown

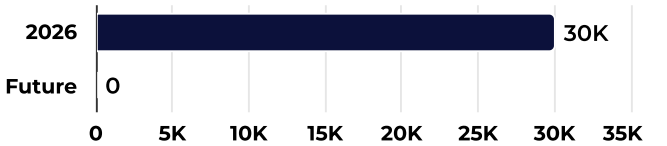

G/L Account 1	$30,000	100.00%

Capital Cost for Budgeted Years



G/L Account 1	$30,000	100.00%

Detailed Breakdown

Category	FY2026 *Proposed*	Future	Total
G/L Account 1	$30,000	$0	**$30,000**
Total	**$30,000**	**$0**	**$30,000**

Funding Sources

FY2026 Budget
$30K

Total Budget (all years)
$30K

Project Total (to date)
$180K

FY2026 - Future Funding Sources Breakdown

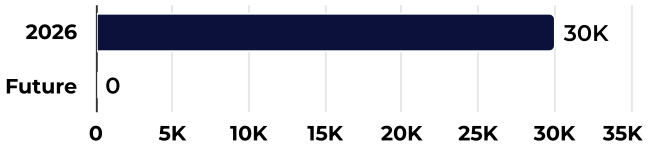

830 - Information Technology	$30,000	100.00%

Funding Sources for Budgeted Years



830 - Information Technology	$30,000	100.00%

Detailed Breakdown

Category	FY2026 *Proposed*	Future	Total
830 - Information Technology	$30,000	$0	$30,000
Total	**$30,000**	**$0**	**$30,000**

New Server Room

Overview

Request Owner	Pennie Arounsack, Director of IT
Department	Information Technology
Type	Capital Improvement
Project Number	22064

Description

Funding is requested to support the advancement of solutions for meeting the City's growing IT infrastructure needs. This investment will allow for a comprehensive assessment of space, power, cooling, security, and expansion requirements while also providing flexibility to explore creative approaches for securing server capacity, whether through new construction, upgrades to existing facilities, or alternative solutions. The project will focus on ensuring reliable, secure, and scalable IT infrastructure to support City operations. This funding will be used for planning efforts, feasibility assessments, and initial development work, allowing the City to adapt its approach as needed to optimize resources and meet future demands effectively.

Capital Cost

FY2026 Budget
$0

Total Budget (all years)
$0

Project Total (to date)
$250K

FY2026 - Future Capital Cost Breakdown

G/L Account 1 **$0** N/A

Capital Cost for Budgeted Years



G/L Account 1 **$0** N/A

Detailed Breakdown

Category	FY2026 *Proposed*	Future	Total
G/L Account 1	$0	$0	**$0**
Total	**$0**	**$0**	**$0**

Funding Sources

FY2026 Budget	Total Budget (all years)	Project Total (to date)
$0	**$0**	**$250K**

FY2026 - Future Funding Sources Breakdown

830 - Information Technology	$0	N/A

Funding Sources for Budgeted Years



830 - Information Technology	$0	N/A

Detailed Breakdown

Category	FY2026 *Proposed*	Future	Total
830 - Information Technology	$0	$0	$0
Total	**$0**	**$0**	**$0**

Operational Costs

FY2026 Budget
$0

Total Budget (all years)
$0

Project Total
$0

FY2026 - Future Operational Costs Breakdown



Operational Cost 1 **$0** N/A

Operational Costs for Budgeted Years



Operational Cost 1 **$0** N/A

Detailed Breakdown

Category	FY2026 *Proposed*	FY2027 *Proposed*	FY2028 *Proposed*	FY2029 *Proposed*	Future	Total
Operational Cost 1	$0	$0	$0	$0	$0	**$0**
Total	**$0**	**$0**	**$0**	**$0**	**$0**	**$0**

Off-site Disaster Recovery Services

Overview

Request Owner	Pennie Arounsack, Director of IT
Department	Information Technology
Type	Capital Equipment

Description

FY25: This funding request is to support the establishment and securing of an offsite disaster recovery site, which is essential for ensuring business continuity and minimizing operational downtime in the event of unforeseen disruptions. In the case of a natural disaster, cyber-attack, or any other catastrophic incident affecting the primary business location, an offsite facility will serve as a secure and geographically separate backup.

FY26: This funding request will cover the following:

- Procurement of hardware, including servers themselves
- Licensing costs
- Professional services for installation, maintenance, and support

Once implemented, ongoing licensing and maintenance expenses will be incorporated into the operational budget.

Maintaining a disaster recovery (DR) server infrastructure is essential. These servers provide a dedicated environment for restoring the city's IT systems in the event of a natural disaster, cyber-attack, or any other catastrophic event that might impact the primary server infrastructure. Neighboring cities that have experienced cyberattacks have underscored the critical importance of having disaster recovery servers in place to expedite recovery, minimize downtime, and ensure business continuity. Our current disaster recovery servers are over 10 years old, have reached end-of-life status, and are no longer supported by the manufacturer. Upgrading this infrastructure is crucial to maintaining a reliable and effective disaster recovery strategy.

Capital Cost

FY2026 Budget
$500K

Total Budget (all years)
$500K

Project Total (to date)
$645K

FY2026 - Future Capital Cost Breakdown

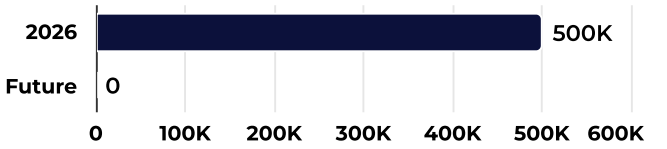

G/L Account 1	$500,000	100.00%

Capital Cost for Budgeted Years



G/L Account 1	$500,000	100.00%

Detailed Breakdown

Category	FY2026 *Proposed*	Future	Total
G/L Account 1	$500,000	$0	**$500,000**
Total	**$500,000**	**$0**	**$500,000**

Funding Sources

FY2026 Budget
$500K

Total Budget (all years)
$500K

Project Total (to date)
$645K

FY2026 - Future Funding Sources Breakdown

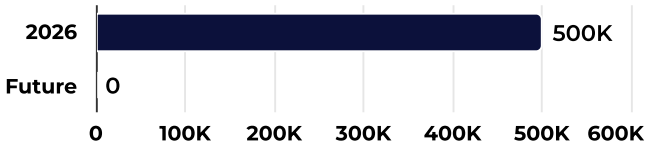

100 - General Fund $500,000 100.00%

Funding Sources for Budgeted Years



100 - General Fund $500,000 100.00%

Detailed Breakdown

Category	FY2026 *Proposed*	Future	Total
100 - General Fund	$500,000	$0	**$500,000**
Total	**$500,000**	**$0**	**$500,000**

Zoom Conferencing Systems

Overview

Request Owner Juliana Whorton, Budget Analyst

Department Information Technology

Type Capital Equipment

Description

FINANCE	Rally Bar Huddle (Up to 20)	$10,000	
FIRE	Rally Bar Huddle (Up to 20)	$10,000	
HR	Rally Bar Huddle (Up to 20)	$10,000	

(continued from above)		
FINANCE	Current Finance Conference Room	
FIRE	Current Station 4 Conference Room	
HR	Current HR Conference Room	

Details

New/Replacement: New

Capital Cost

FY2026 Budget
$30K

Total Budget (all years)
$30K

Project Total
$30K

FY2026 - Future Capital Cost Breakdown

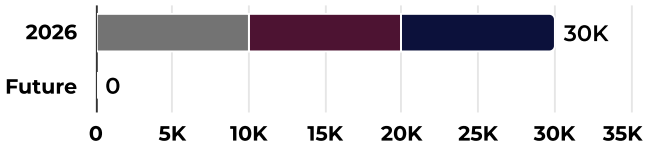

G/L Account 1	$10,000	33.33%
G/L Account 2	$10,000	33.33%
G/L Account 3	$10,000	33.33%

Capital Cost for Budgeted Years

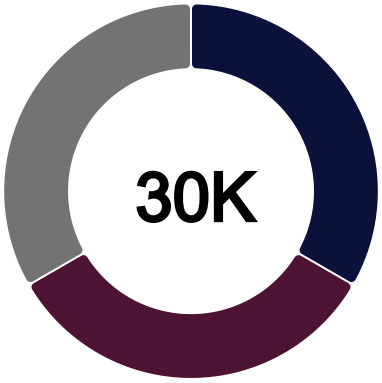

G/L Account 1	$10,000	33.33%
G/L Account 2	$10,000	33.33%
G/L Account 3	$10,000	33.33%

Detailed Breakdown

Category	FY2026 *Proposed*	Future	Total
G/L Account 3	$10,000	$0	**$10,000**
G/L Account 2	$10,000	$0	**$10,000**
G/L Account 1	$10,000	$0	**$10,000**
Total	**$30,000**	**$0**	**$30,000**

Funding Sources

FY2026 Budget	Total Budget (all years)	Project Total
$30K	**$30K**	**$30K**

FY2026 - Future Funding Sources Breakdown

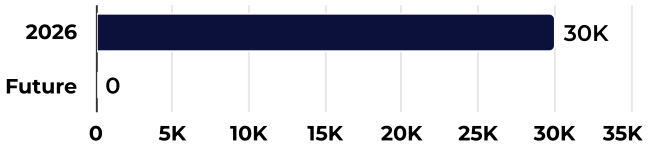

100 - General Fund	$30,000	100.00%

Funding Sources for Budgeted Years



100 - General Fund	$30,000	100.00%

Detailed Breakdown

Category	FY2026 *Proposed*	Future	Total
100 - General Fund	$30,000	$0	**$30,000**
Total	**$30,000**	**$0**	**$30,000**

Information Technology

FY26 - FY30 Information Technology Projects (including Future)

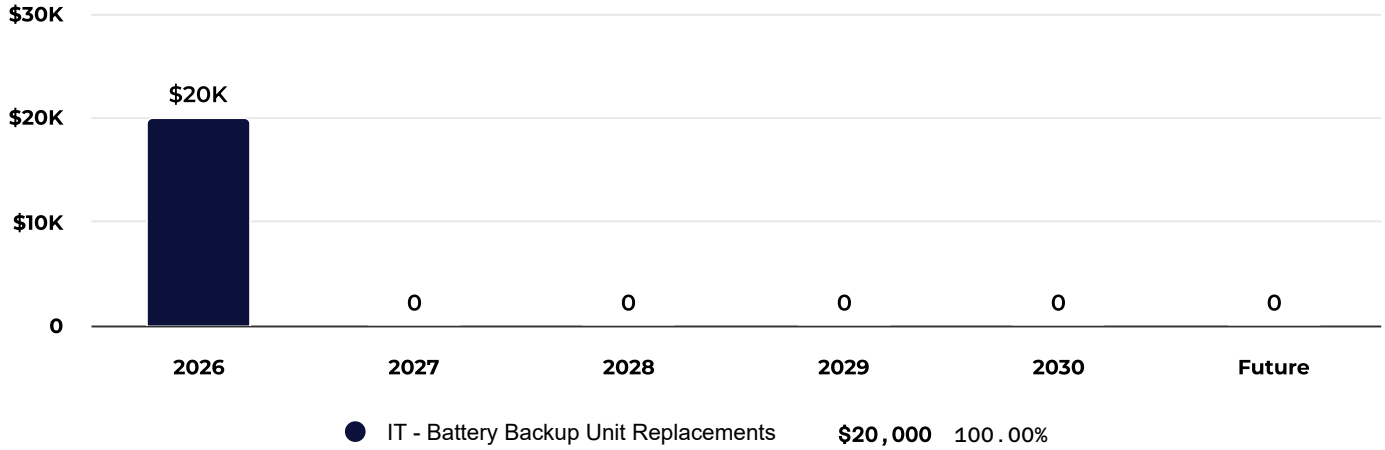

Summary of Requests

Category	FY2026	FY2027	FY2028	FY2029	FY2030	Future	Total
IT - Battery Backup Unit Replacements	$20,000	$0	$0	$0	$0	$0	**$20,000**
Total Summary of Requests	**$20,000**	**$0**	**$0**	**$0**	**$0**	**$0**	**$20,000**

IT - Battery Backup Unit Replacements

Overview

Request Owner	Pennie Arounsack, Director of IT
Department	Information Technology
Type	Capital Equipment

Description

Replace older battery backup units at City Hall, Fire Station 5, Development Services, and the Manteca Library. These units supply clean, reliable power to critical network and phone equipment at these locations, ensuring continued network reliability and phone functionality during brief power outages or brownouts. Replacing these units is essential to maintaining uninterrupted operations and communication.

Capital Cost

FY2026 Budget
$20K

Total Budget (all years)
$20K

Project Total
$20K

FY2026 - Future Capital Cost Breakdown

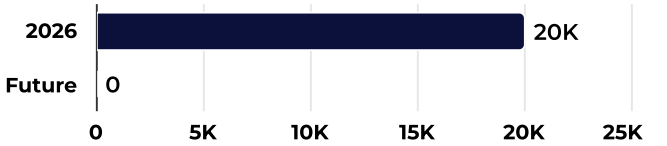

G/L Account 1 **$20,000** 100.00%

Capital Cost for Budgeted Years

G/L Account 1 **$20,000** 100.00%

Detailed Breakdown

Category	FY2026 *Proposed*	Future	Total
G/L Account 1	$20,000	$0	**$20,000**
Total	**$20,000**	**$0**	**$20,000**

Funding Sources

FY2026 Budget
$20K

Total Budget (all years)
$20K

Project Total
$20K

FY2026 - Future Funding Sources Breakdown

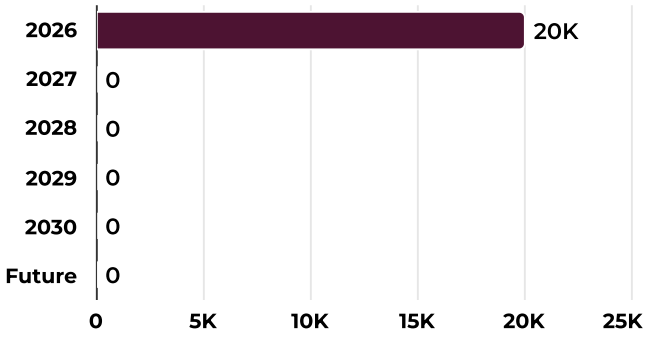

100 - General Fund	$0	0.00%
830 - Information Technology	$20,000	100.00%

Funding Sources for Budgeted Years



100 - General Fund	$0	0.00%
830 - Information Technology	$20,000	100.00%

Detailed Breakdown

Category	FY2026 *Proposed*	FY2027 *Proposed*	FY2028 *Proposed*	FY2029 *Proposed*	FY2030 *Proposed*	Future	Total
830 - Information Technology	$20,000	$0	$0	$0	$0	$0	**$20,000**
100 - General Fund	$0	$0	$0	$0	$0	$0	**$0**
Total	**$20,000**	**$0**	**$0**	**$0**	**$0**	**$0**	**$20,000**

Police Department

FY26 - FY30 Police Department Projects (including Future)

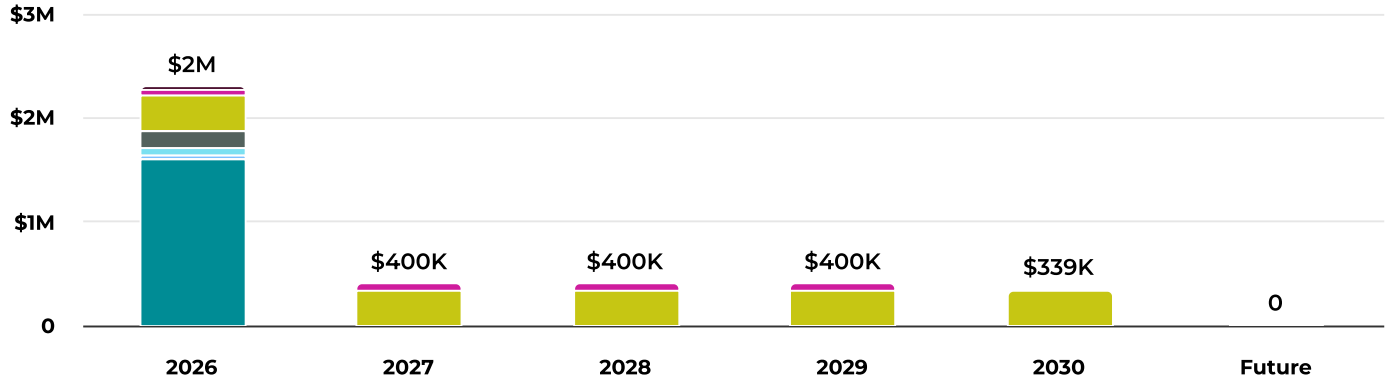

(2) Unmarked Vehicles-Detective/Undercover	$0	0.00%
(3) M4T Drones	$27,000	0.70%
(5) Marked Vehicles - Patrol	$0	0.00%
911 Recording Software & Hardware	$0	0.00%
AB109 Detective Vehicle	$0	0.00%
Advanced PD Radio Purchase	$0	0.00%
Animal Control Vehicle	$0	0.00%
Axon Fleet 3	$244,000	6.36%
Axon OSP10+	$1,695,000	44.16%
Community Services Officer Vehicles (1) approved	$0	0.00%
CTFGP Vehicle Purchase	$0	0.00%
Dispatch Backup Battery	$0	0.00%
Drones	$0	0.00%
Event Safety Barriers - Meridian Barrier	$155,927	4.06%
Faro Focus Laser Scanning Capture Device (3D Scanner)	$86,000	2.24%
Flock License Plate Readers (LPRs)	$0	0.00%
ICOR Mini Robot Upgrade	$30,000	0.78%
New Police Department	$0	0.00%
PD Locker Room & Breakroom Renovations	$0	0.00%
PD Mobile Printers - Qty 10	$0	0.00%
PD Vehicles	$1,600,000	41.69%
Replacement Radio Consoles for Dispatch	$0	0.00%
Wrapped Animal Control Vehicle - ARPA	$0	0.00%

Summary of Requests

Project No. / Category	FY2026	FY2027	FY2028	FY2029	FY2030	Future	Total
24020 (2) Unmarked Vehicles- Detective/Undercover	$0	$0	$0	$0	$0	$0	**$0**
– (3) M4T Drones	$27,000	$0	$0	$0	$0	$0	**$27,000**
24015 (5) Marked Vehicles - Patrol	$0	$0	$0	$0	$0	$0	**$0**
24119 911 Recording Software & Hardware	$0	$0	$0	$0	$0	$0	**$0**
24023 AB109 Detective Vehicle	$0	$0	$0	$0	$0	$0	**$0**
25006 Advanced PD Radio Purchase	$0	$0	$0	$0	$0	$0	**$0**
24019 Animal Control Vehicle	$0	$0	$0	$0	$0	$0	**$0**
– Axon Fleet 3	$61,000	$61,000	$61,000	$61,000	$0	$0	**$244,000**
– Axon OSP10+	$339,000	$339,000	$339,000	$339,000	$339,000	$0	**$1,695,000**
24118 Community Services Officer Vehicles (1) approved	$0	$0	$0	$0	$0	$0	**$0**
24069 CTFGP Vehicle Purchase	$0	$0	$0	$0	$0	$0	**$0**
24016 Dispatch Backup Battery	$0	$0	$0	$0	$0	$0	**$0**
24084 Drones	$0	$0	$0	$0	$0	$0	**$0**
– Event Safety Barriers - Meridian Barrier	$155,927	$0	$0	$0	$0	$0	**$155,927**
– Faro Focus Laser Scanning Capture Device (3D Scanner)	$86,000	$0	$0	$0	$0	$0	**$86,000**
24083 Flock License Plate Readers (LPRs)	$0	$0	$0	$0	$0	$0	**$0**
– ICOR Mini Robot Upgrade	$30,000	$0	$0	$0	$0	$0	**$30,000**
24071 New Police Department	$0	$0	$0	$0	$0	$0	**$0**
25007 PD Locker Room & Breakroom	$0	$0	$0	$0	$0	$0	**$0**

Project No. / Category	FY2026	FY2027	FY2028	FY2029	FY2030	Future	Total
Renovations							
23026 PD Mobile Printers - Qty 10	$0	$0	$0	$0	$0	$0	**$0**
– PD Vehicles	$1,600,000	$0	$0	$0	$0	$0	**$1,600,000**
18014 Replacement Radio Consoles for Dispatch	$0	$0	$0	$0	$0	$0	**$0**
25016 Wrapped Animal Control Vehicle - ARPA	$0	$0	$0	$0	$0	$0	**$0**
Total Summary of Requests	**$2,298,927**	**$400,000**	**$400,000**	**$400,000**	**$339,000**	**$0**	**$3,837,927**

(2) Unmarked Vehicles-Detective/Undercover

Overview

Request Owner	Karen Hernandez, Administrative Assistant III
Department	Police Department
Type	Capital Equipment
Project Number	24020

Description

We are in need of 2 new unmarked police vehicles that need to be fully outfitted for detective/undercover use. The vehicle equipment will include emergency lights and siren, radio and other miscellaneous equipment.

Details

New Purchase or Replacement: Replacement

New or Used Vehicle: 106838

Capital Cost

FY2026 Budget	Total Budget (all years)	Project Total (to date)
$0	**$0**	**$110K**

FY2026 - Future Capital Cost Breakdown

G/L Account 1 **$0** N/A

Capital Cost for Budgeted Years



G/L Account 1 **$0** N/A

Detailed Breakdown

Category	FY2026 *Proposed*	Future	Total
G/L Account 1	$0	$0	**$0**
Total	**$0**	**$0**	**$0**

Funding Sources

FY2026 Budget	Total Budget (all years)	Project Total (to date)
$0	**$0**	**$110K**

FY2026 - Future Funding Sources Breakdown

100 - General Fund	$0	N/A

Funding Sources for Budgeted Years



100 - General Fund	$0	N/A

Detailed Breakdown

Category	FY2026 *Proposed*	Future	Total
100 - General Fund	$0	$0	**$0**
Total	**$0**	**$0**	**$0**

(3) M4T Drones

Overview

Request Owner Ian Osborn, lieutenant

Department Police Department

Type Capital Equipment

Description

The acquisition of these drones will enable the Unmanned Aircraft Systems (UAS) unit to continue providing exceptional service while meeting growing operational demands. This investment supports our department's mission to enhance public safety through innovative solutions.

The police department currently has 5 outdoor drones, two for large pre-planned events and three that are used daily by patrol. We also have 2 indoor/outdoor drones primarily used for clearing the inside of buildings/houses. These drones get a lot of use, so far this year we have flown 169 individual flights for various reasons. The largest use is patrol by far. These new drones are a newer version of what we currently fly and will not replace the ones purchased last year but help reduce the hours flown to make the fleet last longer. For a successful drone operation at a PD our size, new drones will need to be purchased yearly. Some larger, and some smaller depending on the use.

Details

New/Replacement: New

Useful Life: 3 or Less

Supplemental Attachments

Advexure Quote

Capital Cost

FY2026 Budget
$27K

Total Budget (all years)
$27K

Project Total
$27K

FY2026 - Future Capital Cost Breakdown

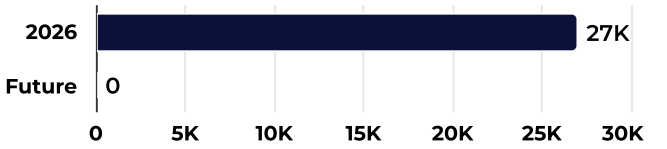

G/L Account 1	$27,000	100.00%

Capital Cost for Budgeted Years

G/L Account 1	$27,000	100.00%

Detailed Breakdown

Category	FY2026 *Proposed*	Future	Total
G/L Account 1	$27,000	$0	**$27,000**
Total	**$27,000**	**$0**	**$27,000**

Funding Sources

FY2026 Budget
$27K

Total Budget (all years)
$27K

Project Total
$27K

FY2026 - Future Funding Sources Breakdown

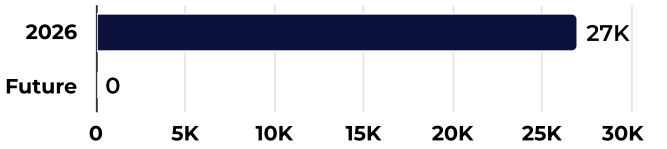

105 - Measure Q	$27,000	100.00%

Funding Sources for Budgeted Years

105 - Measure Q	$27,000	100.00%

Detailed Breakdown

Category	FY2026 *Proposed*	Future	Total
105 - Measure Q	$27,000	$0	**$27,000**
Total	**$27,000**	**$0**	**$27,000**

(5) Marked Vehicles - Patrol

Overview

Request Owner	Karen Hernandez, Administrative Assistant III
Department	Police Department
Type	Capital Equipment
Project Number	24015

Description

We are in need of 5 new marked police vehicles that need to be fully outfitted for patrol use. Our vehicles are aging with several having over 100K miles and as we add more patrol staff there are fewer vehicles to drive. The vehicle equipment will include emergency lights and sirens, prisoner transport equipment, center console for electronics, partition, computer and mount, radio, in car camera video system and other miscellaneous equipment.

Details

New Purchase or Replacement: New

New or Used Vehicle: 333528

Capital Cost

FY2026 Budget	Total Budget (all years)	Project Total (to date)
$0	**$0**	**$500K**

FY2026 - Future Capital Cost Breakdown

G/L Account 1	$0	N/A
G/L Account 2	$0	N/A

Capital Cost for Budgeted Years



G/L Account 1	$0	N/A
G/L Account 2	$0	N/A

Detailed Breakdown

Category	FY2026 *Proposed*	Future	Total
G/L Account 2	$0	$0	**$0**
G/L Account 1	$0	$0	**$0**
Total	**$0**	**$0**	**$0**

Funding Sources

FY2026 Budget
$0

Total Budget (all years)
$0

Project Total
$0

FY2026 - Future Funding Sources Breakdown

110 - COVID Relief	$0	N/A
160 - SLEF Grants	$0	N/A

Funding Sources for Budgeted Years



110 - COVID Relief	$0	N/A
160 - SLEF Grants	$0	N/A

Detailed Breakdown

Category	FY2026 *Proposed*	Future	Total
160 - SLEF Grants	$0	$0	**$0**
110 - COVID Relief	$0	$0	**$0**
Total	**$0**	**$0**	**$0**

911 Recording Software & Hardware

Overview

Request Owner	Karen Hernandez, Administrative Assistant III
Department	Police Department
Type	Capital Equipment
Project Number	24119

Description

This is for new 911 recorders for our Communications Center. It is required by State Law to have all 911 calls recorded.

Details

New Purchase or Replacement: New

Capital Cost

FY2026 Budget	Total Budget (all years)	Project Total (to date)
$0	**$0**	**$95K**

FY2026 - Future Capital Cost Breakdown

G/L Account 1 **$0** N/A

Capital Cost for Budgeted Years



G/L Account 1 **$0** N/A

Detailed Breakdown

Category	FY2026 *Proposed*	Future	Total
G/L Account 1	$0	$0	**$0**
Total	**$0**	**$0**	**$0**

Funding Sources

FY2026 Budget
$0

Total Budget (all years)
$0

Project Total (to date)
$95K

FY2026 - Future Funding Sources Breakdown

100 - General Fund $0 N/A

Funding Sources for Budgeted Years



100 - General Fund $0 N/A

Detailed Breakdown

Category	FY2026 *Proposed*	Future	Total
100 - General Fund	$0	$0	**$0**
Total	**$0**	**$0**	**$0**

AB109 Detective Vehicle

Overview

Request Owner	Karen Hernandez, Administrative Assistant III
Department	Police Department
Type	Capital Equipment
Project Number	24023

Description

New Detective Vehicle Request

Details

New Purchase or Replacement: Replacement

New or Used Vehicle: 79574

Capital Cost

FY2026 Budget
$0

Total Budget (all years)
$0

Project Total (to date)
$85K

FY2026 - Future Capital Cost Breakdown



G/L Account 1 $0 N/A

Capital Cost for Budgeted Years



G/L Account 1 $0 N/A

Detailed Breakdown

Category	FY2026 *Proposed*	Future	Total
G/L Account 1	$0	$0	**$0**
Total	**$0**	**$0**	**$0**

Funding Sources

FY2026 Budget	Total Budget (all years)	Project Total (to date)
$0	**$0**	**$150K**

FY2026 - Future Funding Sources Breakdown

150 - Police Grants	$0	N/A

Funding Sources for Budgeted Years



150 - Police Grants	$0	N/A

Detailed Breakdown

Category	FY2026 *Proposed*	Future	Total
150 - Police Grants	$0	$0	**$0**
Total	**$0**	**$0**	**$0**

Advanced PD Radio Purchase

Overview

Request Owner	Karen Hernandez, Administrative Assistant III
Department	Police Department
Type	Capital Equipment
Project Number	25006

Description

New mobile radios for police vehicles. New equipment which will expand service, reduce personnel time, safety, and improve procedures.

Details

New/Replacement: New

Useful Life: 0

Capital Cost

FY2026 Budget	Total Budget (all years)	Project Total (to date)
$0	**$0**	**$29.7K**

FY2026 - Future Capital Cost Breakdown

G/L Account 1 **$0** N/A

Capital Cost for Budgeted Years



G/L Account 1 **$0** N/A

Detailed Breakdown

Category	FY2026 *Proposed*	Future	Total
G/L Account 1	$0	$0	**$0**
Total	**$0**	**$0**	**$0**

Funding Sources

FY2026 Budget	Total Budget (all years)	Project Total (to date)
$0	**$0**	**$29.7K**

FY2026 - Future Funding Sources Breakdown

100 - General Fund	$0	N/A

Funding Sources for Budgeted Years



100 - General Fund	$0	N/A

Detailed Breakdown

Category	FY2026 *Proposed*	Future	Total
100 - General Fund	$0	$0	**$0**
Total	**$0**	**$0**	**$0**

Animal Control Vehicle

Overview

Request Owner	Karen Hernandez, Administrative Assistant III
Department	Police Department
Type	Capital Equipment
Project Number	24019

Description

We need two fully outfitted animal control vehicles. The two animal control vehicles in the fleet are old, have high mileage and are becoming unreliable for animal control use. There are also more officers than vehicles.

Details

New Purchase or Replacement: Replacement

New or Used Vehicle: 121583

Capital Cost

FY2026 Budget
$0

Total Budget (all years)
$0

Project Total (to date)
$122K

FY2026 - Future Capital Cost Breakdown



Capital Cost for Budgeted Years



Detailed Breakdown

Category	FY2026 *Proposed*	Future	Total
G/L Account 1	$0	$0	**$0**
Total	**$0**	**$0**	**$0**

Funding Sources

FY2026 Budget	Total Budget (all years)	Project Total (to date)
$0	**$0**	**$122K**

FY2026 - Future Funding Sources Breakdown

110 - COVID Relief	$0	N/A

Funding Sources for Budgeted Years



110 - COVID Relief	$0	N/A

Detailed Breakdown

Category	FY2026 *Proposed*	Future	Total
110 - COVID Relief	$0	$0	**$0**
Total	**$0**	**$0**	**$0**

Axon Fleet 3

Overview

Request Owner Juliana Whorton, Budget Analyst

Department Police Department

Type Capital Equipment

Description

The Axon platform seamlessly integrates police equipment including body worn cameras, tasers, and Fleet 3 and the storage of their associated evidence. Having a single manufacturer for multiple technologies has provided officers with systems that look and feel similar while integrating with one another. Axon provides equipment refreshes at no additional cost to the city when the included equipment becomes obsolete, which has provided the city with the ability to maintain a supply of advanced technology.

Capital Cost

FY2026 Budget
$61K

Total Budget (all years)
$244K

Project Total (to date)
$305K

FY2026 - Future Capital Cost Breakdown

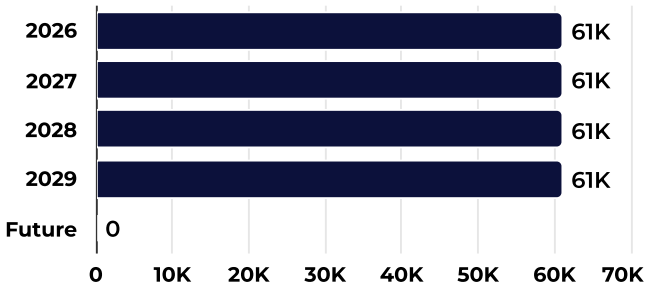

G/L Account 2 **$244,000** 100.00%

Capital Cost for Budgeted Years

G/L Account 2 **$244,000** 100.00%

Detailed Breakdown

Category	FY2026 *Proposed*	FY2027 *Proposed*	FY2028 *Proposed*	FY2029 *Proposed*	Future	Total
G/L Account 2	$61,000	$61,000	$61,000	$61,000	$0	**$244,000**
Total	**$61,000**	**$61,000**	**$61,000**	**$61,000**	**$0**	**$244,000**

Funding Sources

FY2026 Budget
$61K

Total Budget (all years)
$244K

Project Total (to date)
$305K

FY2026 - Future Funding Sources Breakdown

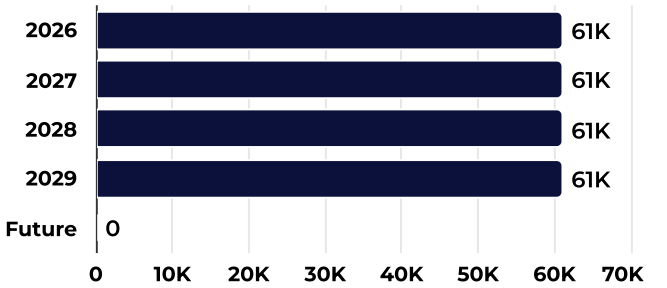

100 - General Fund	$244,000	100.00%

Funding Sources for Budgeted Years

100 - General Fund	$244,000	100.00%

Detailed Breakdown

Category	FY2026 *Proposed*	FY2027 *Proposed*	FY2028 *Proposed*	FY2029 *Proposed*	Future	Total
100 - General Fund	$61,000	$61,000	$61,000	$61,000	$0	**$244,000**
Total	**$61,000**	**$61,000**	**$61,000**	**$61,000**	**$0**	**$244,000**

Axon OSP10+

Overview

Request Owner Paul Carmona, Police Captain

Department Police Department

Type Capital Equipment

Description

To enhance officer safety, improve evidence collection, and ensure accountability, our department seeks to acquire the **Axon Officer Safety Plan 10+ (OSP10+).** This comprehensive system offers cutting-edge technology that integrates **body-worn cameras, TASER energy weapons, digital evidence management, and real-time connectivity**—all critical components in modern policing. The Axon Body 4 cameras provide live-streaming capabilities, enabling real-time situational awareness for supervisors and dispatch. This feature is invaluable during high-risk incidents, ensuring that officers receive immediate backup when necessary. The TASER 10, included in OSP10+, provides a safer, more effective, less-lethal option for officers, offering increased accuracy and greater range than previous models. The improved probe deployment and multiple-shot capability enhance de-escalation efforts, reducing injuries to officers and subjects. The combination of live-streaming, automatic activation, and secure evidence storage strengthens transparency and accountability, fostering trust between officers and the community.

Investing in **Axon OSP10+** is a critical step toward modernizing our department, enhancing officer safety, improving evidence integrity, and fostering public trust**.** With the growing demand for police accountability, real-time connectivity, and digital evidence management, this solution ensures our officers are equipped with the best tools available to serve and protect the community effectively.

We strongly recommend moving forward with the acquisition of **Axon OSP10+** to support the long-term success and efficiency of our department.

Details

New/Replacement: Replacement

Useful Life: 5

Capital Cost

FY2026 Budget
$339K

Total Budget (all years)
$1.69M

Project Total
$1.69M

FY2026 - Future Capital Cost Breakdown

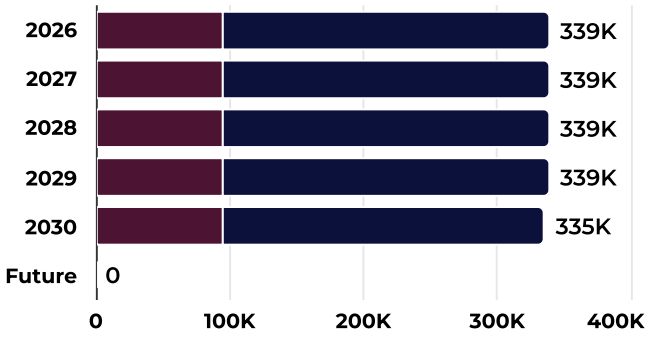

G/L Account 1	$1,216,000	71.91%
G/L Account 2	$475,000	28.09%

Capital Cost for Budgeted Years

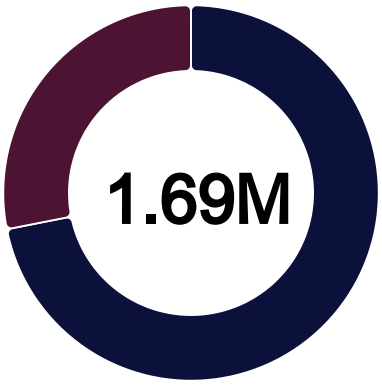

G/L Account 1	$1,216,000	71.91%
G/L Account 2	$475,000	28.09%

Detailed Breakdown

Category	FY2026 *Proposed*	FY2027 *Proposed*	FY2028 *Proposed*	FY2029 *Proposed*	FY2030 *Proposed*	Future	Total
G/L Account 1	$244,000	$244,000	$244,000	$244,000	$240,000	$0	**$1,216,000**
G/L Account 2	$95,000	$95,000	$95,000	$95,000	$95,000	$0	**$475,000**
Total	**$339,000**	**$339,000**	**$339,000**	**$339,000**	**$335,000**	**$0**	**$1,691,000**

Funding Sources

FY2026 Budget
$339K

Total Budget (all years)
$1.7M

Project Total
$1.7M

FY2026 - Future Funding Sources Breakdown

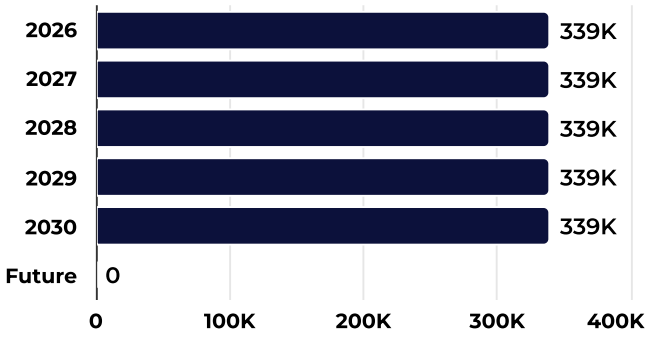

105 - Measure Q	$1,695,000	100.00%

Funding Sources for Budgeted Years



105 - Measure Q	$1,695,000	100.00%

Detailed Breakdown

Category	FY2026 *Proposed*	FY2027 *Proposed*	FY2028 *Proposed*	FY2029 *Proposed*	FY2030 *Proposed*	Future	Total
105 - Measure Q	$339,000	$339,000	$339,000	$339,000	$339,000	$0	**$1,695,000**
Total	**$339,000**	**$339,000**	**$339,000**	**$339,000**	**$339,000**	**$0**	**$1,695,000**

Community Services Officer Vehicles (1) approved

Overview

Request Owner	Karen Hernandez, Administrative Assistant III
Department	Police Department
Type	Capital Equipment
Project Number	24118

Description

Two new marked Community Service Officer vehicle that needs to be fully outfitted for community service use. The vehicle equipment will include an amber light bar, center console for electronics, computer and mount, radio and other miscellaneous equipment. One vehicle was approved.

Details

New Purchase or Replacement: New

New or Used Vehicle: 0

Capital Cost

FY2026 Budget	Total Budget (all years)	Project Total (to date)
$0	**$0**	**$70K**

FY2026 - Future Capital Cost Breakdown

G/L Account 1	$0	N/A

Capital Cost for Budgeted Years



G/L Account 1	$0	N/A

Detailed Breakdown

Category	FY2026 *Proposed*	Future	Total
G/L Account 1	$0	$0	**$0**
Total	**$0**	**$0**	**$0**

Funding Sources

FY2026 Budget	Total Budget (all years)	Project Total (to date)
$0	**$0**	**$70K**

FY2026 - Future Funding Sources Breakdown

100 - General Fund	$0	N/A

Funding Sources for Budgeted Years



100 - General Fund	$0	N/A

Detailed Breakdown

Category	FY2026 *Proposed*	Future	Total
100 - General Fund	$0	$0	**$0**
Total	**$0**	**$0**	**$0**

CTFGP Vehicle Purchase

Overview

Request Owner	Karen Hernandez, Administrative Assistant III
Department	Police Department
Type	Capital Equipment
Project Number	24069

Description

New Patrol vehicle request

Details

New Purchase or Replacement: New

New or Used Vehicle: 57400

Capital Cost

FY2026 Budget
$0

Total Budget (all years)
$0

Project Total (to date)
$79.9K

FY2026 - Future Capital Cost Breakdown

G/L Account 1 $0 N/A

Capital Cost for Budgeted Years



G/L Account 1 $0 N/A

Detailed Breakdown

Category	FY2026 *Proposed*	Future	Total
G/L Account 1	$0	$0	**$0**
Total	**$0**	**$0**	**$0**

Funding Sources

FY2026 Budget	Total Budget (all years)	Project Total (to date)
$0	**$0**	**$79.9K**

FY2026 - Future Funding Sources Breakdown

150 - Police Grants	$0	N/A
160 - SLEF Grants	$0	N/A

Funding Sources for Budgeted Years



150 - Police Grants	$0	N/A
160 - SLEF Grants	$0	N/A

Detailed Breakdown

Category	FY2026 *Proposed*	Future	Total
160 - SLEF Grants	$0	$0	**$0**
150 - Police Grants	$0	$0	**$0**
Total	**$0**	**$0**	**$0**

Dispatch Backup Battery

Overview

Request Owner	Karen Hernandez, Administrative Assistant III
Department	Police Department
Type	Capital Equipment
Project Number	24016

Description

When the Department loses power, a diesel generator automatically activates in order to maintain the critical systems necessary for the Department to function normally. During the time between power being lost and the generator turning on and supplying power, however, systems will crash without an instantaneous supply of emergency backup power. For several years, the Department has relied on an emergency battery system to supply this critical power until the generator can handle the load. The current battery system we use is no longer supported by the manufacturer/service provider. We have currently renewing our service agreement with the provider, but we must replace this antiquated system as soon as possible in order to avoid a crash our system.

Details

New/Replacement: Replacement

Useful Life: 0

Capital Cost

FY2026 Budget	Total Budget (all years)	Project Total (to date)
$0	**$0**	**$42K**

FY2026 - Future Capital Cost Breakdown

G/L Account 1	$0	N/A

Capital Cost for Budgeted Years



G/L Account 1	$0	N/A

Detailed Breakdown

Category	FY2026 *Proposed*	Future	Total
G/L Account 1	$0	$0	$0
Total	**$0**	**$0**	**$0**

Funding Sources

FY2026 Budget
$0

Total Budget (all years)
$0

Project Total
$0

FY2026 - Future Funding Sources Breakdown

100 - General Fund **$0** N/A

Funding Sources for Budgeted Years



100 - General Fund **$0** N/A

Detailed Breakdown

Category	FY2026 *Proposed*	Future	Total
100 - General Fund	$0	$0	**$0**
Total	**$0**	**$0**	**$0**

Drones

Overview

Request Owner	Karen Hernandez, Administrative Assistant III
Department	Police Department
Type	Capital Equipment
Project Number	24084

Description

Drones, purchase of four new drones and the accessories necessary for missions and to provide aerial support. New equipment to expand service, reduce personnel time, safety, and improve procedures.

Details

New/Replacement: 110.11.00.103-7000.03

Useful Life: 41907

Capital Cost

FY2026 Budget
$0

Total Budget (all years)
$0

Project Total (to date)
$41.9K

FY2026 - Future Capital Cost Breakdown



Capital Cost for Budgeted Years



Detailed Breakdown

Category	FY2026 *Proposed*	Future	Total
G/L Account 1	$0	$0	**$0**
Total	**$0**	**$0**	**$0**

Funding Sources

FY2026 Budget
$0

Total Budget (all years)
$0

Project Total
$0

FY2026 - Future Funding Sources Breakdown

110 - COVID Relief $0 N/A

Funding Sources for Budgeted Years



110 - COVID Relief $0 N/A

Detailed Breakdown

Category	FY2026 *Proposed*	Future	Total
110 - COVID Relief	$0	$0	**$0**
Total	**$0**	**$0**	**$0**

Event Safety Barriers - Meridian Barrier

Overview

Request Owner Stephen Schluer, Interim Police Chief

Department Police Department

Type Capital Equipment

Description

FY26 Budget Request: Event Safety Barriers

The recent terrorist attack on New Year's Eve in New Orleans underscores the importance of prioritizing public safety at large gatherings. The City of Manteca hosts two major downtown events annually—the Pumpkin Fair and the Watermelon Festival—along with numerous other events such as Market on Maple, Halloween Trunk or Treat, wine strolls, and more. These events attract thousands of residents and visitors, making their safety our top priority.

To enhance security and mitigate the risk of a similar incident, we propose the purchase of the **Meridian Archer Kit 1000**, a proven barrier system designed to protect large crowds. This kit serves as a foundational security measure and can be expanded as needed. The package includes:

- **10 Archer 1200 Barriers** (including two additional units beyond the base kit)
- **1 Archer Hauler 2.0**
- **2 Archer Field Tow Bars**
- **7 Archer Arrestor Cables (4 ft.)**
- **1 Archer Rapid Gate Kit**
- **1 Archer Wayfinding Package**
- **7 ADA 3-Channel Cable Covers**
- **1 Archer Hauler Mount**
- **2 ADA Cover Compartments**
- **1 Beam Gate Cradle**

Investing in these barriers will significantly enhance the safety of our public events, reducing vulnerabilities and ensuring a secure environment for all attendees.

To view valuable videos of how this product works, please click on the link.

https://www.betterbarriers.com/videos/

Details

New/Replacement: New

Useful Life: 10 or more years

Supplemental Attachments

- Quote
- Sole Source Letter
- Catalogue
- Safety Act Designations
- Meridian Product Video

Capital Cost

FY2026 Budget	Total Budget (all years)	Project Total
$156K	**$156K**	**$156K**

FY2026 - Future Capital Cost Breakdown

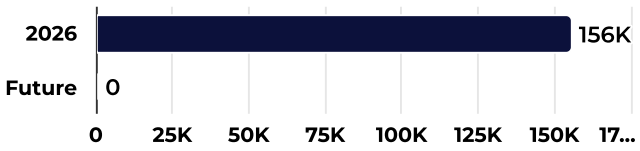

G/L Account 1	$155,927	100.00%

Capital Cost for Budgeted Years



G/L Account 1	$155,927	100.00%

Detailed Breakdown

Category	FY2026 *Proposed*	Future	Total
G/L Account 1	$155,927	$0	**$155,927**
Total	**$155,927**	**$0**	**$155,927**

Funding Sources

FY2026 Budget
$156K

Total Budget (all years)
$156K

Project Total
$156K

FY2026 - Future Funding Sources Breakdown

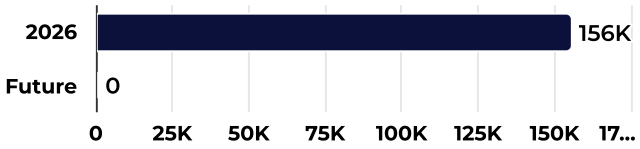

100 - General Fund	$155,927	100.00%

Funding Sources for Budgeted Years



100 - General Fund	$155,927	100.00%

Detailed Breakdown

Category	FY2026 *Proposed*	Future	Total
100 - General Fund	$155,927	$0	**$155,927**
Total	**$155,927**	**$0**	**$155,927**

Faro Focus Laser Scanning Capture Device (3D Scanner)

Overview

Request Owner	Juliana Whorton, Budget Analyst
Department	Police Department
Type	Capital Equipment

Description

Faro 3D Scanner and 3D Software:

The importance of quality and detailed scene documentation is vital for evidence preservation, courtroom testimony, major crash scenes and crime scene reconstruction. Over the past decade, Faro 3D scanners have become an industry standard for Law Enforcement. Instead of two-dimensional plot points used with a traditional total station, the Faro 3D scanner captures the entire scene as viewed by the investigator at the time of the incident. Once the Faro 3D scanner is calibrated and positioned within a crash/crime scene, the device is activated and captures the scene with a 360-degree automated scan.

With automated scanning, work productively is increased by 50% in comparison to a total station. With increased productively time, officers will have the ability to investigate and process a collision scene with more effectively and efficiently while reducing potential overtime costs caused by prolonged investigations and road closure times. The Faro 3D scanner will effectively create cost savings and reduce community disruption. This request includes the necessary hardware, laptop and software required to 1001 operate the systems effectively. *Please see the attached Faro brochure for additional information. Product spotlight I, https://www.faro.com/en/Industries/Law-Enforcement.

Faro 3D Scanner and 3D Software. **$85,000** total equipment purchase to include hardware (3D scanner, tripod, independent laptop) and related 3D software.

Capital Cost

FY2026 Budget
$86K

Total Budget (all years)
$86K

Project Total
$86K

FY2026 - Future Capital Cost Breakdown

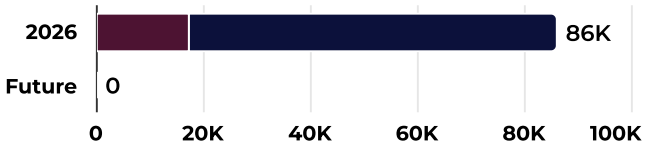

G/L Account 1	$68,672	79.85%
G/L Account 2	$17,328	20.15%

Capital Cost for Budgeted Years

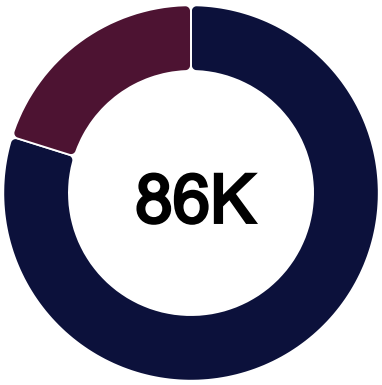

G/L Account 1	$68,672	79.85%
G/L Account 2	$17,328	20.15%

Detailed Breakdown

Category	FY2026 *Proposed*	Future	Total
G/L Account 1	$68,672	$0	**$68,672**
G/L Account 2	$17,328	$0	**$17,328**
Total	**$86,000**	**$0**	**$86,000**

Funding Sources

FY2026 Budget
$86K

Total Budget (all years)
$86K

Project Total
$86K

FY2026 - Future Funding Sources Breakdown

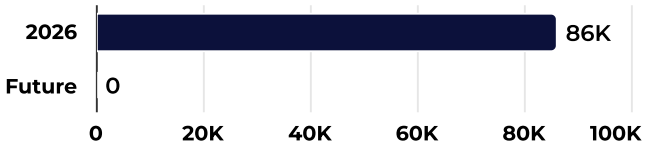

105 - Measure Q	$86,000	100.00%

Funding Sources for Budgeted Years

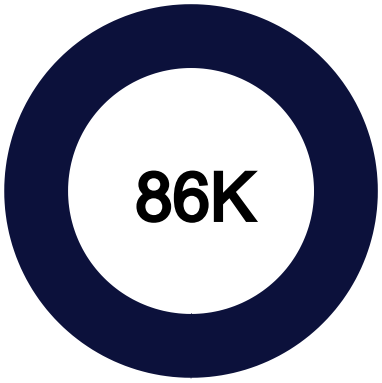

105 - Measure Q	$86,000	100.00%

Detailed Breakdown

Category	FY2026 *Proposed*	Future	Total
105 - Measure Q	$86,000	$0	**$86,000**
Total	**$86,000**	**$0**	**$86,000**

Flock License Plate Readers (LPRs)

Overview

Request Owner	Karen Hernandez, Administrative Assistant III
Department	Police Department
Type	Capital Equipment
Project Number	24083

Description

FlockOS, 47 - ALPR Falcon cameras, 2 - ALPR Flex cameras and 20 - PTZ Condor cameras, 1 - Extra battery pack + Implementation. The Police Department strives to leverage technology in innovative ways to combat crime and be a force multiplier for law enforcement officers. Automated license plate reader (ALPR) cameras can quickly locate vehicles that are reported stolen or when the vehicle is associated with a missing person or reported crime. This system can also monitor a few locations in real time for collision and crime response.

Details

New/Replacement: 110.11.00.105-6000.98

Useful Life: 703050

Capital Cost

FY2026 Budget	Total Budget (all years)	Project Total (to date)
$0	**$0**	**$733K**

FY2026 - Future Capital Cost Breakdown

G/L Account 1	$0	N/A

Capital Cost for Budgeted Years



G/L Account 1	$0	N/A

Detailed Breakdown

Category	FY2026 *Proposed*	Future	Total
G/L Account 1	$0	$0	**$0**
Total	**$0**	**$0**	**$0**

Funding Sources

FY2026 Budget	Total Budget (all years)	Project Total (to date)
$0	**$0**	**$733K**

FY2026 - Future Funding Sources Breakdown

110 - COVID Relief	$0	N/A

Funding Sources for Budgeted Years



110 - COVID Relief	$0	N/A

Detailed Breakdown

Category	FY2026 *Proposed*	Future	Total
110 - COVID Relief	$0	$0	**$0**
Total	**$0**	**$0**	**$0**

ICOR Mini Robot Upgrade

Overview

Request Owner Ian Osborn, lieutenant

Department Police Department

Type Capital Equipment

Description

ICOR Mini Robot Upgrade - $30,000 – This upgrade kit will retrofit our 10-year-old EOD robot with new communication equipment as well as the drivetrain. Our robot is in need of this upgrade kit due to its age and the cost of a new robot would be no less than $75,000 to $100,000.

Details

New/Replacement: New

Useful Life: 5

Capital Cost

FY2026 Budget
$30K

Total Budget (all years)
$30K

Project Total
$30K

FY2026 - Future Capital Cost Breakdown

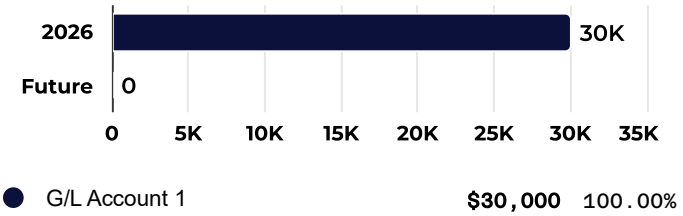

Capital Cost for Budgeted Years

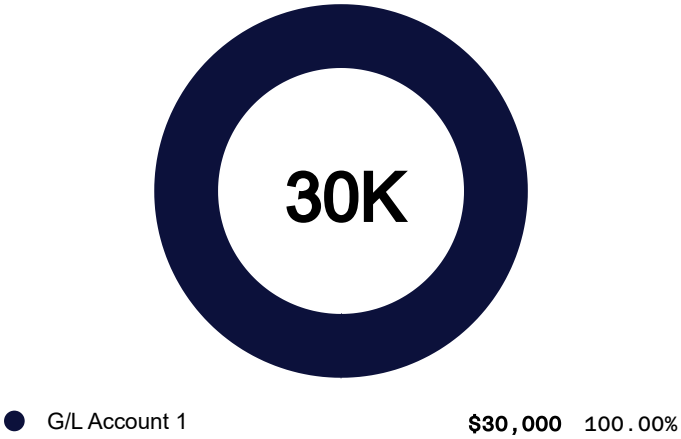

Detailed Breakdown

Category	FY2026 *Proposed*	Future	Total
G/L Account 1	$30,000	$0	**$30,000**
Total	**$30,000**	**$0**	**$30,000**

Funding Sources

FY2026 Budget
$30K

Total Budget (all years)
$30K

Project Total
$30K

FY2026 - Future Funding Sources Breakdown

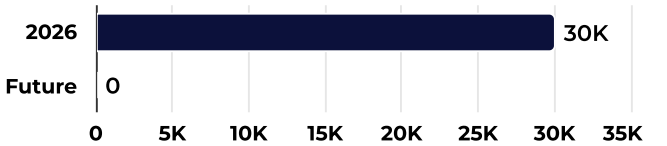

100 - General Fund	$30,000	100.00%

Funding Sources for Budgeted Years



100 - General Fund	$30,000	100.00%

Detailed Breakdown

Category	FY2026 *Proposed*	Future	Total
100 - General Fund	$30,000	$0	**$30,000**
Total	**$30,000**	**$0**	**$30,000**

New Police Department

Overview

Request Owner	Karen Hernandez, Administrative Assistant III
Department	Police Department
Type	Other
Project Number	24071

Description

The Police Department conducted a feasibility study and conceptual design for this project, and it was presented and approved by the City Council at the City Council Regular Meeting of August 20,2024. On September 23, 2024, the Police Department entered into contract with Griffin Structures, to manage and oversee the Request for Proposal for, and work associated with, the Architecture and Engineering phases. On November 8, 2024, a Request for Proposal for the Architecture & Engineering Services was released and due back on December 6, 2024. The City received six proposals that were reviewed by the committee and selected the top three firms to be interview on January 8, 2025. As a result of the interviews the committee selected LPA, Inc. The project scope has evolved from a feasibility study and conceptual design to the architecture and engineering design, and as a result the project name will be changed to New Manteca Police Department Headquarters.

Capital Cost

FY2026 Budget	Total Budget (all years)	Project Total (to date)
$0	**$0**	**$5.19M**

FY2026 - Future Capital Cost Breakdown

G/L Account 1	$0	N/A
G/L Account 2	$0	N/A
G/L Account 3	$0	N/A

Capital Cost for Budgeted Years



G/L Account 1	$0	N/A
G/L Account 2	$0	N/A
G/L Account 3	$0	N/A

Detailed Breakdown

Category	FY2026 *Proposed*	Future	Total
G/L Account 3	$0	$0	**$0**
G/L Account 2	$0	$0	**$0**
G/L Account 1	$0	$0	**$0**
Total	**$0**	**$0**	**$0**

Funding Sources

FY2026 Budget	Total Budget (all years)	Project Total (to date)
$0	**$0**	**$5.19M**

FY2026 - Future Funding Sources Breakdown

100 - General Fund	$0	N/A
540 - Government Facilities Fees	$0	N/A

Funding Sources for Budgeted Years



100 - General Fund	$0	N/A
540 - Government Facilities Fees	$0	N/A

Detailed Breakdown

Category	FY2026 *Proposed*	Future	Total
540 - Government Facilities Fees	$0	$0	**$0**
100 - General Fund	$0	$0	**$0**
Total	**$0**	**$0**	**$0**

PD Locker Room & Breakroom Renovations

Overview

Request Owner	Karen Hernandez, Administrative Assistant III
Department	Police Department
Type	Capital Improvement
Project Number	25007

Description

Renovation of dilapidated Women's and Men's locker rooms as well as the common break room. These improvements aim to enhance officer wellness, morale, and comfort by addressing critical areas within the women's and men's locker rooms as well as the break room connected to the detective's building.

Capital Cost

FY2026 Budget
$0

Total Budget (all years)
$0

Project Total (to date)
$49.7K

FY2026 - Future Capital Cost Breakdown

G/L Account 1 **$0** N/A

Capital Cost for Budgeted Years



G/L Account 1 **$0** N/A

Detailed Breakdown

Category	FY2026 *Proposed*	Future	Total
G/L Account 1	$0	$0	**$0**
Total	**$0**	**$0**	**$0**

Funding Sources

FY2026 Budget
$0

Total Budget (all years)
$0

Project Total (to date)
$49.7K

FY2026 - Future Funding Sources Breakdown

110 - COVID Relief $0 N/A

Funding Sources for Budgeted Years



110 - COVID Relief $0 N/A

Detailed Breakdown

Category	FY2026 *Proposed*	Future	Total
110 - COVID Relief	$0	$0	**$0**
Total	**$0**	**$0**	**$0**

PD Mobile Printers - Qty 10

Overview

Request Owner	Karen Hernandez, Administrative Assistant III
Department	Police Department
Type	Capital Equipment
Project Number	23026

Description

Purpose of technology-based equipment and software for traffic enforcement, collision reporting, and online report interfacing.

Capital Cost

FY2026 Budget	Total Budget (all years)	Project Total (to date)
$0	**$0**	**$8.3K**

FY2026 - Future Capital Cost Breakdown

G/L Account 1	$0	N/A

Capital Cost for Budgeted Years



G/L Account 1	$0	N/A

Detailed Breakdown

Category	FY2026 *Proposed*	Future	Total
G/L Account 1	$0	$0	$0
Total	**$0**	**$0**	**$0**

Funding Sources

FY2026 Budget	Total Budget (all years)	Project Total
$0	**$0**	**$0**

FY2026 - Future Funding Sources Breakdown

160 - SLEF Grants	$0	N/A

Funding Sources for Budgeted Years



160 - SLEF Grants	$0	N/A

Detailed Breakdown

Category	FY2026 *Proposed*	Future	Total
160 - SLEF Grants	$0	$0	**$0**
Total	**$0**	**$0**	**$0**

PD Vehicles

Overview

Request Owner	Paul Carmona, Police Captain
Department	Police Department
Type	Capital Equipment

Description

The police department is in need of new marked and unmarked police vehicles as well as PD Pool vehicles. We have several vehicles in the fleet that are old, have high mileage and are becoming unreliable for police use. The marked vehicles will need to be fully outfitted for patrol use. The vehicle equipment for marked vehicles will include emergency lights and sirens, prisoner transport equipment, center console for electronics, partition, computer and mount, radio, in-camera video system, and other miscellaneous equipment. These cars are needed for our Street Crime Unit (SCU), Detective units and Patrol.

Capital Cost

FY2026 Budget
$1.6M

Total Budget (all years)
$1.6M

Project Total
$1.6M

FY2026 - Future Capital Cost Breakdown

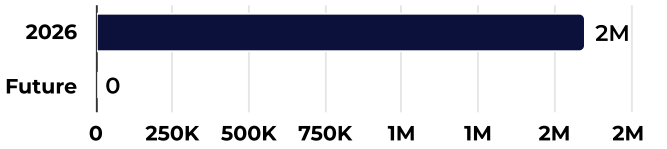

G/L Account 1 **$1,600,000** 100.00%

Capital Cost for Budgeted Years



G/L Account 1 **$1,600,000** 100.00%

Detailed Breakdown

Category	FY2026 *Proposed*	Future	Total
G/L Account 1	$1,600,000	$0	**$1,600,000**
Total	**$1,600,000**	**$0**	**$1,600,000**

Funding Sources

FY2026 Budget
$1.6M

Total Budget (all years)
$1.6M

Project Total
$1.6M

FY2026 - Future Funding Sources Breakdown

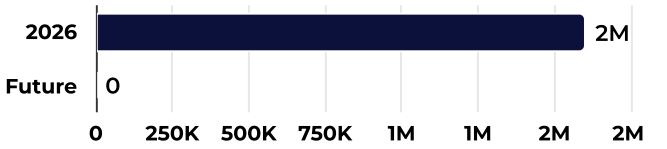

105 - Measure Q	$1,600,000	100.00%

Funding Sources for Budgeted Years



105 - Measure Q	$1,600,000	100.00%

Detailed Breakdown

Category	FY2026 *Proposed*	Future	Total
105 - Measure Q	$1,600,000	$0	**$1,600,000**
Total	**$1,600,000**	**$0**	**$1,600,000**

Replacement Radio Consoles for Dispatch

Overview

Request Owner Karen Hernandez, Administrative Assistant III

Department Police Department

Type Capital Equipment

Project Number 18014

Description

Replacement radio consoles for dispatch due to current radio consoles being over 19 years old.

Details

New/Replacement: Replacement

Useful Life: 1029416

Capital Cost

FY2026 Budget
$0

Total Budget (all years)
$0

Project Total (to date)
$1.06M

FY2026 - Future Capital Cost Breakdown

G/L Account 1 $0 N/A

Capital Cost for Budgeted Years



G/L Account 1 $0 N/A

Detailed Breakdown

Category	FY2026 *Proposed*	Future	Total
G/L Account 1	$0	$0	**$0**
Total	**$0**	**$0**	**$0**

Funding Sources

FY2026 Budget	Total Budget (all years)	Project Total (to date)
$0	**$0**	**$1.06M**

FY2026 - Future Funding Sources Breakdown

100 - General Fund	$0	N/A

Funding Sources for Budgeted Years



100 - General Fund	$0	N/A

Detailed Breakdown

Category	FY2026 *Proposed*	Future	Total
100 - General Fund	$0	$0	**$0**
Total	**$0**	**$0**	**$0**

Wrapped Animal Control Vehicle - ARPA

Overview

Request Owner	Paul Carmona, Police Captain
Department	Police Department
Type	Capital Equipment
Project Number	25016

Description

We are in need of 1 new animal control vehicle that needs to be fully outfitted for animal control use. Of the three animal control vehicles, two have over 100K miles and are in dire need of replacing.
We currently have 3 full-time animal control officers and 3 part-time officers. There are more officers than trucks, which potentially increases emergency response as well as normal response times.
The vehicle equipment will include a light bar, animal transport equipment, a center console for electronics, computer and mount, radio and other miscellaneous equipment.

Quotes are pending but the amount shown is what the cost was in FY24.

Replacing Vehicle 65-8556.

Details

New Purchase or Replacement: Replacement

New or Used Vehicle: New Vehicle

Capital Cost

FY2026 Budget	Total Budget (all years)	Project Total (to date)
$0	**$0**	**$140K**

FY2026 - Future Capital Cost Breakdown

G/L Account 1	$0	N/A

Capital Cost for Budgeted Years



G/L Account 1	$0	N/A

Detailed Breakdown

Category	FY2026 *Proposed*	Future	Total
G/L Account 1	$0	$0	$0
Total	**$0**	**$0**	**$0**

Funding Sources

FY2026 Budget
$0

Total Budget (all years)
$0

Project Total (to date)
$140K

FY2026 - Future Funding Sources Breakdown

110 - COVID Relief $0 N/A

Funding Sources for Budgeted Years



110 - COVID Relief $0 N/A

Detailed Breakdown

Category	FY2026 *Proposed*	Future	Total
110 - COVID Relief	$0	$0	**$0**
Total	**$0**	**$0**	**$0**

Public Works

FY26 - FY30 Public Works Projects (including Future)

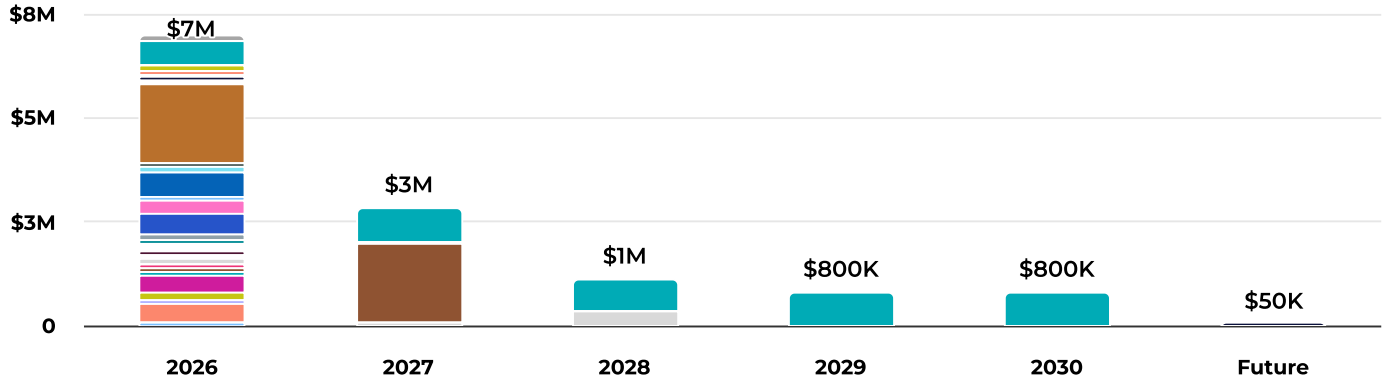

(2) Part Washers (Light Duty & Heavy Duty)	$0	0.00%
1-ton Utility Truck-LMD	$0	0.00%
1-ton Work Truck No. 3	$0	0.00%
2 Replacement VFD's for 2 Wells - Water	$125,000	0.99%
2020 Urban Water Management Plan Update (UWMP)	$0	0.00%
5000 lb. Forklift	$0	0.00%
Advanced Water Meter Infrastructure	$3,800,000	30.24%
Articulating Boom Truck with Utility Bed	$0	0.00%
Asphalt Emulsion Oiler	$0	0.00%
Asphalt Grinder	$0	0.00%
Asphalt Patch Truck	$0	0.00%
Backhoe	$0	0.00%
Basketball Courts Resurfacing & Improvements	$0	0.00%
Chevrolet Silverado 1500	$0	0.00%
Chevrolet Silverado 2500 HD	$0	0.00%
Chevrolet Silverado 3500 HD	$0	0.00%
CIP 21006 - Headworks Barscreen	$0	0.00%
CIP 24057 - 1-ton Dually Flatbed	$0	0.00%
CIP Flat Bed Truck	$0	0.00%
Citywide Roof & HVAC Repairs & Upgrades	$0	0.00%
CNG Metering	$0	0.00%
CNG Safety System for Fleet Heavy Duty Shop	$0	0.00%
Collection System Pretreatment	$0	0.00%
Community Garden	$0	0.00%
Core SCADA System	$0	0.00%

Craftco Supershot 2500 Cracksealer	$0	0.00%
Cricket Field at Doxey Park	$0	0.00%
Downtown Alley Improvements	$0	0.00%
Dump Truck	$0	0.00%
Evans Park Improvements	$0	0.00%
Flat Saw	$0	0.00%
Furniture & ADA Improvements to Sycamore Building	$0	0.00%
FY26 Golf Fee Rate Study	$100,000	0.80%
Gateway Design & Construction	$0	0.00%
Golf Cart Path & Curb Installation	$178,500	1.42%
Grind, Gravel & Overlay at Yosemite	$0	0.00%
Hydro Vacuum Truck	$0	0.00%
Light Duty Truck-Streets	$0	0.00%
Lighting at Woodward Park	$0	0.00%
Morenzone Park Restroom Replacement	$48,000	0.38%
New Operations & Maintenance Manual	$0	0.00%
North Plant Grit Classifier	$0	0.00%
Northgate Park Inclusive Playground and Improvements	$0	0.00%
Pavement Grinder for Skid Steer	$0	0.00%
Portable Concrete Drum	$0	0.00%
Portable Trailer	$0	0.00%
Pressure Washer Sandblaster	$0	0.00%
PW - LMD/CFD Utility Bed & Lumber Rack for 92-9113	$0	0.00%
PW - Parks - 3/4-ton Truck Replacement	$80,000	0.64%
PW - Parks - Woodward Park Aerification and Overseeding	$64,000	0.51%
PW - Parks 3/4 Ton Truck with Liftgate #1	$0	0.00%
PW - Parks 3/4 Ton Truck with Liftgate #2	$0	0.00%
PW - Parks Battery Operated Equipment for Parks	$0	0.00%
PW - Parks Kubota Tractor	$0	0.00%
PW - Parks Morenzone Lighting Upgrade	$17,000	0.14%
PW - Parks Robotic Pool Cleaner	$0	0.00%
PW - Parks Walker Mower Replacement	$0	0.00%
PW - Streets - Sidewalks/Crosswalks Safety	$0	0.00%
PW - Streets - Streets/Road Projects - ARPA	$0	0.00%
PW Facilities - Custodial Truck Replacement	$40,000	0.32%

PW SW- (3) Automated Side Loader Garbage Trucks	$1,858,527	14.79%
PW SW- Fork Lift	$102,330	0.81%
PW SW- Fork Truck (Cost Recovery Fund)	$141,330	1.12%
PW SW- Front Loader Garbage Truck	$603,750	4.80%
PW SW- Pickup Truck (Cost Recovery Fund)	$70,000	0.56%
PW SW- Roll Off Garbage Truck (Cost Recovery Fund)	$303,347	2.41%
PW SW- Sweeper (Cost Recovery Fund)	$503,923	4.01%
PW SW- Two (2) 3/4-ton Trucks	$140,000	1.11%
PW- LMD/CFD - 144" Diesel Mower	$80,000	0.64%
PW- LMD/CFD New 3/4-ton Truck	$70,000	0.56%
PW- LMD/CFD New 72" Mower	$28,500	0.23%
PW- LMD/CFD New 96" Diesel Mower	$51,000	0.41%
PW- LMD/CFD Replacement 3/4-ton Truck	$70,000	0.56%
PW- LMD/CFD Replacement 3/4-ton Truck	$70,000	0.56%
PW- LMD/CFD Replacement 72" Diesel Mower	$28,500	0.23%
PW- LMD/CFD Replacement GO 4 Interceptor Cart	$52,000	0.41%
PW- Parks & LMD/CFD Replacement Chipper Truck	$140,000	1.11%
PW- Parks Utility Trailer 7'x14'	$0	0.00%
Radio System 15026	$0	0.00%
Replace Fencing along Crom Street	$0	0.00%
Replace Netting near #1 Fairway	$0	0.00%
Replacement of 3 Electrical Panels	$0	0.00%
Replacement of Covered Walkway	$0	0.00%
Road Safety Barrier Wall	$0	0.00%
Roller Steel	$0	0.00%
Routing Software	$0	0.00%
Rubber Tire Loader	$0	0.00%
Sidewalks	$0	0.00%
Sign Table	$0	0.00%
Single Axle Dump Truck No. 1	$0	0.00%
Single Axle Dump Truck No. 2	$0	0.00%
Skid Steer	$0	0.00%
Solar Lighting at Civic Center (Center St.)	$0	0.00%
Solar Lighting at Tony B Marshall Park (for Pickleball Courts)	$0	0.00%
Solera Park Exercise Equipment	$75,000	0.60%
Storm Drain Improvements - Mellon Avenue	$2,000,000	15.92%

Streets Expansion	$50,000	0.40%
Streets Maintenance Yard Gate	$0	0.00%
Switchgear PLC Upgrades	$0	0.00%
Thermoplastic Application Machine & Trailer	$0	0.00%
Tidewater Bike Trial Resurfacing	$375,000	2.98%
UV Effluent Gate Actuators	$0	0.00%
Wastewater Collections Replacement Dump Truck	$120,000	0.95%
Wastewater Compressed Natural Gas Storage Expansion	$410,000	3.26%
Water - Two (2) 1 Ton Service Trucks with Utility Beds	$180,000	1.43%
Water Division Meter Services 1 Ton Service Truck with Utility Bed	$90,000	0.72%
Water Division New Emergency Response Work Truck	$430,000	3.42%
Woodward Dumpster Enclosure	$0	0.00%
Woodward Park Splash Pad	$0	0.00%
WQCF Alternative Energy Development	$0	0.00%
WQCF Breakroom & Operator Control Room Remodel	$0	0.00%
WQCF Floor	$0	0.00%
WQCF Ford 350 Service Truck	$70,000	0.56%
WQCF RAM 2500 Service Truck No. 2	$0	0.00%

Summary of Requests

Project No. / Category	FY2026	FY2027	FY2028	FY2029	FY2030	Future	Total
24030 (2) Part Washers (Light Duty & Heavy Duty)	$0	$0	$0	$0	$0	$0	**$0**
24038 1-ton Utility Truck-LMD	$0	$0	$0	$0	$0	$0	**$0**
24061 1-ton Work Truck No. 3	$0	$0	$0	$0	$0	$0	**$0**
22034 2 Replacement VFD's for 2 Wells - Water	$125,000	$0	$0	$0	$0	$0	**$125,000**
21014 2020 Urban Water Management Plan Update (UWMP)	$0	$0	$0	$0	$0	$0	**$0**
24024 5000 lb. Forklift	$0	$0	$0	$0	$0	$0	**$0**
24056 Advanced Water Meter Infrastructure	$600,000	$800,000	$800,000	$800,000	$800,000	$0	**$3,800,000**
24120 Articulating Boom Truck with Utility Bed	$0	$0	$0	$0	$0	$0	**$0**

Project No. / Category	FY2026	FY2027	FY2028	FY2029	FY2030	Future	Total
24130 Asphalt Emulsion Oiler	$0	$0	$0	$0	$0	$0	**$0**
24117 Asphalt Grinder	$0	$0	$0	$0	$0	$0	**$0**
24077 Asphalt Patch Truck	$0	$0	$0	$0	$0	$0	**$0**
24102 Backhoe	$0	$0	$0	$0	$0	$0	**$0**
22021 Basketball Courts Resurfacing & Improvements	$0	$0	$0	$0	$0	$0	**$0**
24106 Chevrolet Silverado 1500	$0	$0	$0	$0	$0	$0	**$0**
24078 Chevrolet Silverado 2500 HD	$0	$0	$0	$0	$0	$0	**$0**
24079 Chevrolet Silverado 3500 HD	$0	$0	$0	$0	$0	$0	**$0**
21006 CIP 21006 - Headworks Barscreen	$0	$0	$0	$0	$0	$0	**$0**
24057 CIP 24057 - 1-ton Dually Flatbed	$0	$0	$0	$0	$0	$0	**$0**
24108 CIP Flat Bed Truck	$0	$0	$0	$0	$0	$0	**$0**
24027 Citywide Roof & HVAC Repairs & Upgrades	$0	$0	$0	$0	$0	$0	**$0**
24048 CNG Metering	$0	$0	$0	$0	$0	$0	**$0**
24121 CNG Safety System for Fleet Heavy Duty Shop	$0	$0	$0	$0	$0	$0	**$0**
25003 Collection System Pretreatment	$0	$0	$0	$0	$0	$0	**$0**
24081 Community Garden	$0	$0	$0	$0	$0	$0	**$0**
20040 Core SCADA System	$0	$0	$0	$0	$0	$0	**$0**
24101 Craftco Supershot 2500 Cracksealer	$0	$0	$0	$0	$0	$0	**$0**
24094 Cricket Field at Doxey Park	$0	$0	$0	$0	$0	$0	**$0**
24085 Downtown Alley Improvements	$0	$0	$0	$0	$0	$0	**$0**
24103 Dump Truck	$0	$0	$0	$0	$0	$0	**$0**

Project No. / Category	FY2026	FY2027	FY2028	FY2029	FY2030	Future	Total
25008 Evans Park Improvements	$0	$0	$0	$0	$0	$0	**$0**
24131 Flat Saw	$0	$0	$0	$0	$0	$0	**$0**
23009 Furniture & ADA Improvements to Sycamore Building	$0	$0	$0	$0	$0	$0	**$0**
– FY26 Golf Fee Rate Study	$100,000	$0	$0	$0	$0	$0	**$100,000**
23001 Gateway Design & Construction	$0	$0	$0	$0	$0	$0	**$0**
24034 Golf Cart Path & Curb Installation	$98,500	$80,000	$0	$0	$0	$0	**$178,500**
24091 Grind, Gravel & Overlay at Yosemite	$0	$0	$0	$0	$0	$0	**$0**
24049 Hydro Vacuum Truck	$0	$0	$0	$0	$0	$0	**$0**
24107 Light Duty Truck-Streets	$0	$0	$0	$0	$0	$0	**$0**
24093 Lighting at Woodward Park	$0	$0	$0	$0	$0	$0	**$0**
25001 Morenzone Park Restroom Replacement	$48,000	$0	$0	$0	$0	$0	**$48,000**
21007 New Operations & Maintenance Manual	$0	$0	$0	$0	$0	$0	**$0**
20034 North Plant Grit Classifier	$0	$0	$0	$0	$0	$0	**$0**
24087 Northgate Park Inclusive Playground and Improvements	$0	$0	$0	$0	$0	$0	**$0**
24092 Pavement Grinder for Skid Steer	$0	$0	$0	$0	$0	$0	**$0**
24132 Portable Concrete Drum	$0	$0	$0	$0	$0	$0	**$0**
24045 Portable Trailer	$0	$0	$0	$0	$0	$0	**$0**
24074 Pressure Washer Sandblaster	$0	$0	$0	$0	$0	$0	**$0**
24127 PW - LMD/CFD Utility Bed & Lumber Rack for 92-9113	$0	$0	$0	$0	$0	$0	**$0**

Project No. / Category	FY2026	FY2027	FY2028	FY2029	FY2030	Future	Total
— PW - Parks - 3/4-ton Truck Replacement	$80,000	$0	$0	$0	$0	$0	**$80,000**
— PW - Parks - Woodward Park Aerification and Overseeding	$64,000	$0	$0	$0	$0	$0	**$64,000**
24113 PW - Parks 3/4 Ton Truck with Liftgate #1	$0	$0	$0	$0	$0	$0	**$0**
24114 PW - Parks 3/4 Ton Truck with Liftgate #2	$0	$0	$0	$0	$0	$0	**$0**
24124 PW - Parks Battery Operated Equipment for Parks	$0	$0	$0	$0	$0	$0	**$0**
24125 PW - Parks Kubota Tractor	$0	$0	$0	$0	$0	$0	**$0**
24033 PW - Parks Morenzone Lighting Upgrade	$17,000	$0	$0	$0	$0	$0	**$17,000**
24126 PW - Parks Robotic Pool Cleaner	$0	$0	$0	$0	$0	$0	**$0**
24129 PW - Parks Walker Mower Replacement	$0	$0	$0	$0	$0	$0	**$0**
25012 PW - Streets - Sidewalks/Crosswalks Safety	$0	$0	$0	$0	$0	$0	**$0**
25011 PW - Streets - Streets/Road Projects - ARPA	$0	$0	$0	$0	$0	$0	**$0**
— PW Facilities - Custodial Truck Replacement	$40,000	$0	$0	$0	$0	$0	**$40,000**
— PW SW- (3) Automated Side Loader Garbage Trucks	$1,858,527	$0	$0	$0	$0	$0	**$1,858,527**
— PW SW- Fork Lift	$102,330	$0	$0	$0	$0	$0	**$102,330**
— PW SW- Fork Truck (Cost Recovery Fund)	$141,330	$0	$0	$0	$0	$0	**$141,330**
— PW SW- Front Loader Garbage Truck	$603,750	$0	$0	$0	$0	$0	**$603,750**
—	$70,000	$0	$0	$0	$0	$0	**$70,000**

Project No. / Category	FY2026	FY2027	FY2028	FY2029	FY2030	Future	Total
PW SW- Pickup Truck (Cost Recovery Fund)							
—	$303,347	$0	$0	$0	$0	$0	**$303,347**
PW SW- Roll Off Garbage Truck (Cost Recovery Fund)							
—	$503,923	$0	$0	$0	$0	$0	**$503,923**
PW SW- Sweeper (Cost Recovery Fund)							
—	$140,000	$0	$0	$0	$0	$0	**$140,000**
PW SW- Two (2) 3/4-ton Trucks							
—	$80,000	$0	$0	$0	$0	$0	**$80,000**
PW- LMD/CFD - 144" Diesel Mower							
—	$70,000	$0	$0	$0	$0	$0	**$70,000**
PW- LMD/CFD New 3/4-ton Truck							
—	$28,500	$0	$0	$0	$0	$0	**$28,500**
PW- LMD/CFD New 72" Mower							
—	$51,000	$0	$0	$0	$0	$0	**$51,000**
PW- LMD/CFD New 96" Diesel Mower							
—	$70,000	$0	$0	$0	$0	$0	**$70,000**
PW- LMD/CFD Replacement 3/4-ton Truck							
—	$70,000	$0	$0	$0	$0	$0	**$70,000**
PW- LMD/CFD Replacement 3/4-ton Truck							
—	$28,500	$0	$0	$0	$0	$0	**$28,500**
PW- LMD/CFD Replacement 72" Diesel Mower							
—	$52,000	$0	$0	$0	$0	$0	**$52,000**
PW- LMD/CFD Replacement GO 4 Interceptor Cart							
—	$140,000	$0	$0	$0	$0	$0	**$140,000**
PW- Parks & LMD/CFD Replacement Chipper Truck							
24128	$0	$0	$0	$0	$0	$0	**$0**
PW- Parks Utility Trailer 7'x14'							
22033	$0	$0	$0	$0	$0	$0	**$0**
Radio System 15026							
24037	$0	$0	$0	$0	$0	$0	**$0**
Replace Fencing along Crom Street							
24035	$0	$0	$0	$0	$0	$0	**$0**
Replace Netting near #1 Fairway							
24055	$0	$0	$0	$0	$0	$0	**$0**

Project No. / Category	FY2026	FY2027	FY2028	FY2029	FY2030	Future	Total
Replacement of 3 Electrical Panels							
23028	$0	$0	$0	$0	$0	$0	**$0**
Replacement of Covered Walkway							
25002	$0	$0	$0	$0	$0	$0	**$0**
Road Safety Barrier Wall							
24072	$0	$0	$0	$0	$0	$0	**$0**
Roller Steel							
24044	$0	$0	$0	$0	$0	$0	**$0**
Routing Software							
24105	$0	$0	$0	$0	$0	$0	**$0**
Rubber Tire Loader							
24089	$0	$0	$0	$0	$0	$0	**$0**
Sidewalks							
24100	$0	$0	$0	$0	$0	$0	**$0**
Sign Table							
24104	$0	$0	$0	$0	$0	$0	**$0**
Single Axle Dump Truck No. 1							
24109	$0	$0	$0	$0	$0	$0	**$0**
Single Axle Dump Truck No. 2							
24116	$0	$0	$0	$0	$0	$0	**$0**
Skid Steer							
24095	$0	$0	$0	$0	$0	$0	**$0**
Solar Lighting at Civic Center (Center St.)							
25009	$0	$0	$0	$0	$0	$0	**$0**
Solar Lighting at Tony B Marshall Park (for Pickleball Courts)							
–	$75,000	$0	$0	$0	$0	$0	**$75,000**
Solera Park Exercise Equipment							
–	$100,000	$1,900,000	$0	$0	$0	$0	**$2,000,000**
Storm Drain Improvements - Mellon Avenue							
24076	$0	$0	$0	$0	$0	$50,000	**$50,000**
Streets Expansion							
24075	$0	$0	$0	$0	$0	$0	**$0**
Streets Maintenance Yard Gate							
20043	$0	$0	$0	$0	$0	$0	**$0**
Switchgear PLC Upgrades							
24090	$0	$0	$0	$0	$0	$0	**$0**
Thermoplastic Application Machine & Trailer							
22020	$0	$50,000	$325,000	$0	$0	$0	**$375,000**
Tidewater Bike Trial Resurfacing							
20206	$0	$0	$0	$0	$0	$0	**$0**
UV Effluent Gate Actuators							

Project No. / Category	FY2026	FY2027	FY2028	FY2029	FY2030	Future	Total
– Wastewater Collections Replacement Dump Truck	$120,000	$0	$0	$0	$0	$0	**$120,000**
– Wastewater Compressed Natural Gas Storage Expansion	$410,000	$0	$0	$0	$0	$0	**$410,000**
– Water - Two (2) 1 Ton Service Trucks with Utility Beds	$180,000	$0	$0	$0	$0	$0	**$180,000**
– Water Division Meter Services 1 Ton Service Truck with Utility Bed	$90,000	$0	$0	$0	$0	$0	**$90,000**
– Water Division New Emergency Response Work Truck	$430,000	$0	$0	$0	$0	$0	**$430,000**
24046 Woodward Dumpster Enclosure	$0	$0	$0	$0	$0	$0	**$0**
24086 Woodward Park Splash Pad	$0	$0	$0	$0	$0	$0	**$0**
12013 WQCF Alternative Energy Development	$0	$0	$0	$0	$0	$0	**$0**
24047 WQCF Breakroom & Operator Control Room Remodel	$0	$0	$0	$0	$0	$0	**$0**
24028 WQCF Floor	$0	$0	$0	$0	$0	$0	**$0**
24053 WQCF Ford 350 Service Truck	$70,000	$0	$0	$0	$0	$0	**$70,000**
24054 WQCF RAM 2500 Service Truck No. 2	$0	$0	$0	$0	$0	$0	**$0**
Total Summary of Requests	**$6,960,707**	**$2,830,000**	**$1,125,000**	**$800,000**	**$800,000**	**$50,000**	**$12,565,707**

(2) Part Washers (Light Duty & Heavy Duty)

Overview

Request Owner	Christine Villanueva, Administrative Assistant III
Department	Public Works
Type	Capital Equipment
Project Number	24030

Description

Fleet Division: Close project. Two parts washers. 1 heavy duty, 1 light duty. Environmentally friendly, uses water-soluble detergents, which is part of the new requirements. New equipment in which parts will be used to clean vehicle parts for use on repairs. This will replace a lease agreement and save the City money in the long term.

Details

New/Replacement: 110.40.55.060-7000.03

Useful Life: 27890

Capital Cost

FY2026 Budget	Total Budget (all years)	Project Total (to date)
$0	**$0**	**$27.9K**

FY2026 - Future Capital Cost Breakdown



G/L Account 1 **$0** N/A

Capital Cost for Budgeted Years



G/L Account 1 **$0** N/A

Detailed Breakdown

Category	FY2026 *Proposed*	FY2027 *Proposed*	FY2028 *Proposed*	FY2029 *Proposed*	Future	Total
G/L Account 1	$0	$0	$0	$0	$0	**$0**
Total	**$0**	**$0**	**$0**	**$0**	**$0**	**$0**

Funding Sources

FY2026 Budget
$0

Total Budget (all years)
$0

Project Total
$0

FY2026 - Future Funding Sources Breakdown



100 - General Fund **$0** N/A

Funding Sources for Budgeted Years



100 - General Fund **$0** N/A

Detailed Breakdown

Category	FY2026 *Proposed*	FY2027 *Proposed*	FY2028 *Proposed*	Future	Total
100 - General Fund	$0	$0	$0	$0	**$0**
Total	**$0**	**$0**	**$0**	**$0**	**$0**

1-ton Utility Truck-LMD

Overview

Request Owner	Nicolas Karastathas, Landscape Maintenance Supervisor
Department	Public Works
Type	Capital Equipment
Project Number	24038

Description

1 ton utility truck with lumber rack.

Details

New Purchase or Replacement: Replacement

New or Used Vehicle: 70046

Capital Cost

FY2026 Budget	Total Budget (all years)	Project Total (to date)
$0	**$0**	**$83K**

FY2026 - Future Capital Cost Breakdown

G/L Account 1	$0	N/A
G/L Account 2	$0	N/A

Capital Cost for Budgeted Years



G/L Account 1	$0	N/A
G/L Account 2	$0	N/A

Detailed Breakdown

Category	FY2026 *Proposed*	Future	Total
G/L Account 2	$0	$0	**$0**
G/L Account 1	$0	$0	**$0**
Total	**$0**	**$0**	**$0**

Funding Sources

FY2026 Budget	Total Budget (all years)	Project Total
$0	**$0**	**$0**

FY2026 - Future Funding Sources Breakdown

280 - LMD	$0	N/A
550 - CFD	$0	N/A

Funding Sources for Budgeted Years



280 - LMD	$0	N/A
550 - CFD	$0	N/A

Detailed Breakdown

Category	FY2026 *Proposed*	Future	Total
550 - CFD	$0	$0	**$0**
280 - LMD	$0	$0	**$0**
Total	**$0**	**$0**	**$0**

1-ton Work Truck No. 3

Overview

Request Owner	Erma Patrick, Management Analyst
Department	Public Works
Type	Capital Equipment
Project Number	24061

Description

Public Works Waste Water Division procurement of 1 Ton Work Truck with utility bed.

Details

New Purchase or Replacement: Replacement

New or Used Vehicle: 69697

Capital Cost

FY2026 Budget
$0

Total Budget (all years)
$0

Project Total (to date)
$70K

FY2026 - Future Capital Cost Breakdown

G/L Account 1 **$0** N/A

Capital Cost for Budgeted Years



G/L Account 1 **$0** N/A

Detailed Breakdown

Category	FY2026 *Proposed*	Future	Total
G/L Account 1	$0	$0	**$0**
Total	**$0**	**$0**	**$0**

Funding Sources

FY2026 Budget	Total Budget (all years)	Project Total
$0	**$0**	**$0**

FY2026 - Future Funding Sources Breakdown

680 - Water O&M	$0	N/A

Funding Sources for Budgeted Years



680 - Water O&M	$0	N/A

Detailed Breakdown

Category	FY2026 *Proposed*	Future	Total
680 - Water O&M	$0	$0	**$0**
Total	**$0**	**$0**	**$0**

2 Replacement VFD's for 2 Wells - Water

Overview

Request Owner	Erma Patrick, Management Analyst
Department	Public Works
Type	Capital Equipment
Project Number	22034

Description

Rollover CIP 22034 - 2 replacement VFD's for 2 wells. Because VFD's currently in service are obsolete, parts are no longer available for future repairs. This is a critical and costly component; the well facility cannot produce water without the VFD.

Details

New/Replacement: Replacement

Useful Life: 16000

Capital Cost

FY2026 Budget
$125K

Total Budget (all years)
$125K

Project Total (to date)
$250K

FY2026 - Future Capital Cost Breakdown

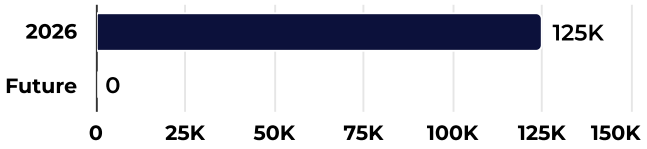

G/L Account 1 **$125,000** 100.00%

Capital Cost for Budgeted Years



G/L Account 1 **$125,000** 100.00%

Detailed Breakdown

Category	FY2026 *Proposed*	Future	Total
G/L Account 1	$125,000	$0	**$125,000**
Total	**$125,000**	**$0**	**$125,000**

Funding Sources

FY2026 Budget
$125K

Total Budget (all years)
$125K

Project Total
$125K

FY2026 - Future Funding Sources Breakdown

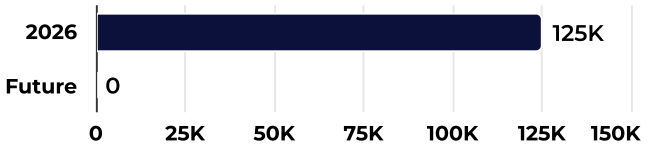

680 - Water O&M **$125,000** 100.00%

Funding Sources for Budgeted Years

680 - Water O&M **$125,000** 100.00%

Detailed Breakdown

Category	FY2026 *Proposed*	Future	Total
680 - Water O&M	$125,000	$0	**$125,000**
Total	**$125,000**	**$0**	**$125,000**

2020 Urban Water Management Plan Update (UWMP)

Overview

Request Owner	Erma Patrick, Management Analyst
Department	Public Works
Type	Other
Project Number	21014

Description

The Urban Water Management Plan (UWMP) is a regulatory requirement that needs to be submitted every five years. The UWMP is also a requirement from the Regional Water Board in order to qualify for grants, and low interest loans.

Capital Cost

FY2026 Budget
$0

Total Budget (all years)
$0

Project Total (to date)
$271K

FY2026 - Future Capital Cost Breakdown



G/L Account 1 **$0** N/A

Capital Cost for Budgeted Years



G/L Account 1 **$0** N/A

Detailed Breakdown

Category	FY2026 *Proposed*	FY2027 *Proposed*	FY2028 *Proposed*	FY2029 *Proposed*	Future	Total
G/L Account 1	$0	$0	$0	$0	$0	**$0**
Total	**$0**	**$0**	**$0**	**$0**	**$0**	**$0**

Funding Sources

FY2026 Budget	Total Budget (all years)	Project Total
$0	**$0**	**$0**

FY2026 - Future Funding Sources Breakdown

100 - General Fund	$0	N/A
680 - Water O&M	$0	N/A

Funding Sources for Budgeted Years



100 - General Fund	$0	N/A
680 - Water O&M	$0	N/A

Detailed Breakdown

Category	FY2026 *Proposed*	FY2029 *Proposed*	Future	Total
680 - Water O&M	$0	$0	$0	**$0**
100 - General Fund	$0	$0	$0	**$0**
Total	**$0**	**$0**	**$0**	**$0**

Operational Costs

FY2026 Budget
$0

Total Budget (all years)
$0

Project Total
$0

FY2026 - Future Operational Costs Breakdown



Operational Cost 1 **$0** N/A

Operational Costs for Budgeted Years



Operational Cost 1 **$0** N/A

Detailed Breakdown

Category	FY2026 *Proposed*	FY2027 *Proposed*	FY2028 *Proposed*	FY2029 *Proposed*	Future	Total
Operational Cost 1	$0	$0	$0	$0	$0	**$0**
Total	**$0**	**$0**	**$0**	**$0**	**$0**	**$0**

5000 lb. Forklift

Overview

Request Owner	Christine Villanueva, Administrative Assistant III
Department	Public Works
Type	Capital Equipment
Project Number	24024

Description

Close project. 5000 lb. Forklift (Facilities).

Details

New/Replacement: 110.40.00.000-7000.03

Useful Life: 43178

Capital Cost

FY2026 Budget
$0

Total Budget (all years)
$0

Project Total (to date)
$43.2K

FY2026 - Future Capital Cost Breakdown



Capital Cost for Budgeted Years



Detailed Breakdown

Category	FY2026 *Proposed*	FY2027 *Proposed*	FY2028 *Proposed*	FY2029 *Proposed*	Future	Total
G/L Account 1	$0	$0	$0	$0	$0	**$0**
Total	**$0**	**$0**	**$0**	**$0**	**$0**	**$0**

Funding Sources

FY2026 Budget
$0

Total Budget (all years)
$0

Project Total
$0

FY2026 - Future Funding Sources Breakdown

100 - General Fund $0 N/A

Funding Sources for Budgeted Years



100 - General Fund $0 N/A

Detailed Breakdown

Category	FY2026 *Proposed*	FY2027 *Proposed*	FY2028 *Proposed*	Future	Total
100 - General Fund	$0	$0	$0	$0	**$0**
Total	**$0**	**$0**	**$0**	**$0**	**$0**

Advanced Water Meter Infrastructure

Overview

Request Owner	Erma Patrick, Management Analyst
Department	Public Works
Type	Capital Equipment
Project Number	24056

Description

Conversion of the City's existing water meter system to a cellular-based system. This would eliminate the need for staff to physically collect water meter reads from water customers in order to generate water consumption billing by the Finance Department. The conversion includes a new software program, integration with New World and cellular-based end points connected to City Water Meters. The software program has a City interface as well as a customer interface. Funding is needed for purchasing meter reading components, water meters and associated appurtenances. Project may involve labor by City staff and/or contracted vendor(s).

Details

New Purchase or Replacement: New

Capital Cost

FY2026 Budget
$600K

Total Budget (all years)
$3.8M

Project Total (to date)
$4.6M

FY2026 - Future Capital Cost Breakdown

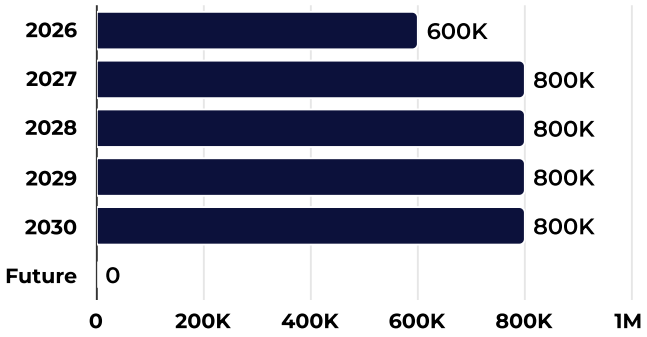

G/L Account 1 **$3,800,000** 100.00%

Capital Cost for Budgeted Years



G/L Account 1 **$3,800,000** 100.00%

Detailed Breakdown

Category	FY2026 *Proposed*	FY2027 *Proposed*	FY2028 *Proposed*	FY2029 *Proposed*	FY2030 *Proposed*	Future	Total
G/L Account 1	$600,000	$800,000	$800,000	$800,000	$800,000	$0	**$3,800,000**
Total	**$600,000**	**$800,000**	**$800,000**	**$800,000**	**$800,000**	**$0**	**$3,800,000**

Funding Sources

FY2026 Budget
$600K

Total Budget (all years)
$3.8M

Project Total
$3.8M

FY2026 - Future Funding Sources Breakdown

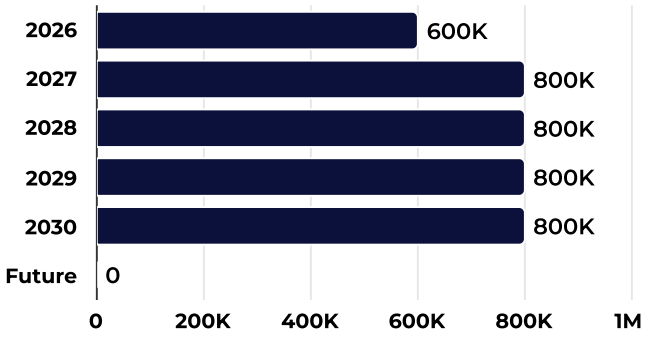

680 - Water O&M **$3,800,000** 100.00%

Funding Sources for Budgeted Years



680 - Water O&M **$3,800,000** 100.00%

Detailed Breakdown

Category	FY2026 *Proposed*	FY2027 *Proposed*	FY2028 *Proposed*	FY2029 *Proposed*	FY2030 *Proposed*	Future	Total
680 - Water O&M	$600,000	$800,000	$800,000	$800,000	$800,000	$0	**$3,800,000**
Total	**$600,000**	**$800,000**	**$800,000**	**$800,000**	**$800,000**	**$0**	**$3,800,000**

Articulating Boom Truck with Utility Bed

Overview

Request Owner	Christine Villanueva, Administrative Assistant III
Department	Public Works
Type	Capital Equipment
Project Number	24120

Description

Carry Over (facilities): 45' articulating boon lift used for streetlights, high-reach maintenance repairs, and assisting PD with the new Red Light Cameras throughout the City.

Details

New Purchase or Replacement: New

New or Used Vehicle: 171634

Capital Cost

FY2026 Budget
$0

Total Budget (all years)
$0

Project Total (to date)
$300K

FY2026 - Future Capital Cost Breakdown



Capital Cost for Budgeted Years



Detailed Breakdown

Category	FY2026 *Proposed*	FY2027 *Proposed*	FY2028 *Proposed*	FY2029 *Proposed*	Future	Total
G/L Account 1	$0	$0	$0	$0	$0	**$0**
Total	**$0**	**$0**	**$0**	**$0**	**$0**	**$0**

Funding Sources

FY2026 Budget
$0

Total Budget (all years)
$0

Project Total
$0

FY2026 - Future Funding Sources Breakdown



100 - General Fund $0 N/A

Funding Sources for Budgeted Years



100 - General Fund $0 N/A

Detailed Breakdown

Category	FY2026 *Proposed*	FY2027 *Proposed*	FY2028 *Proposed*	Future	Total
100 - General Fund	$0	$0	$0	$0	**$0**
Total	**$0**	**$0**	**$0**	**$0**	**$0**

Asphalt Emulsion Oiler

Overview

Request Owner	Christine Villanueva, Administrative Assistant III
Department	Public Works
Type	Capital Equipment
Project Number	24130

Description

The cost to replace pieces of equipment is now more than purchasing new oiler. Purchasing the new will eliminate the downtime that excessive repairs are causing and be more efficient.

Details

New/Replacement: 100.40.70.570-7000.04

Useful Life: 0

Capital Cost

FY2026 Budget	Total Budget (all years)	Project Total (to date)
$0	**$0**	**$40K**

FY2026 - Future Capital Cost Breakdown

G/L Account 1	$0	N/A

Capital Cost for Budgeted Years



G/L Account 1	$0	N/A

Detailed Breakdown

Category	FY2026 *Proposed*	Future	Total
G/L Account 1	$0	$0	**$0**
Total	**$0**	**$0**	**$0**

Funding Sources

FY2026 Budget	Total Budget (all years)	Project Total
$0	**$0**	**$0**

FY2026 - Future Funding Sources Breakdown

100 - General Fund	$0	N/A

Funding Sources for Budgeted Years



100 - General Fund	$0	N/A

Detailed Breakdown

Category	FY2026 *Proposed*	Future	Total
100 - General Fund	$0	$0	**$0**
Total	**$0**	**$0**	**$0**

Asphalt Grinder

Overview

Request Owner	Christine Villanueva, Administrative Assistant III
Department	Public Works
Type	Capital Equipment
Project Number	24117

Description

Asphalt Grinder is used to remove old or damaged asphalt from roads before paving. It grinds the surface layer so the streets can be resurfaced smoothly and safely.

Asphalt Grinder: Wirtgen W60Ri Cold Milling Machine, TB Equipment Trailer

Details

New/Replacement: 820.40.60.000-7000.02

Useful Life: 357710

Capital Cost

FY2026 Budget	Total Budget (all years)	Project Total (to date)
$0	**$0**	**$500K**

FY2026 - Future Capital Cost Breakdown

G/L Account 1	$0	N/A

Capital Cost for Budgeted Years



G/L Account 1	$0	N/A

Detailed Breakdown

Category	FY2026 *Proposed*	Future	Total
G/L Account 1	$0	$0	$0
Total	**$0**	**$0**	**$0**

Funding Sources

FY2026 Budget
$0

Total Budget (all years)
$0

Project Total
$0

FY2026 - Future Funding Sources Breakdown

820 - Vehicles **$0** N/A

Funding Sources for Budgeted Years



820 - Vehicles **$0** N/A

Detailed Breakdown

Category	FY2026 *Proposed*	Future	Total
820 - Vehicles	$0	$0	**$0**
Total	**$0**	**$0**	**$0**

Asphalt Patch Truck

Overview

Request Owner	Christine Villanueva, Administrative Assistant III
Department	Public Works
Type	Capital Equipment
Project Number	24077

Description

The Asphalt Patch Truck makes quick pothole repairs by carrying hot asphalt and patching equipment. It’s crucial for keeping roads smooth and safe, especially after rain or cold weather damage.

Details

New Purchase or Replacement: New

New or Used Vehicle: 0

Capital Cost

FY2026 Budget	Total Budget (all years)	Project Total (to date)
$0	**$0**	**$403K**

FY2026 - Future Capital Cost Breakdown

G/L Account 1	$0	N/A

Capital Cost for Budgeted Years



G/L Account 1	$0	N/A

Detailed Breakdown

Category	FY2026 *Proposed*	Future	Total
G/L Account 1	$0	$0	**$0**
Total	**$0**	**$0**	**$0**

Funding Sources

FY2026 Budget	Total Budget (all years)	Project Total
$0	**$0**	**$0**

FY2026 - Future Funding Sources Breakdown

820 - Vehicles	$0	N/A

Funding Sources for Budgeted Years



820 - Vehicles	$0	N/A

Detailed Breakdown

Category	FY2026 *Proposed*	Future	Total
820 - Vehicles	$0	$0	**$0**
Total	**$0**	**$0**	**$0**

Backhoe

Overview

Request Owner	Christine Villanueva, Administrative Assistant III
Department	Public Works
Type	Capital Equipment
Project Number	24102

Description

Backhoe is a all-purpose machine helps dig trenches, remove debris, and move soil or materials during road repairs or sidewalk projects.

Backhoe: John Deere 320 P-Tier Backhoe Loader

Details

New/Replacement: 820.40.60.000-7000.99

Useful Life: 0

Capital Cost

FY2026 Budget	Total Budget (all years)	Project Total (to date)
$0	**$0**	**$175K**

FY2026 - Future Capital Cost Breakdown

G/L Account 1	$0	N/A

Capital Cost for Budgeted Years



G/L Account 1	$0	N/A

Detailed Breakdown

Category	FY2026 *Proposed*	Future	Total
G/L Account 1	$0	$0	$0
Total	**$0**	**$0**	**$0**

Funding Sources

FY2026 Budget
$0

Total Budget (all years)
$0

Project Total
$0

FY2026 - Future Funding Sources Breakdown

820 - Vehicles **$0** N/A

Funding Sources for Budgeted Years



820 - Vehicles **$0** N/A

Detailed Breakdown

Category	FY2026 *Proposed*	Future	Total
820 - Vehicles	$0	$0	**$0**
Total	**$0**	**$0**	**$0**

Basketball Courts Resurfacing & Improvements

Overview

Request Owner	Michael Rosales, Parks Planning & Development Manager
Department	Public Works
Type	Capital Improvement
Project Number	22021

Description

Project Scope of Work:

1. **Basketball Court Renovation**:
    - Resurface the existing basketball courts to restore the playing surface and provide a smoother, safer area for recreational use.
    - Restripe the courts where possible to standard basketball regulations, ensuring clear, visible markings for the playing area, including three-point lines, free-throw lines, and center court markings.
    - Renovate or replace backboards, ensuring durability and safety for all users.
2. **ADA Accessibility Improvements**:
    - Add walkways to parks lacking adequate pedestrian paths to improve accessibility for individuals with disabilities.
    - Ensure all walkways comply with ADA guidelines for proper width, slope, and surface texture, facilitating smooth and safe access to basketball courts and other park amenities.

Parks Anticipated to be involved:

- Colony Park
- Crestwood Park
- Doxey Park
- Greystone Park
- Hildebrand Park
- Mayors Park
- Quail Ridge Park
- Sequoia Park
- Southside Park
- Springtime Park
- St. Francis Park
- Union West Park
- William Martin Park
- Yosemite Park

To determine which parks should be addressed first in this project, staff will focus on factors such as the current condition of the basketball courts, existing ADA accessibility issues, and overall park usage. Typically, the "worst" parks would be those where basketball courts are in the most need of renovation (e.g., cracks, faded or unclear markings, broken backboards) and where ADA accessibility is either lacking or insufficient.

Project Objectives:

- Improve the quality and safety of the basketball courts for all users.
- Ensure ADA compliance by enhancing accessibility to key park amenities.
- Provide long-term durability through high-quality materials and renovation techniques.
- Enhance the overall aesthetic appeal and usability of the parks for community members.

This project will significantly improve the recreational experience for park visitors, fostering an inclusive environment where all individuals, regardless of ability, can enjoy outdoor activities.

Images

Existing Basketball Backboard

Capital Cost

FY2026 Budget
$0

Total Budget (all years)
$0

Project Total (to date)
$350K

FY2026 - Future Capital Cost Breakdown

Capital Cost for Budgeted Years



Detailed Breakdown

Category	FY2026 *Proposed*	Future	Total
G/L Account 1	$0	$0	**$0**
Total	**$0**	**$0**	**$0**

Funding Sources

FY2026 Budget	Total Budget (all years)	Project Total
$0	**$0**	**$0**

FY2026 - Future Funding Sources Breakdown

100 - General Fund	$0	N/A

Funding Sources for Budgeted Years



100 - General Fund	$0	N/A

Detailed Breakdown

Category	FY2026 *Proposed*	Future	Total
100 - General Fund	$0	$0	**$0**
Total	**$0**	**$0**	**$0**

Operational Costs

FY2026 Budget
$0

Total Budget (all years)
$8K

Project Total
$8K

FY2027 - Future Operational Costs Breakdown

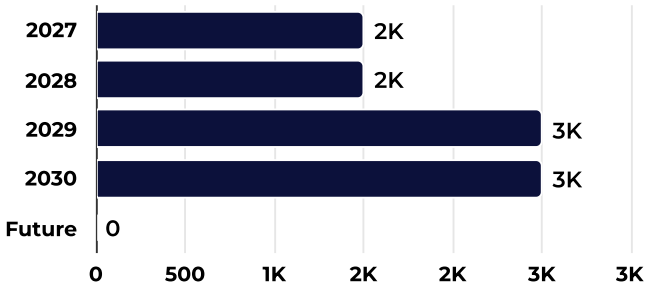

Operational Cost 1 **$8,000** 100.00%

Operational Costs for Budgeted Years



Operational Cost 1 **$8,000** 100.00%

Detailed Breakdown

Category	FY2027 *Proposed*	FY2028 *Proposed*	FY2029 *Proposed*	FY2030 *Proposed*	Future	Total
Operational Cost 1	$1,500	$1,500	$2,500	$2,500	$0	**$8,000**
Total	**$1,500**	**$1,500**	**$2,500**	**$2,500**	**$0**	**$8,000**

Chevrolet Silverado 1500

Overview

Request Owner	Erma Patrick, Management Analyst
Department	Public Works
Type	Capital Equipment
Project Number	24106

Description

Public Works Streets Division prourement of Chevrolet Silverado 1500.

Details

New Purchase or Replacement: Replacement

New or Used Vehicle: 55610

Capital Cost

FY2026 Budget
$0

Total Budget (all years)
$0

Project Total (to date)
$60K

FY2026 - Future Capital Cost Breakdown



Capital Cost for Budgeted Years



Detailed Breakdown

Category	FY2026 *Proposed*	FY2030 *Proposed*	Future	Total
G/L Account 1	$0	$0	$0	**$0**
Total	**$0**	**$0**	**$0**	**$0**

Funding Sources

FY2026 Budget	Total Budget (all years)	Project Total
$0	**$0**	**$0**

FY2026 - Future Funding Sources Breakdown

820 - Vehicles **$0** N/A

Funding Sources for Budgeted Years



820 - Vehicles **$0** N/A

Detailed Breakdown

Category	FY2026 *Proposed*	Future	Total
820 - Vehicles	$0	$0	**$0**
Total	**$0**	**$0**	**$0**

Chevrolet Silverado 2500 HD

Overview

Request Owner	Christine Villanueva, Administrative Assistant III
Department	Public Works
Type	Capital Equipment
Project Number	24078

Description

Chevrolet Silverado 2500 HD

Details

New Purchase or Replacement: Replacement

New or Used Vehicle: 0

Capital Cost

FY2026 Budget	Total Budget (all years)	Project Total (to date)
$0	**$0**	**$82K**

FY2026 - Future Capital Cost Breakdown

G/L Account 1	$0	N/A

Capital Cost for Budgeted Years



G/L Account 1	$0	N/A

Detailed Breakdown

Category	FY2026 *Proposed*	Future	Total
G/L Account 1	$0	$0	**$0**
Total	**$0**	**$0**	**$0**

Funding Sources

FY2026 Budget	Total Budget (all years)	Project Total
$0	**$0**	**$0**

FY2026 - Future Funding Sources Breakdown

820 - Vehicles	$0	N/A

Funding Sources for Budgeted Years



820 - Vehicles	$0	N/A

Detailed Breakdown

Category	FY2026 *Proposed*	Future	Total
820 - Vehicles	$0	$0	**$0**
Total	**$0**	**$0**	**$0**

Chevrolet Silverado 3500 HD

Overview

Request Owner	Christine Villanueva, Administrative Assistant III
Department	Public Works
Type	Capital Equipment
Project Number	24079

Description

Pending purchase in FY 25.

Chevrolet Silverado 3500 HD

Details

New Purchase or Replacement: Replacement

New or Used Vehicle: 71266

Capital Cost

FY2026 Budget	Total Budget (all years)	Project Total (to date)
$0	**$0**	**$87K**

FY2026 - Future Capital Cost Breakdown

G/L Account 1	$0	N/A

Capital Cost for Budgeted Years



G/L Account 1	$0	N/A

Detailed Breakdown

Category	FY2026 *Proposed*	Future	Total
G/L Account 1	$0	$0	$0
Total	**$0**	**$0**	**$0**

Funding Sources

FY2026 Budget	Total Budget (all years)	Project Total
$0	**$0**	**$0**

FY2026 - Future Funding Sources Breakdown

820 - Vehicles **$0** N/A

Funding Sources for Budgeted Years



820 - Vehicles **$0** N/A

Detailed Breakdown

Category	FY2026 *Proposed*	Future	Total
820 - Vehicles	$0	$0	**$0**
Total	**$0**	**$0**	**$0**

CIP 21006 - Headworks Barscreen

Overview

Request Owner	Erma Patrick, Management Analyst
Department	Public Works
Type	Capital Equipment
Project Number	21006

Description

This project will involve the purchase and installation of a new barscreen at the Water Quality Control Facility (WQCF), increasing the total number of operational barscreens to three. The existing barscreens are experiencing frequent failures, often on a weekly basis. Replacement parts are no longer manufactured and must be sourced from third-party vendors, such as Ebay, which do not offer warranties. Installing a new barscreen will enhance system reliability, reduce maintenance costs, and ensure continued operational efficiency.

Details

New/Replacement: 640.40.80.660-7000.03

Useful Life: 1116987

Capital Cost

FY2026 Budget	Total Budget (all years)	Project Total (to date)
$0	**$0**	**$1.22M**

FY2026 - Future Capital Cost Breakdown

G/L Account 1	$0	N/A

Capital Cost for Budgeted Years



G/L Account 1	$0	N/A

Detailed Breakdown

Category	FY2026 *Proposed*	Future	Total
G/L Account 1	$0	$0	$0
Total	**$0**	**$0**	**$0**

Funding Sources

FY2026 Budget	Total Budget (all years)	Project Total
$0	**$0**	**$0**

FY2026 - Future Funding Sources Breakdown

640 - Sewer O&M **$0** N/A

Funding Sources for Budgeted Years



640 - Sewer O&M **$0** N/A

Detailed Breakdown

Category	FY2026 *Proposed*	Future	Total
640 - Sewer O&M	$0	$0	**$0**
Total	**$0**	**$0**	**$0**

CIP 24057 - 1-ton Dually Flatbed

Overview

Request Owner	Erma Patrick, Management Analyst
Department	Public Works
Type	Capital Equipment
Project Number	24057

Description

New 1 Ton Dually Flatbed Truck for the delivery of bulk sodium hypochlorite to our water production sites. The truck will require an aluminum bed and two (2) 210 gal. poly tanks, a discharge pump, and backup camera.

Details

New Purchase or Replacement: New

New or Used Vehicle: 81626

Capital Cost

FY2026 Budget
$0

Total Budget (all years)
$0

Project Total (to date)
$90K

FY2026 - Future Capital Cost Breakdown

G/L Account 1 $0 N/A

Capital Cost for Budgeted Years



G/L Account 1 $0 N/A

Detailed Breakdown

Category	FY2026 *Proposed*	Future	Total
G/L Account 1	$0	$0	**$0**
Total	**$0**	**$0**	**$0**

Funding Sources

FY2026 Budget	Total Budget (all years)	Project Total
$0	**$0**	**$0**

FY2026 - Future Funding Sources Breakdown

680 - Water O&M	$0	N/A

Funding Sources for Budgeted Years



680 - Water O&M	$0	N/A

Detailed Breakdown

Category	FY2026 *Proposed*	Future	Total
680 - Water O&M	$0	$0	**$0**
Total	**$0**	**$0**	**$0**

CIP Flat Bed Truck

Overview

Request Owner	Christine Villanueva, Administrative Assistant III
Department	Public Works
Type	Capital Equipment
Project Number	24108

Description

Flat bed truck for Streets Division, transports large tools, signs, traffic control devices, and equipment to work sites. Its open flat surface makes it easy to load and unload.

Details

New Purchase or Replacement: Replacement

New or Used Vehicle: 0

Capital Cost

FY2026 Budget	Total Budget (all years)	Project Total (to date)
$0	**$0**	**$100K**

FY2026 - Future Capital Cost Breakdown

G/L Account 1	$0	N/A

Capital Cost for Budgeted Years



G/L Account 1	$0	N/A

Detailed Breakdown

Category	FY2026 *Proposed*	Future	Total
G/L Account 1	$0	$0	$0
Total	**$0**	**$0**	**$0**

Funding Sources

FY2026 Budget
$0

Total Budget (all years)
$0

Project Total
$0

FY2026 - Future Funding Sources Breakdown

820 - Vehicles **$0** N/A

Funding Sources for Budgeted Years



820 - Vehicles **$0** N/A

Detailed Breakdown

Category	FY2026 *Proposed*	Future	Total
820 - Vehicles	$0	$0	**$0**
Total	**$0**	**$0**	**$0**

Citywide Roof & HVAC Repairs & Upgrades

Overview

Request Owner	Christine Villanueva, Administrative Assistant III
Department	Public Works
Type	Capital Improvement
Project Number	24027

Description

(Facilities): Citywide Roof & HVAC Repairs & Upgrades

Capital Cost

FY2026 Budget	Total Budget (all years)	Project Total (to date)
$0	**$0**	**$1.5M**

FY2026 - Future Capital Cost Breakdown

G/L Account 1	$0	N/A
G/L Account 2	$0	N/A
G/L Account 3	$0	N/A

Capital Cost for Budgeted Years



G/L Account 1	$0	N/A
G/L Account 2	$0	N/A
G/L Account 3	$0	N/A

Detailed Breakdown

Category	FY2026 *Proposed*	Future	Total
G/L Account 3	$0	$0	**$0**
G/L Account 2	$0	$0	**$0**
G/L Account 1	$0	$0	**$0**
Total	**$0**	**$0**	**$0**

Funding Sources

FY2026 Budget	Total Budget (all years)	Project Total
$0	**$0**	**$0**

FY2026 - Future Funding Sources Breakdown

100 - General Fund	$0	N/A
540 - Government Facilities Fees	$0	N/A
640 - Sewer O&M	$0	N/A

Funding Sources for Budgeted Years



100 - General Fund	$0	N/A
540 - Government Facilities Fees	$0	N/A
640 - Sewer O&M	$0	N/A

Detailed Breakdown

Category	FY2026 *Proposed*	Future	Total
640 - Sewer O&M	$0	$0	**$0**
540 - Government Facilities Fees	$0	$0	**$0**
100 - General Fund	$0	$0	**$0**
Total	**$0**	**$0**	**$0**

Operational Costs

FY2026 Budget
$0

Total Budget (all years)
$0

Project Total
$0

FY2026 - Future Operational Costs Breakdown



Operational Cost 1 **$0** N/A

Operational Costs for Budgeted Years



Operational Cost 1 **$0** N/A

Detailed Breakdown

Category	FY2026 *Proposed*	FY2027 *Proposed*	FY2028 *Proposed*	FY2029 *Proposed*	Future	Total
Operational Cost 1	$0	$0	$0	$0	$0	**$0**
Total	**$0**	**$0**	**$0**	**$0**	**$0**	**$0**

CNG Metering

Overview

Request Owner	Erma Patrick, Management Analyst
Department	Public Works
Type	Capital Equipment
Project Number	24048

Description

In order for the City to receive Low Carbon Fuel Standard (LCFS) Credits from the State, several meters need to be installed at the Compressed Natural Gas Facility.

The addition of these meters will increase the amount of WQCF Staff time spent on maintaining and operating this facility.

This project will be administered by Public Works.

Details

New Purchase or Replacement: 640.00.0.0900-8450.02

Capital Cost

FY2026 Budget	Total Budget (all years)	Project Total (to date)
$0	**$0**	**$200K**

FY2026 - Future Capital Cost Breakdown

G/L Account 1	$0	N/A

Capital Cost for Budgeted Years



G/L Account 1	$0	N/A

Detailed Breakdown

Category	FY2026 *Proposed*	Future	Total
G/L Account 1	$0	$0	$0
Total	**$0**	**$0**	**$0**

Funding Sources

FY2026 Budget
$0

Total Budget (all years)
$0

Project Total
$0

FY2026 - Future Funding Sources Breakdown

640 - Sewer O&M **$0** N/A

Funding Sources for Budgeted Years



640 - Sewer O&M **$0** N/A

Detailed Breakdown

Category	FY2026 *Proposed*	Future	Total
640 - Sewer O&M	$0	$0	**$0**
Total	**$0**	**$0**	**$0**

CNG Safety System for Fleet Heavy Duty Shop

Overview

Request Owner	Christine Villanueva, Administrative Assistant III
Department	Public Works
Type	Capital Improvement
Project Number	24121

Description

Design, Engineering, Project Management, Programming, Commissioning, and Training. Relocation of all light conduits that are within 18â€□ (inches) of the ceiling. Installation of Methane Detectors and Control Panels, exhaust fans, sub panels for adequate power to run the system. Other items related to the installation and design.

Capital Cost

FY2026 Budget
$0

Total Budget (all years)
$0

Project Total (to date)
$675K

FY2026 - Future Capital Cost Breakdown



Capital Cost for Budgeted Years



Detailed Breakdown

Category	FY2026 *Proposed*	Future	Total
G/L Account 1	$0	$0	**$0**
Total	**$0**	**$0**	**$0**

Funding Sources

FY2026 Budget
$0

Total Budget (all years)
$0

Project Total
$0

FY2026 - Future Funding Sources Breakdown

100 - General Fund **$0** N/A

Funding Sources for Budgeted Years



100 - General Fund **$0** N/A

Detailed Breakdown

Category	FY2026 *Proposed*	Future	Total
100 - General Fund	$0	$0	**$0**
Total	**$0**	**$0**	**$0**

Operational Costs

FY2026 Budget
$0

Total Budget (all years)
$0

Project Total
$0

FY2026 - Future Operational Costs Breakdown



Operational Cost 1 **$0** N/A

Operational Costs for Budgeted Years



Operational Cost 1 **$0** N/A

Detailed Breakdown

Category	FY2026 *Proposed*	FY2027 *Proposed*	FY2028 *Proposed*	FY2029 *Proposed*	Future	Total
Operational Cost 1	$0	$0	$0	$0	$0	**$0**
Total	**$0**	**$0**	**$0**	**$0**	**$0**	**$0**

Collection System Pretreatment

Overview

Request Owner	Erma Patrick, Management Analyst
Department	Public Works
Type	Capital Improvement
Project Number	25003

Description

Investigating new equipment to treat wastewater in the collection system, which has the ability to decrease the loading and increase capacity of the wastewater treatment plant.

Capital Cost

FY2026 Budget
$0

Total Budget (all years)
$0

Project Total (to date)
$550K

FY2026 - Future Capital Cost Breakdown

G/L Account 1 $0 N/A

Capital Cost for Budgeted Years



G/L Account 1 $0 N/A

Detailed Breakdown

Category	FY2026 *Proposed*	Future	Total
G/L Account 1	$0	$0	$0
Total	**$0**	**$0**	**$0**

Funding Sources

FY2026 Budget	Total Budget (all years)	Project Total
$0	**$0**	**$0**

FY2026 - Future Funding Sources Breakdown

650 - Sewer Improvement	$0	N/A

Funding Sources for Budgeted Years



650 - Sewer Improvement	$0	N/A

Detailed Breakdown

Category	FY2026 *Proposed*	Future	Total
650 - Sewer Improvement	$0	$0	**$0**
Total	**$0**	**$0**	**$0**

Operational Costs

FY2026 Budget
$0

Total Budget (all years)
$0

Project Total
$0

FY2026 - Future Operational Costs Breakdown



Operational Cost 1 **$0** N/A

Operational Costs for Budgeted Years



Operational Cost 1 **$0** N/A

Detailed Breakdown

Category	FY2026 *Proposed*	FY2027 *Proposed*	FY2028 *Proposed*	FY2029 *Proposed*	Future	Total
Operational Cost 1	$0	$0	$0	$0	$0	**$0**
Total	**$0**	**$0**	**$0**	**$0**	**$0**	**$0**

Community Garden

Overview

Request Owner	Michael Rosales, Parks Planning & Development Manager
Department	Public Works
Type	Capital Improvement
Project Number	24081

Description

Community Garden

Capital Cost

FY2026 Budget	Total Budget (all years)	Project Total (to date)
$0	**$0**	**$193K**

FY2026 - Future Capital Cost Breakdown

G/L Account 1	$0	N/A

Capital Cost for Budgeted Years



G/L Account 1	$0	N/A

Detailed Breakdown

Category	FY2026 *Proposed*	Future	Total
G/L Account 1	$0	$0	$0
Total	**$0**	**$0**	**$0**

Funding Sources

FY2026 Budget
$0

Total Budget (all years)
$0

Project Total
$0

FY2026 - Future Funding Sources Breakdown

105 - Measure Q **$0** N/A

Funding Sources for Budgeted Years



105 - Measure Q **$0** N/A

Detailed Breakdown

Category	FY2026 *Proposed*	Future	Total
105 - Measure Q	$0	$0	**$0**
Total	**$0**	**$0**	**$0**

Core SCADA System

Overview

Request Owner	Erma Patrick, Management Analyst
Department	Public Works
Type	Capital Equipment
Project Number	20040

Description

Carryover existing funds for CIP20040 no additional funds are being requested for FY25/26

Migrate to Ignition SCADA HMI software and develop a new SCADA server environment with new servers, switches, and firewalls in a controlled environment to enhance security and flexibility.

Details

New Purchase or Replacement: Upgrade

Capital Cost

FY2026 Budget	Total Budget (all years)	Project Total (to date)
$0	**$0**	**$600K**

FY2026 - Future Capital Cost Breakdown

G/L Account 1	$0	N/A

Capital Cost for Budgeted Years



G/L Account 1	$0	N/A

Detailed Breakdown

Category	FY2026 *Proposed*	Future	Total
G/L Account 1	$0	$0	**$0**
Total	**$0**	**$0**	**$0**

Funding Sources

FY2026 Budget	Total Budget (all years)	Project Total
$0	**$0**	**$0**

FY2026 - Future Funding Sources Breakdown

640 - Sewer O&M	$0	N/A

Funding Sources for Budgeted Years



640 - Sewer O&M	$0	N/A

Detailed Breakdown

Category	FY2026 *Proposed*	Future	Total
640 - Sewer O&M	$0	$0	**$0**
Total	**$0**	**$0**	**$0**

Craftco Supershot 2500 Cracksealer

Overview

Request Owner	Christine Villanueva, Administrative Assistant III
Department	Public Works
Type	Capital Equipment
Project Number	24101

Description

Craftco SuperShot 2500 Cracksealer Supershot 125D w/ 100 CFM Compressor. Cracksealing is essential for preventing water from getting under roads, which causes potholes. This machine fills cracks in pavement with a hot rubber sealant to extend the life of the road.

Details

New/Replacement: 820.40.60.000-7000.99

Useful Life: 99545

Capital Cost

FY2026 Budget	Total Budget (all years)	Project Total (to date)
$0	**$0**	**$110K**

FY2026 - Future Capital Cost Breakdown

G/L Account 1	$0	N/A

Capital Cost for Budgeted Years



G/L Account 1	$0	N/A

Detailed Breakdown

Category	FY2026 *Proposed*	Future	Total
G/L Account 1	$0	$0	$0
Total	**$0**	**$0**	**$0**

Funding Sources

FY2026 Budget	Total Budget (all years)	Project Total
$0	**$0**	**$0**

FY2026 - Future Funding Sources Breakdown

820 - Vehicles	$0	N/A

Funding Sources for Budgeted Years



820 - Vehicles	$0	N/A

Detailed Breakdown

Category	FY2026 *Proposed*	Future	Total
820 - Vehicles	$0	$0	**$0**
Total	**$0**	**$0**	**$0**

Cricket Field at Doxey Park

Overview

Request Owner	Michael Rosales, Parks Planning & Development Manager
Department	Public Works
Type	Capital Improvement
Project Number	24094

Description

Cricket Field at Doxey Park

Capital Cost

FY2026 Budget
$0

Total Budget (all years)
$0

Project Total (to date)
$68K

FY2026 - Future Capital Cost Breakdown

G/L Account 1 $0 N/A

Capital Cost for Budgeted Years



G/L Account 1 $0 N/A

Detailed Breakdown

Category	FY2026 *Proposed*	Future	Total
G/L Account 1	$0	$0	$0
Total	**$0**	**$0**	**$0**

Funding Sources

FY2026 Budget
$0

Total Budget (all years)
$0

Project Total
$0

FY2026 - Future Funding Sources Breakdown

110 - COVID Relief **$0** N/A

Funding Sources for Budgeted Years



110 - COVID Relief **$0** N/A

Detailed Breakdown

Category	FY2026 *Proposed*	Future	Total
110 - COVID Relief	$0	$0	**$0**
Total	**$0**	**$0**	**$0**

Dump Truck

Overview

Request Owner	Christine Villanueva, Administrative Assistant III
Department	Public Works
Type	Capital Equipment
Project Number	24103

Description

Dual Axle dump truck with air brake system to replace vehicle. A general-use truck for hauling away debris or delivering bulk materials to construction and maintenance sites.

Details

New Purchase or Replacement: Replacement

New or Used Vehicle: 0

Capital Cost

FY2026 Budget	Total Budget (all years)	Project Total (to date)
$0	**$0**	**$403K**

FY2026 - Future Capital Cost Breakdown

G/L Account 1	$0	N/A

Capital Cost for Budgeted Years



G/L Account 1	$0	N/A

Detailed Breakdown

Category	FY2026 *Proposed*	Future	Total
G/L Account 1	$0	$0	$0
Total	**$0**	**$0**	**$0**

Funding Sources

FY2026 Budget	Total Budget (all years)	Project Total
$0	**$0**	**$0**

FY2026 - Future Funding Sources Breakdown

820 - Vehicles **$0** N/A

Funding Sources for Budgeted Years



820 - Vehicles **$0** N/A

Detailed Breakdown

Category	FY2026 *Proposed*	Future	Total
820 - Vehicles	$0	$0	**$0**
Total	**$0**	**$0**	**$0**

Evans Park Improvements

Overview

Request Owner	Michael Rosales, Parks Planning & Development Manager
Department	Public Works
Type	Capital Improvement
Project Number	25008

Description

Project Overview:

The goal of this project is to enhance the recreational experience at Evans Park by adding a shade shelter and picnic tables to provide park visitors with comfortable, shaded areas for relaxation, dining, and social gatherings. This project aims to improve park amenities, encourage outdoor engagement, and create a welcoming environment for community members of all ages.

Objectives:

1. **Provide Comfortable Shaded Areas**: Install a durable shade shelter in a central location to offer protection from the sun, ensuring visitors can enjoy outdoor activities without exposure to harsh weather conditions.
2. **Increase Accessibility and Convenience**: Place multiple picnic tables beneath the shade shelter, creating a designated area for picnics, group gatherings, and outdoor events. The tables will be designed to accommodate individuals, families, and groups with ease.
3. **Enhance Park Aesthetics**: Design the shade shelter and picnic tables to complement the park's natural environment and overall aesthetic, ensuring that the structures blend seamlessly with the existing landscape.
4. **Encourage Community Engagement**: By providing a comfortable and functional space, this project will encourage more community gatherings, outdoor events, and family activities, contributing to the overall vitality and sense of community within the park.
5. **Increase Visitor Capacity**: The addition of these amenities will make the park more appealing for a variety of events, such as family reunions, picnics, and community celebrations, thereby increasing park usage and visitor satisfaction.

By meeting these objectives, the project will contribute to creating a vibrant, sustainable community space that serves as a hub for recreation and social connection.

Images

Evans Park

Location of Shade Shelter

Capital Cost

FY2026 Budget	Total Budget (all years)	Project Total (to date)
$0	**$0**	**$133K**

FY2026 - Future Capital Cost Breakdown

G/L Account 1	$0	N/A

Capital Cost for Budgeted Years



G/L Account 1	$0	N/A

Detailed Breakdown

Category	FY2026 *Proposed*	Future	Total
G/L Account 1	$0	$0	**$0**
Total	**$0**	**$0**	**$0**

Funding Sources

FY2026 Budget	Total Budget (all years)	Project Total
$0	**$0**	**$0**

FY2026 - Future Funding Sources Breakdown

110 - COVID Relief	$0	N/A

Funding Sources for Budgeted Years



110 - COVID Relief	$0	N/A

Detailed Breakdown

Category	FY2026 *Proposed*	Future	Total
110 - COVID Relief	$0	$0	**$0**
Total	**$0**	**$0**	**$0**

Flat Saw

Overview

Request Owner	Christine Villanueva, Administrative Assistant III
Department	Public Works
Type	Capital Equipment
Project Number	24131

Description

Husqvarna FS 520 flat saw. Replacement equipment since the old saw is no longer operational.

Details

New/Replacement: 100.40.70.570-7000.04

Useful Life: 8972

Capital Cost

FY2026 Budget
$0

Total Budget (all years)
$0

Project Total (to date)
$12K

FY2026 - Future Capital Cost Breakdown

G/L Account 1 $0 N/A

Capital Cost for Budgeted Years



G/L Account 1 $0 N/A

Detailed Breakdown

Category	FY2026 *Proposed*	Future	Total
G/L Account 1	$0	$0	**$0**
Total	**$0**	**$0**	**$0**

Funding Sources

FY2026 Budget	Total Budget (all years)	Project Total
$0	**$0**	**$0**

FY2026 - Future Funding Sources Breakdown

100 - General Fund	$0	N/A

Funding Sources for Budgeted Years



100 - General Fund	$0	N/A

Detailed Breakdown

Category	FY2026 *Proposed*	Future	Total
100 - General Fund	$0	$0	**$0**
Total	**$0**	**$0**	**$0**

Furniture & ADA Improvements to Sycamore Building

Overview

Request Owner	Christine Villanueva, Administrative Assistant III
Department	Public Works
Type	Capital Equipment
Project Number	23009

Description

The Human Resources and Risk Management Department will be relocating from 1001 W. Center Street to 124 Sycamore in the fall of 2022. As a result, we will need to furnish the new office with workstations, desks, chairs and lobby seating. The furniture in our current location must remain for the next department moving in. ADA improvements may also be necessary before opening to the public.

Details

New/Replacement: 250.00.00.964-8000.12

Useful Life: 124394

Capital Cost

FY2026 Budget	Total Budget (all years)	Project Total (to date)
$0	**$0**	**$290K**

FY2026 - Future Capital Cost Breakdown

G/L Account 1	$0	N/A
G/L Account 2	$0	N/A

Capital Cost for Budgeted Years



G/L Account 1	$0	N/A
G/L Account 2	$0	N/A

Detailed Breakdown

Category	FY2026 *Proposed*	Future	Total
G/L Account 2	$0	$0	**$0**
G/L Account 1	$0	$0	**$0**
Total	**$0**	**$0**	**$0**

Funding Sources

FY2026 Budget
$0

Total Budget (all years)
$0

Project Total
$0

FY2026 - Future Funding Sources Breakdown

250 - Development Mitigation **$0** N/A

Funding Sources for Budgeted Years



250 - Development Mitigation **$0** N/A

Detailed Breakdown

Category	FY2026 *Proposed*	Future	Total
250 - Development Mitigation	$0	$0	**$0**
Total	**$0**	**$0**	**$0**

FY26 Golf Fee Rate Study

Overview

Request Owner Loretta Olmos, Senior Budget Analyst

Department Public Works

Type Other

Description

The City of Manteca is conducting a comprehensive Golf Study to evaluate the financial performance of its municipal golf operations. This study aims to assess current revenues and expenses, identify key cost drivers, and explore opportunities to enhance operational efficiency and long-term sustainability. The goal is to develop data-driven strategies that will improve the overall health of the Golf Fund, ensure continued community access to quality golf amenities, and support responsible fiscal management.

Capital Cost

FY2026 Budget
$100K

Total Budget (all years)
$100K

Project Total
$100K

FY2026 - Future Capital Cost Breakdown

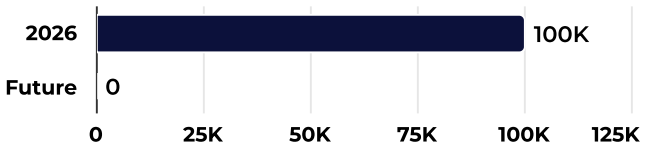

G/L Account 1 **$100,000** 100.00%

Capital Cost for Budgeted Years



G/L Account 1 **$100,000** 100.00%

Detailed Breakdown

Category	FY2026 *Proposed*	Future	Total
G/L Account 1	$100,000	$0	**$100,000**
Total	**$100,000**	**$0**	**$100,000**

Funding Sources

FY2026 Budget
$100K

Total Budget (all years)
$100K

Project Total
$100K

FY2026 - Future Funding Sources Breakdown

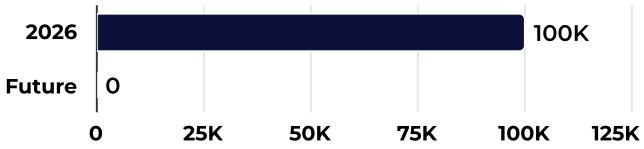

620 - Golf Course **$100,000** 100.00%

Funding Sources for Budgeted Years



620 - Golf Course **$100,000** 100.00%

Detailed Breakdown

Category	FY2026 *Proposed*	Future	Total
620 - Golf Course	$100,000	$0	**$100,000**
Total	**$100,000**	**$0**	**$100,000**

Gateway Design & Construction

Overview

Request Owner	Erma Patrick, Management Analyst
Department	Public Works
Type	Capital Improvement
Project Number	23001

Description

Gateway Design & Construction

Capital Cost

FY2026 Budget
$0

Total Budget (all years)
$0

Project Total (to date)
$70K

FY2026 - Future Capital Cost Breakdown

G/L Account 1 $0 N/A

Capital Cost for Budgeted Years



G/L Account 1 $0 N/A

Detailed Breakdown

Category	FY2026 *Proposed*	Future	Total
G/L Account 1	$0	$0	$0
Total	**$0**	**$0**	**$0**

Funding Sources

FY2026 Budget	Total Budget (all years)	Project Total
$0	**$0**	**$0**

FY2026 - Future Funding Sources Breakdown

100 - General Fund	$0	N/A

Funding Sources for Budgeted Years



100 - General Fund	$0	N/A

Detailed Breakdown

Category	FY2026 *Proposed*	Future	Total
100 - General Fund	$0	$0	**$0**
Total	**$0**	**$0**	**$0**

Operational Costs

FY2026 Budget
$0

Total Budget (all years)
$0

Project Total
$0

FY2026 - Future Operational Costs Breakdown



Operational Cost 1 **$0** N/A

Operational Costs for Budgeted Years



Operational Cost 1 **$0** N/A

Detailed Breakdown

Category	FY2026 *Proposed*	FY2027 *Proposed*	FY2028 *Proposed*	FY2029 *Proposed*	Future	Total
Operational Cost 1	$0	$0	$0	$0	$0	**$0**
Total	**$0**	**$0**	**$0**	**$0**	**$0**	**$0**

Golf Cart Path & Curb Installation

Overview

Request Owner	Eric Eguaras, Golf Course Supervisor
Department	Public Works
Type	Capital Improvement
Project Number	24034

Description

Golf Division

Phase 1 of 5

Project scope of work: Installation of Concrete Cart Paths and Curbs Around Greens and Tees. A few existing concrete paths have been developed. However, the majority of the golf course are dirt paths with no control of cart traffic, causing large areas of unsightly bare soil, potholes, and standing water.

1. **Cart Path installation**:
    - Install new concrete cart path in general locations of existing cart path, making minor adjustments where possible.
    - Minor adjustments in topography where needed or required to make the cart paths have a smooth experience.
    - Adjust and Renovate adjacent turf and irrigation where needed.
2. **Curb Placement** :
    - Strategically locate curbs to help protect the Greens and Tees.

Project Objectives:

- **Protection of Turf:** By controlling cart movement, the risk of turf damage around greens and tees will be significantly reduced, resulting in healthier and more visually appealing playing areas.
- **Improved Course Aesthetics:** The introduction of concrete paths and curbs will not only preserve the course's turf but also elevate the course's overall visual appeal, contributing to a more professional and cohesive design.
- **Enhanced Player Experience:** Golfers will benefit from a more organized and controlled path system, reducing interruptions and providing a smoother, more enjoyable playing experience.
- **Safety and Efficiency:** Ensure smooth, safe navigation for players and carts around greens and tees.

This project is designed to bring long-term improvements to the golf course.

Images

Existing Golf Course Cart Path

Capital Cost

FY2026 Budget
$98.5K

Total Budget (all years)
$179K

Project Total (to date)
$259K

FY2026 - Future Capital Cost Breakdown

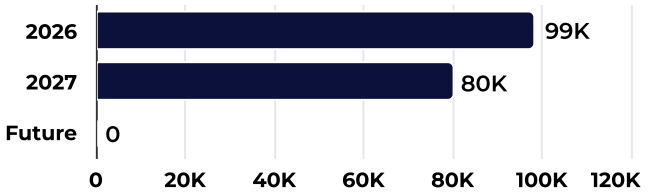

G/L Account 1 **$178,500** 100.00%

Capital Cost for Budgeted Years

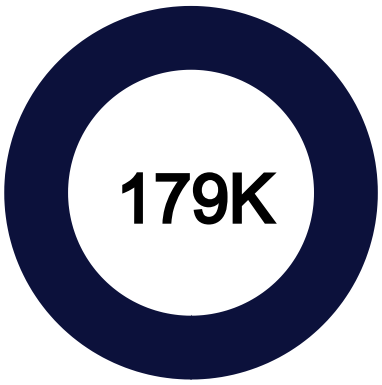

G/L Account 1 **$178,500** 100.00%

Detailed Breakdown

Category	FY2026 *Proposed*	FY2027 *Proposed*	Future	Total
G/L Account 1	$98,500	$80,000	$0	**$178,500**
Total	**$98,500**	**$80,000**	**$0**	**$178,500**

Funding Sources

FY2026 Budget
$98.5K

Total Budget (all years)
$179K

Project Total
$179K

FY2026 - Future Funding Sources Breakdown

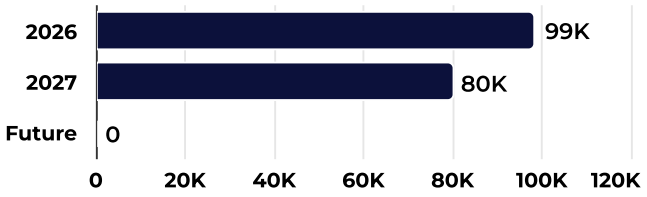

620 - Golf Course	$178,500	100.00%

Funding Sources for Budgeted Years



620 - Golf Course	$178,500	100.00%

Detailed Breakdown

Category	FY2026 *Proposed*	FY2027 *Proposed*	Future	Total
620 - Golf Course	$98,500	$80,000	$0	**$178,500**
Total	**$98,500**	**$80,000**	**$0**	**$178,500**

Operational Costs

FY2026 Budget
$0

Total Budget (all years)
$0

Project Total
$0

FY2026 - Future Operational Costs Breakdown



Operational Cost 1 **$0** N/A

Operational Costs for Budgeted Years



Operational Cost 1 **$0** N/A

Detailed Breakdown

Category	FY2026 *Proposed*	FY2027 *Proposed*	FY2028 *Proposed*	FY2029 *Proposed*	Future	Total
Operational Cost 1	$0	$0	$0	$0	$0	**$0**
Total	**$0**	**$0**	**$0**	**$0**	**$0**	**$0**

Hydro Vacuum Truck

Overview

Request Owner	Erma Patrick, Management Analyst
Department	Public Works
Type	Capital Equipment
Project Number	24049

Description

Capital Outlay - Diesel truck with secondary auxiliary motor, single cab, 1500 gallon water tank, 500 gallon debris tank, dual axle,

Details

New Purchase or Replacement: Replacement

New or Used Vehicle: 678537

Capital Cost

FY2026 Budget
$0

Total Budget (all years)
$0

Project Total (to date)
$680K

FY2026 - Future Capital Cost Breakdown

G/L Account 1 **$0** N/A

Capital Cost for Budgeted Years



G/L Account 1 **$0** N/A

Detailed Breakdown

Category	FY2026 *Proposed*	Future	Total
G/L Account 1	$0	$0	**$0**
Total	**$0**	**$0**	**$0**

Funding Sources

FY2026 Budget
$0

Total Budget (all years)
$0

Project Total
$0

FY2026 - Future Funding Sources Breakdown

640 - Sewer O&M **$0** N/A

Funding Sources for Budgeted Years



640 - Sewer O&M **$0** N/A

Detailed Breakdown

Category	FY2026 *Proposed*	Future	Total
640 - Sewer O&M	$0	$0	**$0**
Total	**$0**	**$0**	**$0**

Light Duty Truck-Streets

Overview

Request Owner	Christine Villanueva, Administrative Assistant III
Department	Public Works
Type	Capital Equipment
Project Number	24107

Description

Public Works Streets Division (Capital Outlay): Procurement of One ton pickup light duty truck.

Details

New Purchase or Replacement: Replacement

New or Used Vehicle: 0

Capital Cost

FY2026 Budget
$0

Total Budget (all years)
$0

Project Total (to date)
$65K

FY2026 - Future Capital Cost Breakdown



G/L Account 1 $0 N/A

Capital Cost for Budgeted Years



G/L Account 1 $0 N/A

Detailed Breakdown

Category	FY2026 *Proposed*	Future	Total
G/L Account 1	$0	$0	**$0**
Total	**$0**	**$0**	**$0**

Funding Sources

FY2026 Budget	Total Budget (all years)	Project Total
$0	**$0**	**$0**

FY2026 - Future Funding Sources Breakdown

820 - Vehicles	$0	N/A

Funding Sources for Budgeted Years



820 - Vehicles	$0	N/A

Detailed Breakdown

Category	FY2026 *Proposed*	Future	Total
820 - Vehicles	$0	$0	**$0**
Total	**$0**	**$0**	**$0**

Lighting at Woodward Park

Overview

Request Owner	Michael Rosales, Parks Planning & Development Manager
Department	Public Works
Type	Capital Improvement
Project Number	24093

Description

Project Overview:

The objective of this project is to enhance the safety and security of the Woodward Community Park basketball courts by installing high-quality, energy-efficient security lighting around the facility. This initiative aims to provide improved visibility during evening hours, reduce the risk of criminal activity, and ensure a safer environment for players and visitors. The project will focus on strategically placing lighting fixtures to cover key areas of the courts, walkways, and surrounding spaces.

Project Objectives:

- Improve visibility and safety for users of the Woodward Basketball Courts during evening and night-time hours.
- Deter potential criminal activity and vandalism by enhancing the lighting around the courts and surrounding areas.
- Promote a positive and secure recreational environment for the community.
- Utilize energy-efficient solutions to minimize operational costs and environmental impact.

The completion of this project will result in enhanced security, greater community engagement, and an overall improvement in the quality of the recreational experience at the Woodward Community Park basketball courts.

Images

Woodward Community Park

Basketball Area

Capital Cost

FY2026 Budget	Total Budget (all years)	Project Total (to date)
$0	**$0**	**$50K**

FY2026 - Future Capital Cost Breakdown

G/L Account 1	$0	N/A
G/L Account 2	$0	N/A

Capital Cost for Budgeted Years



G/L Account 1	$0	N/A
G/L Account 2	$0	N/A

Detailed Breakdown

Category	FY2026 *Proposed*	Future	Total
G/L Account 2	$0	$0	**$0**
G/L Account 1	$0	$0	**$0**
Total	**$0**	**$0**	**$0**

Funding Sources

FY2026 Budget
$0

Total Budget (all years)
$0

Project Total
$0

FY2026 - Future Funding Sources Breakdown

100 - General Fund	$0	N/A
110 - COVID Relief	$0	N/A

Funding Sources for Budgeted Years



100 - General Fund	$0	N/A
110 - COVID Relief	$0	N/A

Detailed Breakdown

Category	FY2026 *Proposed*	Future	Total
110 - COVID Relief	$0	$0	**$0**
100 - General Fund	$0	$0	**$0**
Total	**$0**	**$0**	**$0**

Morenzone Park Restroom Replacement

Overview

Request Owner	Michael Rosales, Parks Planning & Development Manager
Department	Public Works
Type	Capital Improvement
Project Number	25001
Estimated Start Date	03/1/2025
Estimated Completion Date	06/30/2026

Project Location

Description

Project Overview

The existing wood restroom building has been severely damaged due to repeated break-ins and vandalism, with non-functional doors and a repeatedly compromised electrical system. This project involves removing the damaged structure and installing a premanufactured restroom building, providing a durable, secure, and functional solution that minimizes future maintenance and vandalism risks.

Project Objectives

- Demolish and remove the damaged wood restroom building.
- Install a premanufactured restroom facility designed for durability and security.
- Ensure the new restroom includes tamper-resistant features, operational doors, and an intact electrical system.
- Implement security enhancements to deter future vandalism.
- Complete the installation in compliance with local building codes and accessibility standards.

Images

Morenzone Restroom Replacement

New premanufactured restroom

Capital Cost

FY2026 Budget
$48K

Total Budget (all years)
$48K

Project Total (to date)
$350K

FY2026 - Future Capital Cost Breakdown

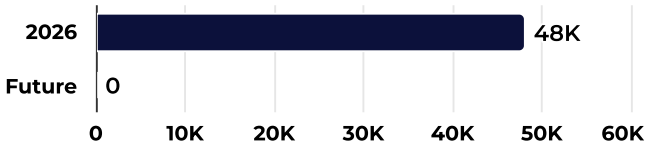

G/L Account 1	$48,000	100.00%

Capital Cost for Budgeted Years



G/L Account 1	$48,000	100.00%

Detailed Breakdown

Category	FY2026 *Proposed*	Future	Total
G/L Account 1	$48,000	$0	**$48,000**
Total	**$48,000**	**$0**	**$48,000**

Funding Sources

FY2026 Budget
$48K

Total Budget (all years)
$48K

Project Total
$48K

FY2026 - Future Funding Sources Breakdown

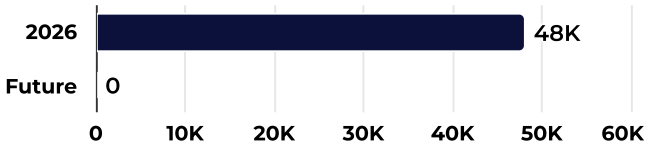

500 - Parks Acquisition & Improvement **$48,000** 100.00%

Funding Sources for Budgeted Years



500 - Parks Acquisition & Improvement **$48,000** 100.00%

Detailed Breakdown

Category	FY2026 *Proposed*	Future	Total
500 - Parks Acquisition & Improvement	$48,000	$0	**$48,000**
Total	**$48,000**	**$0**	**$48,000**

New Operations & Maintenance Manual

Overview

Request Owner	Erma Patrick, Management Analyst
Department	Public Works
Type	Other
Project Number	21007

Description

New Operations & Maintenance Manual:

The goal of the New Operations & Maintenance Manual project involves the development of a comprehensive and up-to-date guide for the effective operation and maintenance of facility systems and equipment. This manual will standardize procedures, improve staff training, and ensure regulatory compliance by detailing protocols for routine operations, emergency responses, and preventative maintenance. The updated manual will incorporate current best practices, equipment specifications, safety guidelines, and sustainability measures to enhance operational efficiency.

Capital Cost

FY2026 Budget
$0

Total Budget (all years)
$0

Project Total (to date)
$380K

FY2026 - Future Capital Cost Breakdown



G/L Account 1 $0 N/A

Capital Cost for Budgeted Years



G/L Account 1 $0 N/A

Detailed Breakdown

Category	FY2026 *Proposed*	FY2027 *Proposed*	FY2028 *Proposed*	FY2029 *Proposed*	Future	Total
G/L Account 1	$0	$0	$0	$0	$0	**$0**
Total	**$0**	**$0**	**$0**	**$0**	**$0**	**$0**

Funding Sources

FY2026 Budget	Total Budget (all years)	Project Total
$0	**$0**	**$0**

FY2026 - Future Funding Sources Breakdown

640 - Sewer O&M	$0	N/A

Funding Sources for Budgeted Years



640 - Sewer O&M	$0	N/A

Detailed Breakdown

Category	FY2026 *Proposed*	Future	Total
640 - Sewer O&M	$0	$0	**$0**
Total	**$0**	**$0**	**$0**

Operational Costs

FY2026 Budget
$0

Total Budget (all years)
$0

Project Total
$0

FY2026 - Future Operational Costs Breakdown



Operational Cost 1 **$0** N/A

Operational Costs for Budgeted Years



Operational Cost 1 **$0** N/A

Detailed Breakdown

Category	FY2026 *Proposed*	FY2027 *Proposed*	FY2028 *Proposed*	FY2029 *Proposed*	Future	Total
Operational Cost 1	$0	$0	$0	$0	$0	**$0**
Total	**$0**	**$0**	**$0**	**$0**	**$0**	**$0**

North Plant Grit Classifier

Overview

Request Owner	Erma Patrick, Management Analyst
Department	Public Works
Type	Capital Improvement
Project Number	20034
Estimated Start Date	01/1/1970
Estimated Completion Date	01/1/1970

Project Location

Description

North Plant Grit Classifier

Details

Type of Project: 0

Capital Cost

FY2026 Budget	Total Budget (all years)	Project Total (to date)
$0	**$0**	**$81.2K**

FY2029 - Future Capital Cost Breakdown

G/L Account 2	$0	N/A
G/L Account 3	$0	N/A

Capital Cost for Budgeted Years



G/L Account 2	$0	N/A
G/L Account 3	$0	N/A

Detailed Breakdown

Category	FY2029 *Proposed*	Future	Total
G/L Account 2	$0	$0	**$0**
G/L Account 3	$0	$0	**$0**
Total	**$0**	**$0**	**$0**

Funding Sources

FY2026 Budget	Total Budget (all years)	Project Total (to date)
$0	**$0**	**$81.2K**

FY2026 - Future Funding Sources Breakdown

640 - Sewer O&M	$0	N/A

Funding Sources for Budgeted Years



640 - Sewer O&M	$0	N/A

Detailed Breakdown

Category	FY2026 *Proposed*	Future	Total
640 - Sewer O&M	$0	$0	**$0**
Total	**$0**	**$0**	**$0**

Northgate Park Inclusive Playground and Improvements

Overview

Request Owner	Michael Rosales, Parks Planning & Development Manager
Department	Public Works
Type	Capital Improvement
Project Number	24087

Description

Project Description:

The Inclusive Playground at Northgate Park aims to create an accessible, engaging, and safe play environment for children of all abilities. This new playground will incorporate universal design principles, ensuring that children with disabilities, as well as those without, can play together and enjoy the benefits of outdoor recreation. The playground will feature swings, sensory play areas, and interactive elements designed to stimulate physical, cognitive, and social development for children with varying needs.

In addition to being accessible, the design will prioritize inclusivity by offering various sensory experiences, from tactile surfaces to visual elements and sound features. The space will also include seating areas for families and caregivers, fostering a sense of community and connection among visitors.

This project represents a commitment to fostering diversity, equity, and inclusion within the Northgate community, ensuring that every child, regardless of ability, has the opportunity to experience the joy of play. By creating a welcoming and versatile environment, the Inclusive Playground will serve as a valuable resource for families, encourage social interactions, and enhance the overall park experience for everyone.

Key Features:

- ADA-compliant pathways, and surfacing
- Accessible swings and inclusive climbing structures
- Sensory gardens and interactive elements
- Customizable play zones to accommodate children with various abilities
- Seating areas for families and caregivers
- Integration of natural elements and green spaces
- Safety features including soft ground materials and clear sightlines for supervision

This playground will be an essential addition to Northgate Park, ensuring that all children, regardless of their physical, cognitive, or sensory needs, have a place to learn, explore, and thrive.

Images

Northgate Park

Existing playground and location of new inclusive playground

Capital Cost

FY2026 Budget	Total Budget (all years)	Project Total (to date)
$0	**$0**	**$125K**

FY2026 - Future Capital Cost Breakdown

G/L Account 1	$0	N/A

Capital Cost for Budgeted Years



G/L Account 1	$0	N/A

Detailed Breakdown

Category	FY2026 *Proposed*	Future	Total
G/L Account 1	$0	$0	$0
Total	**$0**	**$0**	**$0**

Funding Sources

FY2026 Budget	Total Budget (all years)	Project Total
$0	**$0**	**$0**

FY2026 - Future Funding Sources Breakdown

110 - COVID Relief	$0	N/A

Funding Sources for Budgeted Years



110 - COVID Relief	$0	N/A

Detailed Breakdown

Category	FY2026 *Proposed*	Future	Total
110 - COVID Relief	$0	$0	**$0**
Total	**$0**	**$0**	**$0**

Pavement Grinder for Skid Steer

Overview

Request Owner	Christine Villanueva, Administrative Assistant III
Department	Public Works
Type	Capital Equipment
Project Number	24092

Description

Streets Division: Pavement Grinder for Skid Steer

Details

New/Replacement: 110.40.70.103-7000.03

Useful Life: 0

Capital Cost

FY2026 Budget	Total Budget (all years)	Project Total (to date)
$0	**$0**	**$45K**

FY2026 - Future Capital Cost Breakdown

G/L Account 1 **$0** N/A

Capital Cost for Budgeted Years



G/L Account 1 **$0** N/A

Detailed Breakdown

Category	FY2026 *Proposed*	FY2027 *Proposed*	FY2028 *Proposed*	FY2029 *Proposed*	Future	Total
G/L Account 1	$0	$0	$0	$0	$0	**$0**
Total	**$0**	**$0**	**$0**	**$0**	**$0**	**$0**

Funding Sources

FY2026 Budget
$0

Total Budget (all years)
$0

Project Total
$0

FY2026 - Future Funding Sources Breakdown

100 - General Fund $0 N/A

Funding Sources for Budgeted Years



100 - General Fund $0 N/A

Detailed Breakdown

Category	FY2026 *Proposed*	FY2027 *Proposed*	FY2028 *Proposed*	Future	Total
100 - General Fund	$0	$0	$0	$0	**$0**
Total	**$0**	**$0**	**$0**	**$0**	**$0**

Portable Concrete Drum

Overview

Request Owner	Christine Villanueva, Administrative Assistant III
Department	Public Works
Type	Capital Equipment
Project Number	24132

Description

Portable concrete drum. New equipment which a larger trailer will enable streets to do larger jobs which will help when doing repairs for water and wastewater.

Details

New/Replacement: 100.40.55.570-7000.03

Useful Life: 0

Capital Cost

FY2026 Budget
$0

Total Budget (all years)
$0

Project Total (to date)
$58K

FY2026 - Future Capital Cost Breakdown

G/L Account 1 **$0** N/A

Capital Cost for Budgeted Years



G/L Account 1 **$0** N/A

Detailed Breakdown

Category	FY2026 *Proposed*	Future	Total
G/L Account 1	$0	$0	**$0**
Total	**$0**	**$0**	**$0**

Funding Sources

FY2026 Budget	Total Budget (all years)	Project Total
$0	**$0**	**$0**

FY2026 - Future Funding Sources Breakdown

100 - General Fund	$0	N/A

Funding Sources for Budgeted Years



100 - General Fund	$0	N/A

Detailed Breakdown

Category	FY2026 *Proposed*	Future	Total
100 - General Fund	$0	$0	**$0**
Total	**$0**	**$0**	**$0**

Portable Trailer

Overview

Request Owner	Nicole Brown, Administrative Assistant III
Department	Public Works
Type	Capital Improvement
Project Number	24045
Estimated Start Date	07/1/2023
Estimated Completion Date	06/30/2025

Description

Portable trailer to house an increasing labor force. Space will be used to hold team meetings, trainings, house lockers, and provide a professional workspace for the operators.

Capital Cost

FY2026 Budget
$0

Total Budget (all years)
$0

Project Total (to date)
$1.25M

FY2026 - Future Capital Cost Breakdown

G/L Account 1 **$0** N/A

Capital Cost for Budgeted Years



G/L Account 1 **$0** N/A

Detailed Breakdown

Category	FY2026 *Proposed*	Future	Total
G/L Account 1	$0	$0	**$0**
Total	**$0**	**$0**	**$0**

Funding Sources

FY2026 Budget	Total Budget (all years)	Project Total
$0	**$0**	**$0**

FY2026 - Future Funding Sources Breakdown

660 - Solid Waste **$0** N/A

Funding Sources for Budgeted Years



660 - Solid Waste **$0** N/A

Detailed Breakdown

Category	FY2026 *Proposed*	Future	Total
660 - Solid Waste	$0	$0	**$0**
Total	**$0**	**$0**	**$0**

Pressure Washer Sandblaster

Overview

Request Owner	Christine Villanueva, Administrative Assistant III
Department	Public Works
Type	Capital Equipment
Project Number	24074

Description

Pressure Washer/Sandblaster, replacing vehicle #20-0203. Equipment is nearing service life span.

Details

New/Replacement: 420.40.70.570-7000.04

Useful Life: 11452

Capital Cost

FY2026 Budget
$0

Total Budget (all years)
$0

Project Total (to date)
$17K

FY2026 - Future Capital Cost Breakdown

G/L Account 1 $0 N/A

Capital Cost for Budgeted Years



G/L Account 1 $0 N/A

Detailed Breakdown

Category	FY2026 *Proposed*	Future	Total
G/L Account 1	$0	$0	**$0**
Total	**$0**	**$0**	**$0**

Funding Sources

FY2026 Budget	Total Budget (all years)	Project Total
$0	**$0**	**$0**

FY2026 - Future Funding Sources Breakdown

420 - Gas Tax/Street Improvement	$0	N/A

Funding Sources for Budgeted Years



420 - Gas Tax/Street Improvement	$0	N/A

Detailed Breakdown

Category	FY2026 *Proposed*	Future	Total
420 - Gas Tax/Street Improvement	$0	$0	$0
Total	**$0**	**$0**	**$0**

PW - LMD/CFD Utility Bed & Lumber Rack for 92-9113

Overview

Request Owner	Nicolas Karastathas, Landscape Maintenance Supervisor
Department	Public Works
Type	Capital Equipment
Project Number	24127

Description

LMD/CFD Division: New utility bed with lumber rack for 92-9113. New equipment to expand service, new service, reduce personnel time, safety, improve procedures, and be more cost-effective.

Details

New/Replacement: New

Useful Life: 20638

Capital Cost

FY2026 Budget	Total Budget (all years)	Project Total (to date)
$0	**$0**	**$24K**

FY2026 - Future Capital Cost Breakdown

G/L Account 1	$0	N/A

Capital Cost for Budgeted Years



G/L Account 1	$0	N/A

Detailed Breakdown

Category	FY2026 *Proposed*	Future	Total
G/L Account 1	$0	$0	**$0**
Total	**$0**	**$0**	**$0**

Funding Sources

FY2026 Budget
$0

Total Budget (all years)
$0

Project Total
$0

FY2026 - Future Funding Sources Breakdown

100 - General Fund	$0	N/A

Funding Sources for Budgeted Years



100 - General Fund	$0	N/A

Detailed Breakdown

Category	FY2026 *Proposed*	Future	Total
100 - General Fund	$0	$0	**$0**
Total	**$0**	**$0**	**$0**

PW - Parks - 3/4-ton Truck Replacement

Overview

Request Owner	Eric Dye, Parks/Golf Maintenance Supervisor
Department	Public Works
Type	Capital Equipment

Description

Parks Division: This truck was primarily used to haul the small mower from park to park Monday through Wednesday and was used on Thursdays by staff for park maintenance and repairs. With this truck taken out of service (No. 90-91111), parks staff are sharing other vehicles now, which is inefficient and reducing current service levels.

Details

New Purchase or Replacement: Replacement

New or Used Vehicle: New Vehicle

Supplemental Attachments

Truck Quote

Truck Replacement Schedule

Capital Cost

FY2026 Budget
$80K

Total Budget (all years)
$80K

Project Total
$80K

FY2026 - Future Capital Cost Breakdown

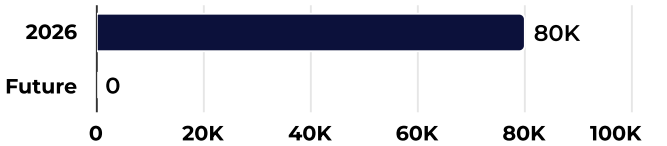

G/L Account 1	$80,000	100.00%

Capital Cost for Budgeted Years

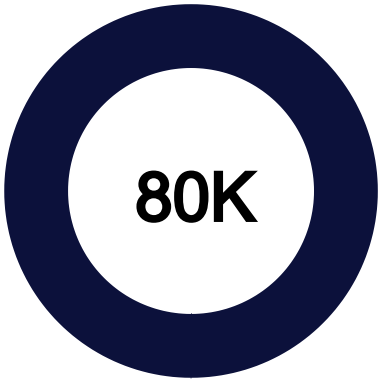

G/L Account 1	$80,000	100.00%

Detailed Breakdown

Category	FY2026 *Proposed*	Future	Total
G/L Account 1	$80,000	$0	**$80,000**
Total	**$80,000**	**$0**	**$80,000**

Funding Sources

FY2026 Budget
$80K

Total Budget (all years)
$80K

Project Total
$80K

FY2026 - Future Funding Sources Breakdown

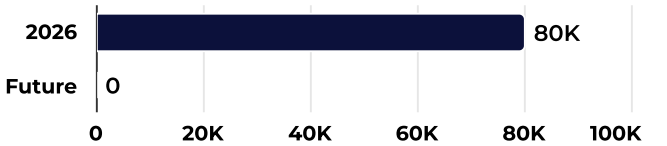

820 - Vehicles **$80,000** 100.00%

Funding Sources for Budgeted Years

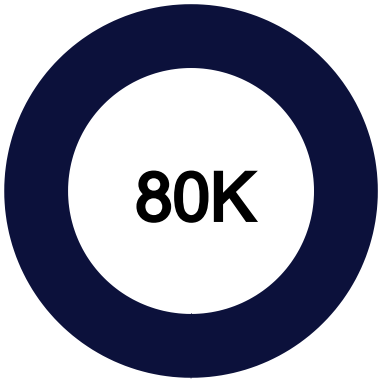

820 - Vehicles **$80,000** 100.00%

Detailed Breakdown

Category	FY2026 *Proposed*	Future	Total
820 - Vehicles	$80,000	$0	**$80,000**
Total	**$80,000**	**$0**	**$80,000**

PW - Parks - Woodward Park Aerification and Overseeding

Overview

Request Owner	Eric Dye, Parks/Golf Maintenance Supervisor
Department	Public Works
Type	Capital Improvement
Estimated Start Date	10/1/2025
Estimated Completion Date	10/31/2025

Project Location

Description

Parks Division: 33 acres of turfgrass; 480 tons of topdressing sand for Fall aerification and overseeding; 120 bags of tall fescue. 1 application of starter fertilizer 6-24-24 = 231 bags. 2 pre-emergent / fertilizer applications a year = 330 bags. Purchases are needed to keep up with the increased use of Woodward Park (Splash Pad, soccer tournaments, and organized club sports).

Capital Cost

FY2026 Budget
$64K

Total Budget (all years)
$64K

Project Total
$64K

FY2026 - Future Capital Cost Breakdown

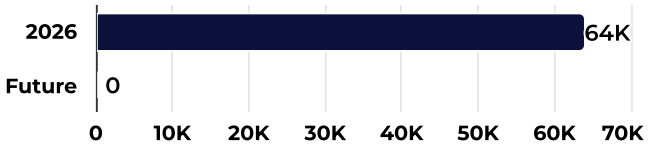

G/L Account 1	$64,000	100.00%

Capital Cost for Budgeted Years



G/L Account 1	$64,000	100.00%

Detailed Breakdown

Category	FY2026 *Proposed*	Future	Total
G/L Account 1	$64,000	$0	**$64,000**
Total	**$64,000**	**$0**	**$64,000**

Funding Sources

FY2026 Budget
$64K

Total Budget (all years)
$64K

Project Total
$64K

FY2026 - Future Funding Sources Breakdown

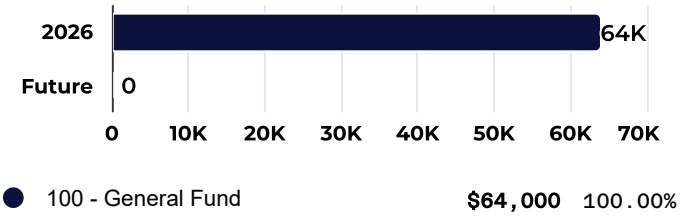

Funding Sources for Budgeted Years

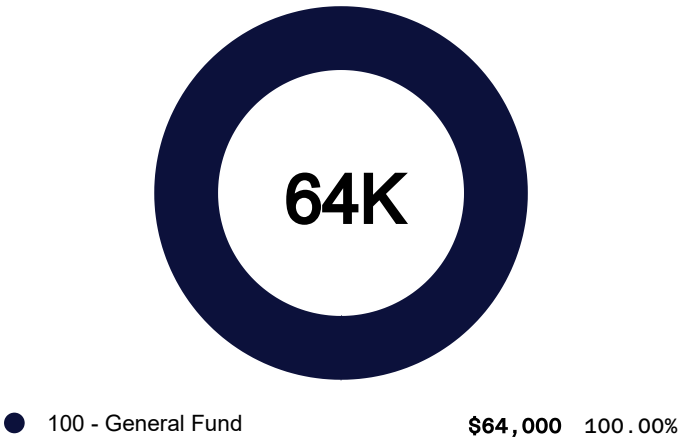

Detailed Breakdown

Category	FY2026 *Proposed*	Future	Total
100 - General Fund	$64,000	$0	**$64,000**
Total	**$64,000**	**$0**	**$64,000**

PW - Parks 3/4 Ton Truck with Liftgate #1

Overview

Request Owner	Cody Ross, Parks/Golf Maintenance Manager
Department	Public Works
Type	Capital Equipment
Project Number	24113

Description

Public Works Parks Division (Capital Outlay) Procurement of Heavy duty 3/4 ton truck with lift gate.

Details

New Purchase or Replacement: Replacement

New or Used Vehicle: 53425

Capital Cost

FY2026 Budget
$0

Total Budget (all years)
$0

Project Total (to date)
$85K

FY2026 - Future Capital Cost Breakdown

G/L Account 1 $0 N/A

Capital Cost for Budgeted Years



G/L Account 1 $0 N/A

Detailed Breakdown

Category	FY2026 *Proposed*	Future	Total
G/L Account 1	$0	$0	**$0**
Total	**$0**	**$0**	**$0**

Funding Sources

FY2026 Budget	Total Budget (all years)	Project Total
$0	**$0**	**$0**

FY2026 - Future Funding Sources Breakdown

660 - Solid Waste **$0** N/A

Funding Sources for Budgeted Years



660 - Solid Waste **$0** N/A

Detailed Breakdown

Category	FY2026 *Proposed*	Future	Total
660 - Solid Waste	$0	$0	**$0**
Total	**$0**	**$0**	**$0**

PW - Parks 3/4 Ton Truck with Liftgate #2

Overview

Request Owner	Cody Ross, Parks/Golf Maintenance Manager
Department	Public Works
Type	Capital Equipment
Project Number	24114

Description

Close project.

Heavy duty 3/4 ton truck with lift gate

Details

New Purchase or Replacement: Replacement

New or Used Vehicle: 53425

Capital Cost

FY2026 Budget	Total Budget (all years)	Project Total (to date)
$0	**$0**	**$85K**

FY2026 - Future Capital Cost Breakdown

G/L Account 1	$0	N/A

Capital Cost for Budgeted Years



G/L Account 1	$0	N/A

Detailed Breakdown

Category	FY2026 *Proposed*	Future	Total
G/L Account 1	$0	$0	**$0**
Total	**$0**	**$0**	**$0**

Funding Sources

FY2026 Budget	Total Budget (all years)	Project Total
$0	**$0**	**$0**

FY2026 - Future Funding Sources Breakdown

660 - Solid Waste **$0** N/A

Funding Sources for Budgeted Years



660 - Solid Waste **$0** N/A

Detailed Breakdown

Category	FY2026 *Proposed*	Future	Total
660 - Solid Waste	$0	$0	**$0**
Total	**$0**	**$0**	**$0**

PW - Parks Battery Operated Equipment for Parks

Overview

Request Owner	Cody Ross, Parks/Golf Maintenance Manager
Department	Public Works
Type	Capital Equipment
Project Number	24124

Description

Used to begin the transition to battery operated pruning and blowing equipment. New equipment used to expand service/new service.

Details

New/Replacement: 100.40.55.966-7000.03

Useful Life: 19897

Capital Cost

FY2026 Budget
$0

Total Budget (all years)
$0

Project Total (to date)
$20K

FY2026 - Future Capital Cost Breakdown

G/L Account 1 $0 N/A

Capital Cost for Budgeted Years



G/L Account 1 $0 N/A

Detailed Breakdown

Category	FY2026 *Proposed*	Future	Total
G/L Account 1	$0	$0	$0
Total	**$0**	**$0**	**$0**

Funding Sources

FY2026 Budget
$0

Total Budget (all years)
$0

Project Total
$0

FY2026 - Future Funding Sources Breakdown

100 - General Fund	$0	N/A

Funding Sources for Budgeted Years



100 - General Fund	$0	N/A

Detailed Breakdown

Category	FY2026 *Proposed*	Future	Total
100 - General Fund	$0	$0	**$0**
Total	**$0**	**$0**	**$0**

PW - Parks Kubota Tractor

Overview

Request Owner	Cody Ross, Parks/Golf Maintenance Manager
Department	Public Works
Type	Capital Equipment
Project Number	24125

Description

71 hp, 4 wheel drive tractor with enclosed cab. New equipment.

Details

New/Replacement: 100.40.55.966-7000.03

Useful Life: 0

Capital Cost

FY2026 Budget
$0

Total Budget (all years)
$0

Project Total (to date)
$60K

FY2026 - Future Capital Cost Breakdown

G/L Account 1 $0 N/A

Capital Cost for Budgeted Years



G/L Account 1 $0 N/A

Detailed Breakdown

Category	FY2026 *Proposed*	Future	Total
G/L Account 1	$0	$0	**$0**
Total	**$0**	**$0**	**$0**

Funding Sources

FY2026 Budget
$0

Total Budget (all years)
$0

Project Total
$0

FY2026 - Future Funding Sources Breakdown

100 - General Fund **$0** N/A

Funding Sources for Budgeted Years



100 - General Fund **$0** N/A

Detailed Breakdown

Category	FY2026 *Proposed*	Future	Total
100 - General Fund	$0	$0	**$0**
Total	**$0**	**$0**	**$0**

PW - Parks Morenzone Lighting Upgrade

Overview

Request Owner	Cody Ross, Parks/Golf Maintenance Manager
Department	Public Works
Type	Capital Improvement
Project Number	24033

Description

LED lighting upgrade for Morenzone Ballfield-Majority funded by State Grant. Replacing the current halogen lights with LED lights will lower energy and maintenance costs by 85%. Increasing the foot-candles, creating safer play. Reduces glare and spill light on the neighboring homes by 50%. Currently, the lights are operating at 75%. The project has a 15% contingency.

Images

Supplemental Attachments

Quote

Capital Cost

FY2026 Budget
$17K

Total Budget (all years)
$17K

Project Total (to date)
$300K

FY2026 - Future Capital Cost Breakdown

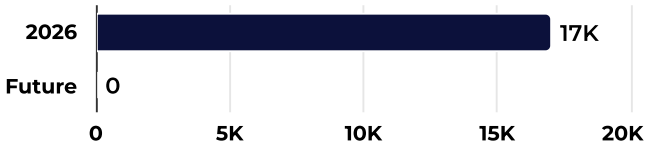

G/L Account 1 **$17,000** 100.00%

Capital Cost for Budgeted Years

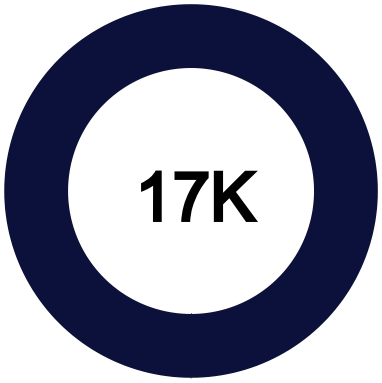

G/L Account 1 **$17,000** 100.00%

Detailed Breakdown

Category	FY2026 *Proposed*	Future	Total
G/L Account 1	$17,000	$0	**$17,000**
Total	**$17,000**	**$0**	**$17,000**

Funding Sources

FY2026 Budget
$17K

Total Budget (all years)
$17K

Project Total
$17K

FY2026 - Future Funding Sources Breakdown

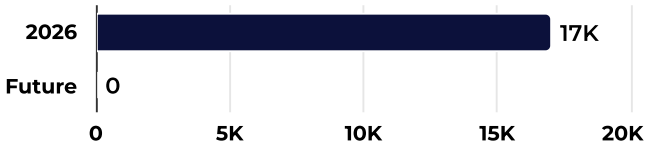

500 - Parks Acquisition & Improvement **$17,000** 100.00%

Funding Sources for Budgeted Years

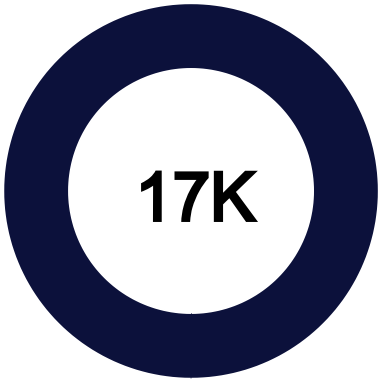

500 - Parks Acquisition & Improvement **$17,000** 100.00%

Detailed Breakdown

Category	FY2026 *Proposed*	Future	Total
500 - Parks Acquisition & Improvement	$17,000	$0	**$17,000**
Total	**$17,000**	**$0**	**$17,000**

PW - Parks Robotic Pool Cleaner

Overview

Request Owner	Cody Ross, Parks/Golf Maintenance Manager
Department	Public Works
Type	Capital Equipment
Project Number	24126

Description

Cordless, rechargable robotic pool vacuum. New equipment used to expand service, improve procedures, and to be more cost effective.

Details

New/Replacement: 100.40.55.966-7000.03

Useful Life: 811

Capital Cost

FY2026 Budget
$0

Total Budget (all years)
$0

Project Total (to date)
$7.5K

FY2026 - Future Capital Cost Breakdown

G/L Account 1 $0 N/A

Capital Cost for Budgeted Years



G/L Account 1 $0 N/A

Detailed Breakdown

Category	FY2026 *Proposed*	Future	Total
G/L Account 1	$0	$0	**$0**
Total	**$0**	**$0**	**$0**

Funding Sources

FY2026 Budget	Total Budget (all years)	Project Total
$0	**$0**	**$0**

FY2026 - Future Funding Sources Breakdown

100 - General Fund	$0	N/A

Funding Sources for Budgeted Years



100 - General Fund	$0	N/A

Detailed Breakdown

Category	FY2026 *Proposed*	Future	Total
100 - General Fund	$0	$0	**$0**
Total	**$0**	**$0**	**$0**

PW - Parks Walker Mower Replacement

Overview

Request Owner	Cody Ross, Parks/Golf Maintenance Manager
Department	Public Works
Type	Capital Equipment
Project Number	24129

Description

Model T 27hp Kohler EFI with 48" mowing deck. Replacement equipment will allow PW to remove the current 28-year-old inefficient Walker mover from service. This will increase efficiency with a better cut and limit the number of breakdowns and costly repairs.

Details

New/Replacement: Replacement

Useful Life: 20876

Capital Cost

FY2026 Budget
$0

Total Budget (all years)
$0

Project Total (to date)
$25K

FY2026 - Future Capital Cost Breakdown



Capital Cost for Budgeted Years



Detailed Breakdown

Category	FY2026 *Proposed*	Future	Total
G/L Account 1	$0	$0	**$0**
Total	**$0**	**$0**	**$0**

Funding Sources

FY2026 Budget	Total Budget (all years)	Project Total
$0	**$0**	**$0**

FY2026 - Future Funding Sources Breakdown

100 - General Fund	$0	N/A

Funding Sources for Budgeted Years



100 - General Fund	$0	N/A

Detailed Breakdown

Category	FY2026 *Proposed*	Future	Total
100 - General Fund	$0	$0	**$0**
Total	**$0**	**$0**	**$0**

PW - Streets - Sidewalks/Crosswalks Safety

Overview

Request Owner	Lana McBroom, Budget Manager
Department	Public Works
Type	Capital Improvement
Project Number	25012

Description

This capital project focuses on enhancing pedestrian safety through targeted improvements to sidewalks and crosswalks in key areas. The scope includes repairing damaged sidewalks, upgrading curb ramps to meet ADA standards, installing high-visibility crosswalks, and adding signage or pedestrian signals where needed. These improvements aim to promote walkability, reduce trip hazards, and ensure safer access for all community members.

Capital Cost

FY2026 Budget
$0

Total Budget (all years)
$0

Project Total
$0

FY2026 - Future Capital Cost Breakdown

G/L Account 1 **$0** N/A

Capital Cost for Budgeted Years



G/L Account 1 **$0** N/A

Detailed Breakdown

Category	FY2026 *Proposed*	Future	Total
G/L Account 1	$0	$0	**$0**
Total	**$0**	**$0**	**$0**

Funding Sources

FY2026 Budget	Total Budget (all years)	Project Total
$0	**$0**	**$0**

FY2026 - Future Funding Sources Breakdown

110 - COVID Relief	$0	N/A

Funding Sources for Budgeted Years



110 - COVID Relief	$0	N/A

Detailed Breakdown

Category	FY2026 *Proposed*	Future	Total
110 - COVID Relief	$0	$0	$0
Total	**$0**	**$0**	**$0**

PW - Streets - Streets/Road Projects - ARPA

Overview

Request Owner	Lana McBroom, Budget Manager
Department	Public Works
Type	Capital Improvement
Project Number	25011
Estimated Completion Date	12/31/2026

Description

This capital project involves the reconstruction, resurfacing, and maintenance of streets and roadways within the City of Manteca. The project scope includes pavement rehabilitation, repair of potholes, resurfacing worn-out roads, improving drainage systems, and enhancing traffic signage and markings. The project aims to extend the lifespan of road infrastructure, improve traffic flow, and ensure safer conditions for both vehicles and pedestrians.

Details

Type of Project: Resurface Current Road

Capital Cost

FY2026 Budget	Total Budget (all years)	Project Total (to date)
$0	**$0**	**$673K**

FY2026 - Future Capital Cost Breakdown

G/L Account 1	$0	N/A

Capital Cost for Budgeted Years



G/L Account 1	$0	N/A

Detailed Breakdown

Category	FY2026 *Proposed*	Future	Total
G/L Account 1	$0	$0	**$0**
Total	**$0**	**$0**	**$0**

Funding Sources

FY2026 Budget
$0

Total Budget (all years)
$0

Project Total
$0

FY2026 - Future Funding Sources Breakdown

110 - COVID Relief $0 N/A

Funding Sources for Budgeted Years



110 - COVID Relief $0 N/A

Detailed Breakdown

Category	FY2026 *Proposed*	Future	Total
110 - COVID Relief	$0	$0	**$0**
Total	**$0**	**$0**	**$0**

PW Facilities - Custodial Truck Replacement

Overview

Request Owner	Christine Villanueva, Administrative Assistant III
Department	Public Works
Type	Capital Equipment

Description

Custodial truck to replace unit 13-1042. The maintenance costs of the truck are exceeding its lifespan.

Details

New Purchase or Replacement: Replacement

New or Used Vehicle: New Vehicle

Supplemental Attachments

Custodial Truck Replacement

Capital Cost

FY2026 Budget
$40K

Total Budget (all years)
$40K

Project Total
$40K

FY2026 - Future Capital Cost Breakdown

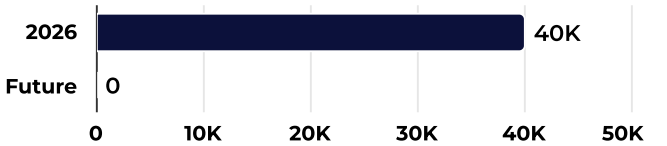

G/L Account 1	$40,000	100.00%

Capital Cost for Budgeted Years



G/L Account 1	$40,000	100.00%

Detailed Breakdown

Category	FY2026 *Proposed*	Future	Total
G/L Account 1	$40,000	$0	**$40,000**
Total	**$40,000**	**$0**	**$40,000**

Funding Sources

FY2026 Budget
$40K

Total Budget (all years)
$40K

Project Total
$40K

FY2026 - Future Funding Sources Breakdown

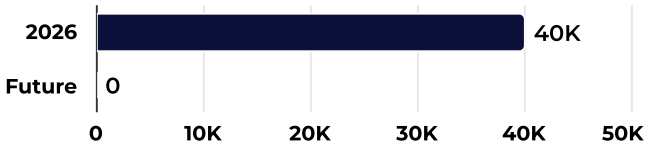

820 - Vehicles	$40,000	100.00%

Funding Sources for Budgeted Years



820 - Vehicles	$40,000	100.00%

Detailed Breakdown

Category	FY2026 *Proposed*	Future	Total
820 - Vehicles	$40,000	$0	**$40,000**
Total	**$40,000**	**$0**	**$40,000**

PW SW- (3) Automated Side Loader Garbage Trucks

Overview

Request Owner	Nicole Brown, Administrative Assistant III
Department	Public Works
Type	Capital Equipment

Description

The cost of each vehicle is $619,509 for a total of $1,858,527

- **Truck #1 -** Automated Side Loader Garbage Truck for residential collection will replace 2083 and has an expected lifespan of 7 years. Price includes 5% contingency.
- **Truck #2** - Automated Side Loader Garbage Truck for residential collection will replace 2080 and has an expected lifespan of 7 years. Price includes 5% contingency.
- **Truck #3** - Automated Side Loader Garbage Truck for residential collection will replace 2079 and has an expected lifespan of 7 years. Price includes 5% contingency.

Details

New Purchase or Replacement: Replacement

New or Used Vehicle: New Vehicle

Supplemental Attachments

700549ddba62eb322cce.pdf

Capital Cost

FY2026 Budget
$1.86M

Total Budget (all years)
$1.86M

Project Total
$1.86M

FY2026 - Future Capital Cost Breakdown

G/L Account 1 **$1,858,527** 100.00%

Capital Cost for Budgeted Years



G/L Account 1 **$1,858,527** 100.00%

Detailed Breakdown

Category	FY2026 *Proposed*	Future	Total
G/L Account 1	$1,858,527	$0	**$1,858,527**
Total	**$1,858,527**	**$0**	**$1,858,527**

Funding Sources

FY2026 Budget
$1.86M

Total Budget (all years)
$1.86M

Project Total
$1.86M

FY2026 - Future Funding Sources Breakdown

820 - Vehicles **$1,858,527** 100.00%

Funding Sources for Budgeted Years



820 - Vehicles **$1,858,527** 100.00%

Detailed Breakdown

Category	FY2026 *Proposed*	Future	Total
820 - Vehicles	$1,858,527	$0	**$1,858,527**
Total	**$1,858,527**	**$0**	**$1,858,527**

PW SW- Fork Lift

Overview

Request Owner	Nicole Brown, Administrative Assistant III
Department	Public Works
Type	Capital Equipment

Description

This would replace the current fork lift that was purchased in 2005 and has exceeded term of life with one that will suit our expanded operations and needs. Price includes 5% contingency.

Details

New/Replacement: Replacement

Useful Life: 7

Supplemental Attachments

028938d59d16df240b49.pdf

Capital Cost

FY2026 Budget
$102K

Total Budget (all years)
$102K

Project Total
$102K

FY2026 - Future Capital Cost Breakdown

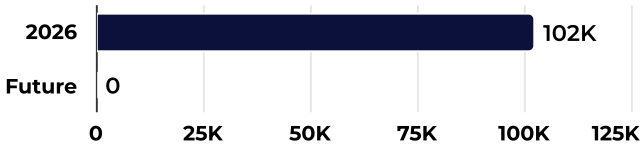

G/L Account 1 **$102,330** 100.00%

Capital Cost for Budgeted Years

G/L Account 1 **$102,330** 100.00%

Detailed Breakdown

Category	FY2026 *Proposed*	Future	Total
G/L Account 1	$102,330	$0	**$102,330**
Total	**$102,330**	**$0**	**$102,330**

Funding Sources

FY2026 Budget	Total Budget (all years)	Project Total
$102K	**$102K**	**$102K**

FY2026 - Future Funding Sources Breakdown

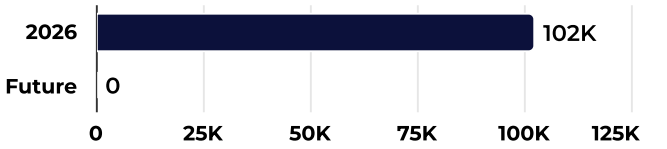

660 - Solid Waste **$102,330** 100.00%

Funding Sources for Budgeted Years

660 - Solid Waste **$102,330** 100.00%

Detailed Breakdown

Category	FY2026 *Proposed*	Future	Total
660 - Solid Waste	$102,330	$0	**$102,330**
Total	**$102,330**	**$0**	**$102,330**

PW SW- Fork Truck (Cost Recovery Fund)

Overview

Request Owner Nicole Brown, Administrative Assistant III

Department Public Works

Type Capital Equipment

Description

This would replace fork truck 2008 that is used for delivery, repairing, and exchanging rentals or commercial bins. Price includes 10% contingency and would be purchased as revenues come in.

Details

New Purchase or Replacement: New

New or Used Vehicle: New Vehicle

Supplemental Attachments

2c60d955167774eff625.pdf

Capital Cost

FY2026 Budget
$141K

Total Budget (all years)
$141K

Project Total
$141K

FY2026 - Future Capital Cost Breakdown

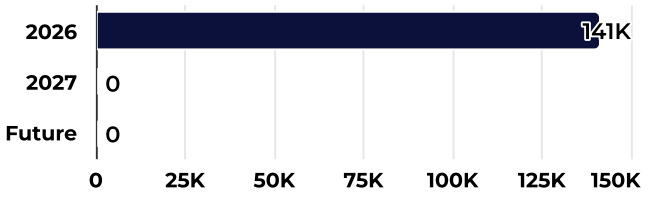

G/L Account 1	$141,330	100.00%

Capital Cost for Budgeted Years

G/L Account 1	$141,330	100.00%

Detailed Breakdown

Category	FY2026 *Proposed*	FY2027 *Proposed*	Future	Total
G/L Account 1	$141,330	$0	$0	**$141,330**
Total	**$141,330**	**$0**	**$0**	**$141,330**

Funding Sources

FY2026 Budget
$141K

Total Budget (all years)
$141K

Project Total
$141K

FY2026 - Future Funding Sources Breakdown

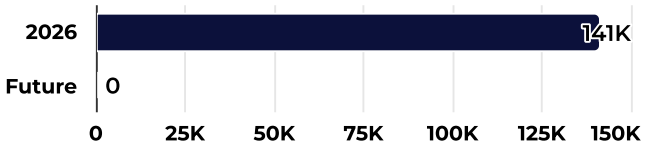

670 - Solid Waste Cost Recovery **$141,330** 100.00%

Funding Sources for Budgeted Years

670 - Solid Waste Cost Recovery **$141,330** 100.00%

Detailed Breakdown

Category	FY2026 *Proposed*	Future	Total
670 - Solid Waste Cost Recovery	$141,330	$0	**$141,330**
Total	**$141,330**	**$0**	**$141,330**

PW SW- Front Loader Garbage Truck

Overview

Request Owner Nicole Brown, Administrative Assistant III

Department Public Works

Type Capital Equipment

Description

Front Loader Garbage Truck for commercial collection would replace 2081, which has an expected lifespan of 7 years. Price includes 5% contingency.

Details

New Purchase or Replacement: Replacement

New or Used Vehicle: New Vehicle

Capital Cost

FY2026 Budget
$604K

Total Budget (all years)
$604K

Project Total
$604K

FY2026 - Future Capital Cost Breakdown

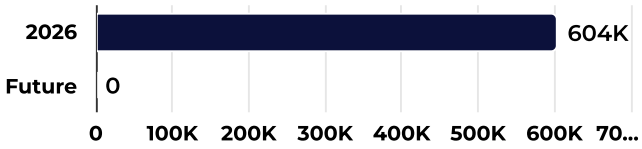

G/L Account 1	$603,750	100.00%

Capital Cost for Budgeted Years



G/L Account 1	$603,750	100.00%

Detailed Breakdown

Category	FY2026 *Proposed*	Future	Total
G/L Account 1	$603,750	$0	**$603,750**
Total	**$603,750**	**$0**	**$603,750**

Funding Sources

FY2026 Budget
$604K

Total Budget (all years)
$604K

Project Total
$604K

FY2026 - Future Funding Sources Breakdown

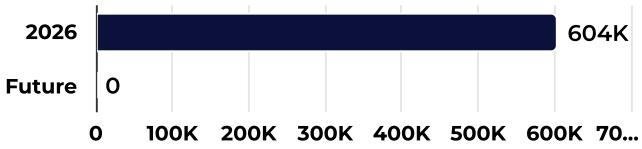

660 - Solid Waste	$603,750	100.00%

Funding Sources for Budgeted Years



660 - Solid Waste	$603,750	100.00%

Detailed Breakdown

Category	FY2026 *Proposed*	Future	Total
660 - Solid Waste	$603,750	$0	**$603,750**
Total	**$603,750**	**$0**	**$603,750**

PW SW- Pickup Truck (Cost Recovery Fund)

Overview

Request Owner Nicole Brown, Administrative Assistant III

Department Public Works

Type Capital Equipment

Description

Solid Waste Division: Pickup truck to replace vehicle 2010. This truck is primarily used in for delivery, repairing, and exchanging residential carts. The truck will be purchased as revenue funds come in for the fiscal year.

670.00.00.900-7000.01 Capital Outlay Vehicles - Minor **or Fund 820**

Details

New Purchase or Replacement: Replacement

New or Used Vehicle: New Vehicle

Supplemental Attachments

343e2d75233c02ceb130.pdf

Capital Cost

FY2026 Budget
$70K

Total Budget (all years)
$70K

Project Total
$70K

FY2026 - Future Capital Cost Breakdown

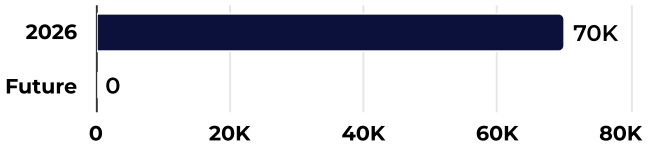

G/L Account 1	$70,000	100.00%

Capital Cost for Budgeted Years



G/L Account 1	$70,000	100.00%

Detailed Breakdown

Category	FY2026 *Proposed*	Future	Total
G/L Account 1	$70,000	$0	$70,000
Total	**$70,000**	**$0**	**$70,000**

Funding Sources

FY2026 Budget
$70K

Total Budget (all years)
$70K

Project Total
$70K

FY2026 - Future Funding Sources Breakdown

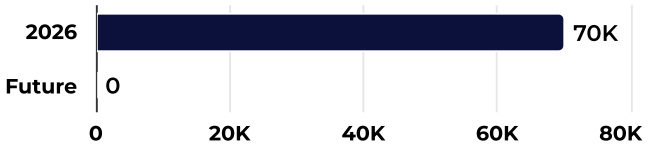

820 - Vehicles $70,000 100.00%

Funding Sources for Budgeted Years



820 - Vehicles $70,000 100.00%

Detailed Breakdown

Category	FY2026 *Proposed*	Future	Total
820 - Vehicles	$70,000	$0	**$70,000**
Total	**$70,000**	**$0**	**$70,000**

PW SW- Roll Off Garbage Truck (Cost Recovery Fund)

Overview

Request Owner	Nicole Brown, Administrative Assistant III
Department	Public Works
Type	Capital Equipment

Description

Roll Off Garbage Truck for construction, commercial, and rentals collection. The primary focus for this truck will be servicing the new growth within the city. The truck will replace 2008 and has an expected lifespan of 7 years. Price includes 10% contingency. The trucks will be purchased as revenue funds come in for the fiscal year.

Details

New Purchase or Replacement: Replacement

New or Used Vehicle: New Vehicle

Supplemental Attachments

107ccb98572878ca90d6.pdf

Capital Cost

FY2026 Budget
$303K

Total Budget (all years)
$303K

Project Total
$303K

FY2026 - Future Capital Cost Breakdown

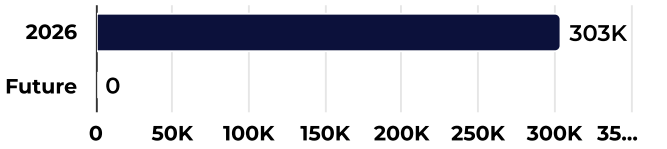

G/L Account 1	$303,347	100.00%

Capital Cost for Budgeted Years



G/L Account 1	$303,347	100.00%

Detailed Breakdown

Category	FY2026 *Proposed*	Future	Total
G/L Account 1	$303,347	$0	**$303,347**
Total	**$303,347**	**$0**	**$303,347**

Funding Sources

FY2026 Budget
$303K

Total Budget (all years)
$303K

Project Total
$303K

FY2026 - Future Funding Sources Breakdown

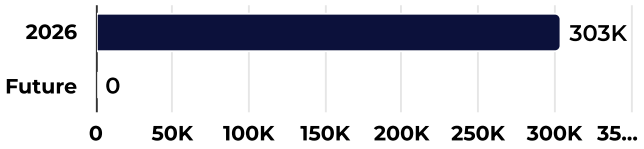

670 - Solid Waste Cost Recovery	$303,347	100.00%

Funding Sources for Budgeted Years



670 - Solid Waste Cost Recovery	$303,347	100.00%

Detailed Breakdown

Category	FY2026 *Proposed*	Future	Total
670 - Solid Waste Cost Recovery	$303,347	$0	**$303,347**
Total	**$303,347**	**$0**	**$303,347**

PW SW- Sweeper (Cost Recovery Fund)

Overview

Request Owner Nicole Brown, Administrative Assistant III

Department Public Works

Type Capital Equipment

Description

A new sweeper is needed to service the new commercial and residential areas being built and occupied. The current sweepers cannot maintain the capacity of the routes and require an additional unit. Price includes 5% contingency. The truck will be purchased as revenue funds come in for the fiscal year.

Details

New Purchase or Replacement: New

New or Used Vehicle: New Vehicle

Supplemental Attachments

927eeb19835a9ca52c1a.pdf

Capital Cost

FY2026 Budget
$504K

Total Budget (all years)
$504K

Project Total
$504K

FY2026 - Future Capital Cost Breakdown

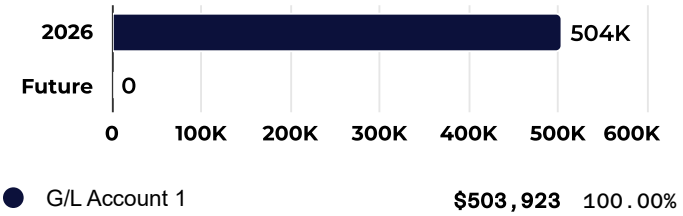

Capital Cost for Budgeted Years

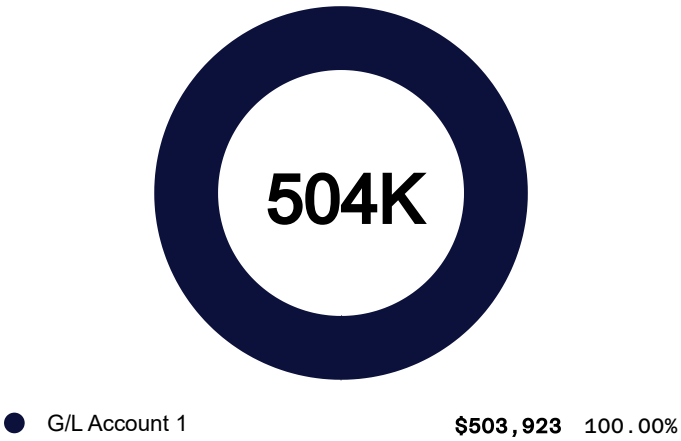

Detailed Breakdown

Category	FY2026 *Proposed*	Future	Total
G/L Account 1	$503,923	$0	**$503,923**
Total	**$503,923**	**$0**	**$503,923**

Funding Sources

FY2026 Budget
$504K

Total Budget (all years)
$504K

Project Total
$504K

FY2026 - Future Funding Sources Breakdown

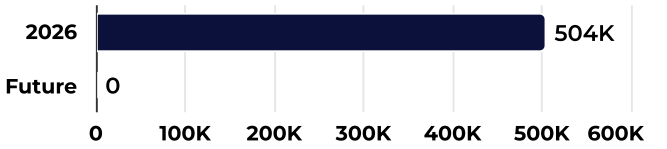

670 - Solid Waste Cost Recovery	$503,923	100.00%

Funding Sources for Budgeted Years



670 - Solid Waste Cost Recovery	$503,923	100.00%

Detailed Breakdown

Category	FY2026 *Proposed*	Future	Total
670 - Solid Waste Cost Recovery	$503,923	$0	**$503,923**
Total	**$503,923**	**$0**	**$503,923**

PW SW- Two (2) 3/4-ton Trucks

Overview

Request Owner	Nicole Brown, Administrative Assistant III
Department	Public Works
Type	Capital Equipment

Description

This is for the procurement to replace two 3/4 ton Trucks at an estimated $70K each. They will replace the following:

- **Truck #1** - will replace truck #20-6069
- **Truck #2** - will replace truck #20-1002

Details

New Purchase or Replacement: Replacement

New or Used Vehicle: New Vehicle

Supplemental Attachments

702b8f2632f2aa739731.pdf

Capital Cost

FY2026 Budget
$140K

Total Budget (all years)
$140K

Project Total
$140K

FY2026 - Future Capital Cost Breakdown

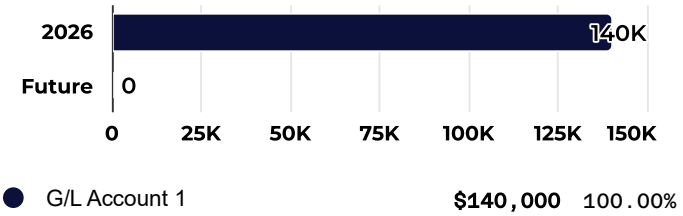

Capital Cost for Budgeted Years

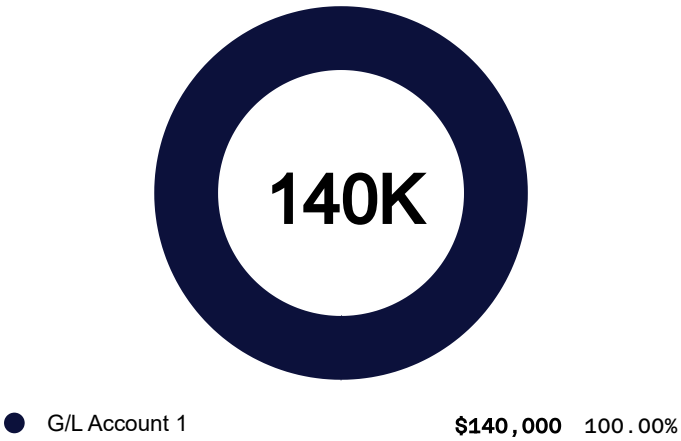

Detailed Breakdown

Category	FY2026 *Proposed*	Future	Total
G/L Account 1	$140,000	$0	**$140,000**
Total	**$140,000**	**$0**	**$140,000**

Funding Sources

FY2026 Budget	Total Budget (all years)	Project Total
$140K	**$140K**	**$140K**

FY2026 - Future Funding Sources Breakdown

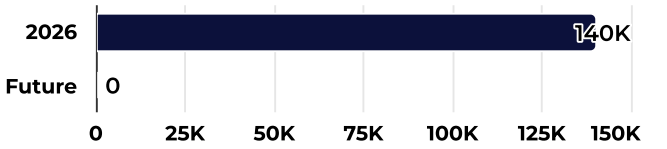

820 - Vehicles	$140,000	100.00%

Funding Sources for Budgeted Years



820 - Vehicles	$140,000	100.00%

Detailed Breakdown

Category	FY2026 *Proposed*	Future	Total
820 - Vehicles	$140,000	$0	**$140,000**
Total	**$140,000**	**$0**	**$140,000**

PW- LMD/CFD - 144" Diesel Mower

Overview

Request Owner Nicolas Karastathas, Landscape Maintenance Supervisor

Department Public Works

Type Capital Equipment

Description

LMD/CFD Division: New large mower for new parks (Exmark Zero Turn Diesel Mower). During FY 26, the LMD division has the potential to accept 3 to 4 new parks. This unit can be transported on a trailer and will service all the new and existing CFD parks. This unit is needed to keep up with the growing park system of the city.

Details

New Purchase or Replacement: New

New or Used Vehicle: New Vehicle

Capital Cost

FY2026 Budget
$80K

Total Budget (all years)
$80K

Project Total
$80K

FY2026 - Future Capital Cost Breakdown

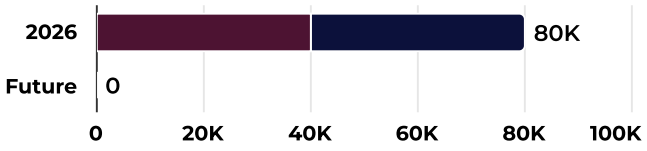

G/L Account 1	$40,000	50.00%
G/L Account 2	$40,000	50.00%

Capital Cost for Budgeted Years

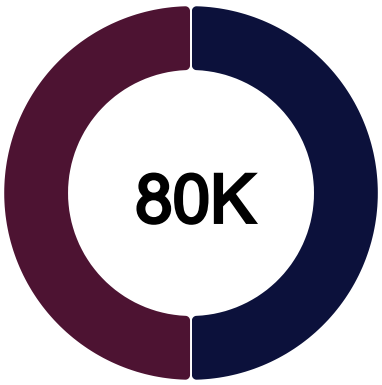

G/L Account 1	$40,000	50.00%
G/L Account 2	$40,000	50.00%

Detailed Breakdown

Category	FY2026 *Proposed*	Future	Total
G/L Account 2	$40,000	$0	**$40,000**
G/L Account 1	$40,000	$0	**$40,000**
Total	**$80,000**	**$0**	**$80,000**

Funding Sources

FY2026 Budget
$80K

Total Budget (all years)
$80K

Project Total
$80K

FY2026 - Future Funding Sources Breakdown

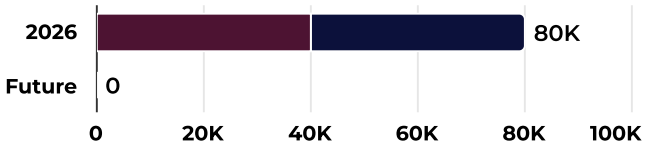

280 - LMD	$40,000	50.00%
550 - CFD	$40,000	50.00%

Funding Sources for Budgeted Years

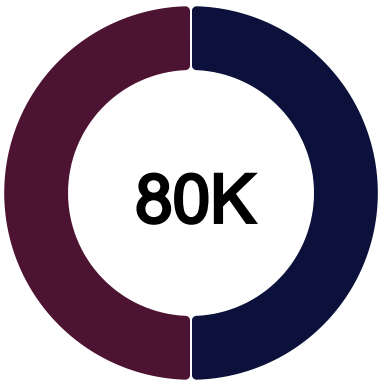

280 - LMD	$40,000	50.00%
550 - CFD	$40,000	50.00%

Detailed Breakdown

Category	FY2026 *Proposed*	Future	Total
550 - CFD	$40,000	$0	**$40,000**
280 - LMD	$40,000	$0	**$40,000**
Total	**$80,000**	**$0**	**$80,000**

PW- LMD/CFD New 3/4-ton Truck

Overview

Request Owner Nicolas Karastathas, Landscape Maintenance Supervisor

Department Public Works

Type Capital Equipment

Description

LMD/CFD Division: A new truck is needed for new CFD districts. We have added new staff over the last couple of years and not added vehicles. Staff need reliable equipment to perform their daily tasks effectively and efficiently. We have gotten hand-me-downs from water and wastewater. This vehicle will be needed to meet current and new maintenance needs in the LMD/CFD districts.

Details

New Purchase or Replacement: New

New or Used Vehicle: New Vehicle

Capital Cost

FY2026 Budget
$70K

Total Budget (all years)
$70K

Project Total
$70K

FY2026 - Future Capital Cost Breakdown

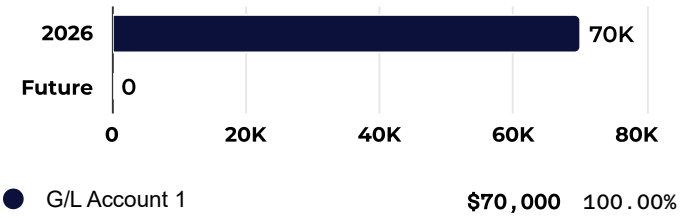

Capital Cost for Budgeted Years

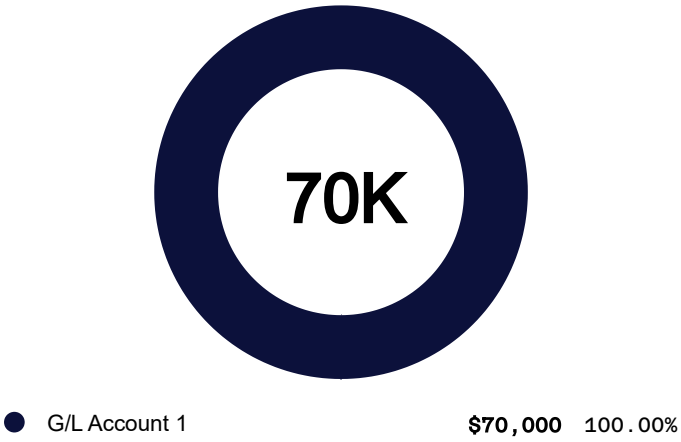

Detailed Breakdown

Category	FY2026 *Proposed*	Future	Total
G/L Account 1	$70,000	$0	**$70,000**
Total	**$70,000**	**$0**	**$70,000**

Funding Sources

FY2026 Budget
$70K

Total Budget (all years)
$70K

Project Total
$70K

FY2026 - Future Funding Sources Breakdown

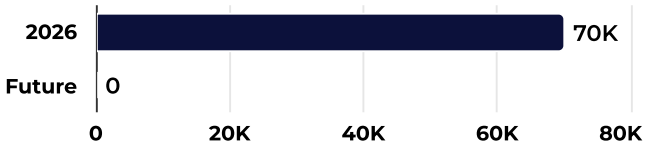

820 - Vehicles **$70,000** 100.00%

Funding Sources for Budgeted Years



820 - Vehicles **$70,000** 100.00%

Detailed Breakdown

Category	FY2026 *Proposed*	Future	Total
820 - Vehicles	$70,000	$0	**$70,000**
Total	**$70,000**	**$0**	**$70,000**

PW- LMD/CFD New 72" Mower

Overview

Request Owner Nicolas Karastathas, Landscape Maintenance Supervisor

Department Public Works

Type Capital Equipment

Description

LMD/CFD Division: A new mower (Exmark zero turn mower) is needed for the new mowing of parks and no-mow areas. The mower will be used in new, existing, and upcoming LMD/CFD Districts.

Details

New Purchase or Replacement: New

New or Used Vehicle: New Vehicle

Capital Cost

FY2026 Budget
$28.5K

Total Budget (all years)
$28.5K

Project Total
$28.5K

FY2026 - Future Capital Cost Breakdown

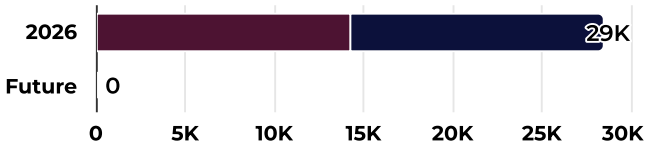

G/L Account 1	$14,250	50.00%
G/L Account 2	$14,250	50.00%

Capital Cost for Budgeted Years

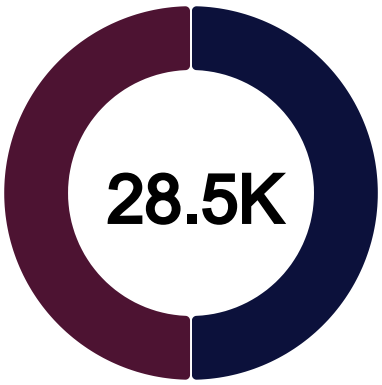

G/L Account 1	$14,250	50.00%
G/L Account 2	$14,250	50.00%

Detailed Breakdown

Category	FY2026 *Proposed*	Future	Total
G/L Account 2	$14,250	$0	**$14,250**
G/L Account 1	$14,250	$0	**$14,250**
Total	**$28,500**	**$0**	**$28,500**

Funding Sources

FY2026 Budget
$28.5K

Total Budget (all years)
$28.5K

Project Total
$28.5K

FY2026 - Future Funding Sources Breakdown

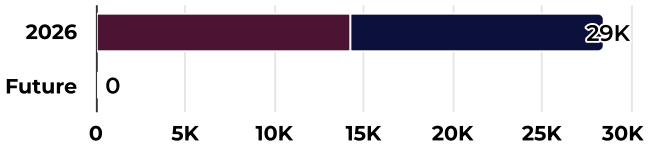

280 - LMD	$14,250	50.00%
550 - CFD	$14,250	50.00%

Funding Sources for Budgeted Years

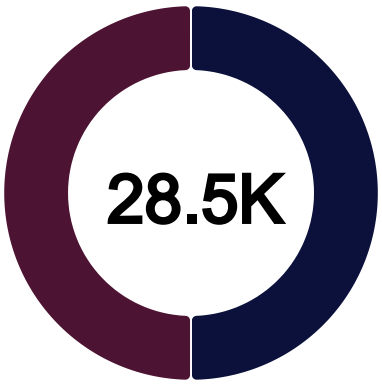

280 - LMD	$14,250	50.00%
550 - CFD	$14,250	50.00%

Detailed Breakdown

Category	FY2026 *Proposed*	Future	Total
550 - CFD	$14,250	$0	**$14,250**
280 - LMD	$14,250	$0	**$14,250**
Total	**$28,500**	**$0**	**$28,500**

PW- LMD/CFD New 96" Diesel Mower

Overview

Request Owner Nicolas Karastathas, Landscape Maintenance Supervisor

Department Public Works

Type Capital Equipment

Description

LMD/CFD Division: This mower was requested in FY 25 and may be entered as a stand-alone request. This unit is needed to mow new and existing parks within the LMD/CFD districts. (Exmark zero turn diesel mower)

Details

New Purchase or Replacement: New

New or Used Vehicle: New Vehicle

Capital Cost

FY2026 Budget
$51K

Total Budget (all years)
$51K

Project Total
$51K

FY2026 - Future Capital Cost Breakdown

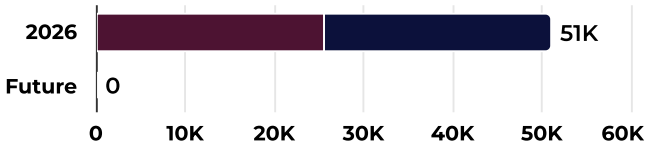

G/L Account 1	$25,500	50.00%
G/L Account 2	$25,500	50.00%

Capital Cost for Budgeted Years

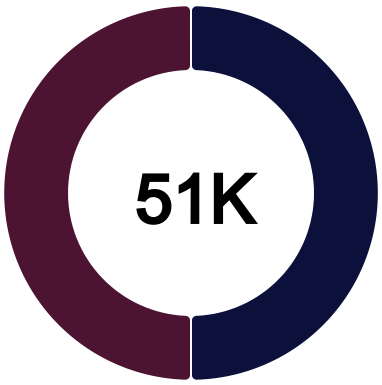

G/L Account 1	$25,500	50.00%
G/L Account 2	$25,500	50.00%

Detailed Breakdown

Category	FY2026 *Proposed*	Future	Total
G/L Account 2	$25,500	$0	**$25,500**
G/L Account 1	$25,500	$0	**$25,500**
Total	**$51,000**	**$0**	**$51,000**

Funding Sources

FY2026 Budget
$51K

Total Budget (all years)
$51K

Project Total
$51K

FY2026 - Future Funding Sources Breakdown

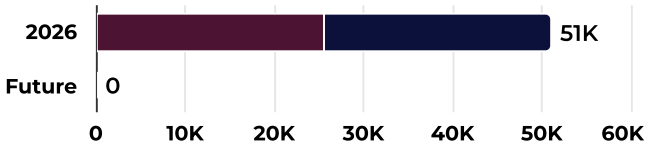

280 - LMD	$25,500	50.00%
550 - CFD	$25,500	50.00%

Funding Sources for Budgeted Years

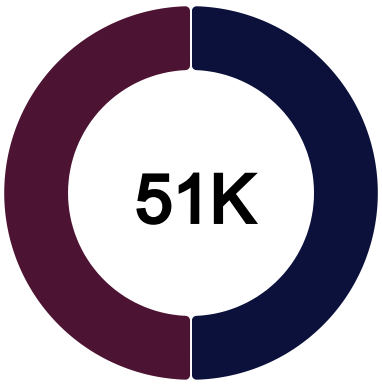

280 - LMD	$25,500	50.00%
550 - CFD	$25,500	50.00%

Detailed Breakdown

Category	FY2026 *Proposed*	Future	Total
550 - CFD	$25,500	$0	**$25,500**
280 - LMD	$25,500	$0	**$25,500**
Total	**$51,000**	**$0**	**$51,000**

PW- LMD/CFD Replacement 3/4-ton Truck

Overview

Request Owner Nicolas Karastathas, Landscape Maintenance Supervisor

Department Public Works

Type Capital Equipment

Description

LMD/CFD Division: Vehicle 9090 was purchased in 2008 and has excessive maintenance costs, plus it is 2 years past its recommended replacement time of 15 years. Staff need reliable equipment to perform their daily tasks effectively and efficiently. Breakdowns waste time. Staff need to feel confident each day that their equipment will get them to and from the job site, enabling them to complete their job. LMD division is taking on more responsibilities each year. Reliable equipment is needed to serve the citizens of Manteca.

Details

New Purchase or Replacement: Replacement

New or Used Vehicle: New Vehicle

Capital Cost

FY2026 Budget
$70K

Total Budget (all years)
$70K

Project Total
$70K

FY2026 - Future Capital Cost Breakdown

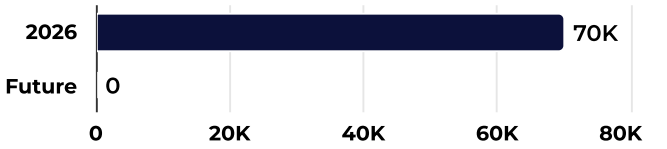

G/L Account 1	$70,000	100.00%

Capital Cost for Budgeted Years



G/L Account 1	$70,000	100.00%

Detailed Breakdown

Category	FY2026 *Proposed*	Future	Total
G/L Account 1	$70,000	$0	$70,000
Total	**$70,000**	**$0**	**$70,000**

Funding Sources

FY2026 Budget	Total Budget (all years)	Project Total
$70K	**$70K**	**$70K**

FY2026 - Future Funding Sources Breakdown

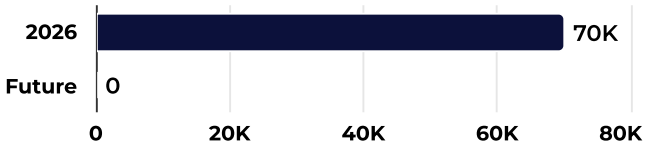

820 - Vehicles	$70,000	100.00%

Funding Sources for Budgeted Years



820 - Vehicles	$70,000	100.00%

Detailed Breakdown

Category	FY2026 *Proposed*	Future	Total
820 - Vehicles	$70,000	$0	**$70,000**
Total	**$70,000**	**$0**	**$70,000**

PW- LMD/CFD Replacement 3/4-ton Truck

Overview

Request Owner Nicolas Karastathas, Landscape Maintenance Supervisor

Department Public Works

Type Capital Equipment

Description

Vehicle 9064 was purchased in 2003 and has excessive maintenance costs, plus it is 8 years over its life expectancy of 15 years. Staff need reliable equipment to perform their daily tasks effectively and efficiently. Breakdowns waste time. Staff need to feel confident each day that their equipment will get them to and from the job site, enabling them to complete their job productively. LMD division is taking on more responsibilities each year. Reliable equipment is needed to serve the citizens of Manteca.

Details

New Purchase or Replacement: Replacement

New or Used Vehicle: New Vehicle

Capital Cost

FY2026 Budget
$70K

Total Budget (all years)
$70K

Project Total
$70K

FY2026 - Future Capital Cost Breakdown

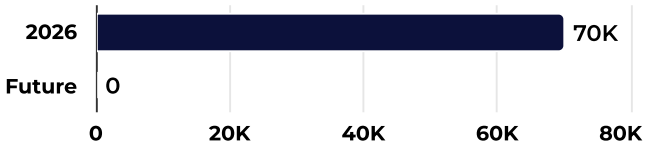

G/L Account 1	$70,000	100.00%

Capital Cost for Budgeted Years



G/L Account 1	$70,000	100.00%

Detailed Breakdown

Category	FY2026 *Proposed*	Future	Total
G/L Account 1	$70,000	$0	**$70,000**
Total	**$70,000**	**$0**	**$70,000**

Funding Sources

FY2026 Budget
$70K

Total Budget (all years)
$70K

Project Total
$70K

FY2026 - Future Funding Sources Breakdown

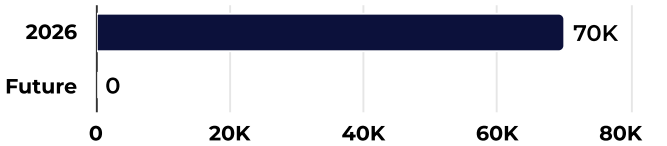

280 - LMD $70,000 100.00%

Funding Sources for Budgeted Years



280 - LMD $70,000 100.00%

Detailed Breakdown

Category	FY2026 *Proposed*	Future	Total
280 - LMD	$70,000	$0	**$70,000**
Total	**$70,000**	**$0**	**$70,000**

PW- LMD/CFD Replacement 72" Diesel Mower

Overview

Request Owner Nicolas Karastathas, Landscape Maintenance Supervisor

Department Public Works

Type Capital Equipment

Description

This replacement unit is to replace LMD 105. LMD 105 is over 12 years old and exceeded its life expectancy. LMD105 burns oil and has excessive maintenance costs to keep operational. A new unit is needed to keep up with existing LMD/CFD mowing responsibilities. (Exmark zero turn diesel mowers)

Details

New Purchase or Replacement: Replacement

New or Used Vehicle: New Vehicle

Capital Cost

FY2026 Budget
$28.5K

Total Budget (all years)
$28.5K

Project Total
$28.5K

FY2026 - Future Capital Cost Breakdown

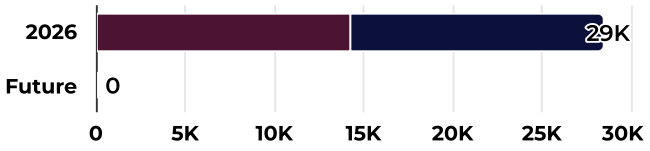

G/L Account 1	$14,250	50.00%
G/L Account 2	$14,250	50.00%

Capital Cost for Budgeted Years

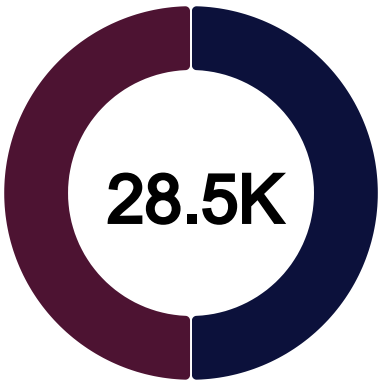

G/L Account 1	$14,250	50.00%
G/L Account 2	$14,250	50.00%

Detailed Breakdown

Category	FY2026 *Proposed*	Future	Total
G/L Account 2	$14,250	$0	**$14,250**
G/L Account 1	$14,250	$0	**$14,250**
Total	**$28,500**	**$0**	**$28,500**

Funding Sources

FY2026 Budget
$28.5K

Total Budget (all years)
$28.5K

Project Total
$28.5K

FY2026 - Future Funding Sources Breakdown

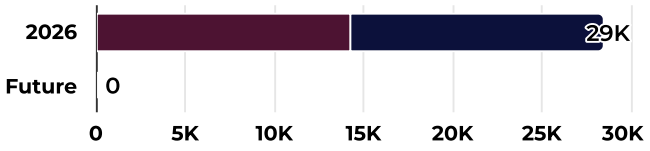

280 - LMD	$14,250	50.00%
550 - CFD	$14,250	50.00%

Funding Sources for Budgeted Years

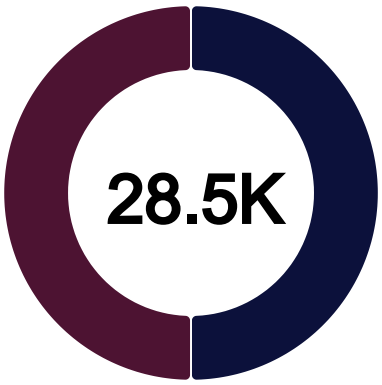

280 - LMD	$14,250	50.00%
550 - CFD	$14,250	50.00%

Detailed Breakdown

Category	FY2026 *Proposed*	Future	Total
550 - CFD	$14,250	$0	**$14,250**
280 - LMD	$14,250	$0	**$14,250**
Total	**$28,500**	**$0**	**$28,500**

PW- LMD/CFD Replacement GO 4 Interceptor Cart

Overview

Request Owner Nicolas Karastathas, Landscape Maintenance Supervisor

Department Public Works

Type Capital Equipment

Description

LMD/CFD Division: Vehicle 9093 was purchased in 2014 and experiencing ongoing engine problems and old age have made the unit unusable. The replacement unit will help with pre-and post-emergent herbicide application in existing and new districts. With all the added responsibilities, 2 units are needed to keep up with the workload of the division. Unit includes spray tank and pump.

Details

New Purchase or Replacement: Replacement

New or Used Vehicle: New Vehicle

Capital Cost

FY2026 Budget
$52K

Total Budget (all years)
$52K

Project Total
$52K

FY2026 - Future Capital Cost Breakdown

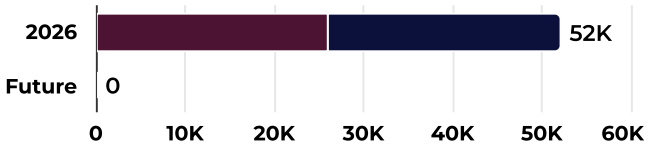

G/L Account 1	$26,000	50.00%
G/L Account 2	$26,000	50.00%

Capital Cost for Budgeted Years

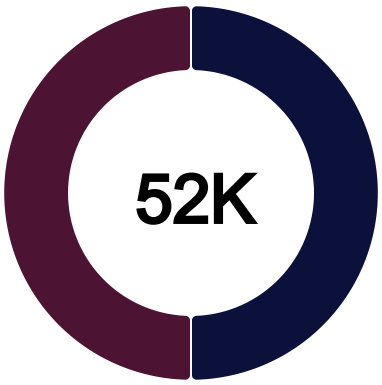

G/L Account 1	$26,000	50.00%
G/L Account 2	$26,000	50.00%

Detailed Breakdown

Category	FY2026 *Proposed*	Future	Total
G/L Account 2	$26,000	$0	**$26,000**
G/L Account 1	$26,000	$0	**$26,000**
Total	**$52,000**	**$0**	**$52,000**

Funding Sources

FY2026 Budget
$52K

Total Budget (all years)
$52K

Project Total
$52K

FY2026 - Future Funding Sources Breakdown

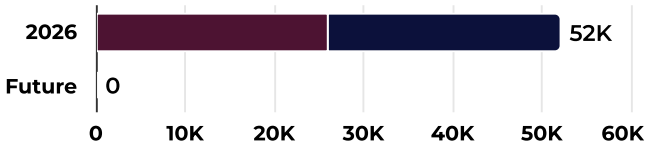

280 - LMD	$26,000	50.00%
550 - CFD	$26,000	50.00%

Funding Sources for Budgeted Years

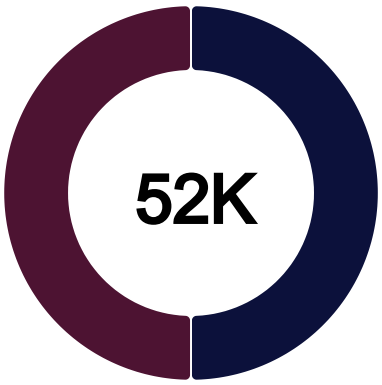

280 - LMD	$26,000	50.00%
550 - CFD	$26,000	50.00%

Detailed Breakdown

Category	FY2026 *Proposed*	Future	Total
550 - CFD	$26,000	$0	**$26,000**
280 - LMD	$26,000	$0	**$26,000**
Total	**$52,000**	**$0**	**$52,000**

PW- Parks & LMD/CFD Replacement Chipper Truck

Overview

Request Owner	Nicolas Karastathas, Landscape Maintenance Supervisor
Department	Public Works
Type	Capital Equipment

Description

LMD/CFD & Parks Divisions: The Parks and LMD divisions are asking for this shared truck to be replaced. Unit 90-9049 is 30 years old. It was retired in FY 25 due to excessive maintenance costs. Both divisions will utilize this vehicle for their tree maintenance programs. Staff will be able to mobilize and complete work in a more timely and effective manner.

Details

New Purchase or Replacement: Replacement

New or Used Vehicle: New Vehicle

Capital Cost

FY2026 Budget
$140K

Total Budget (all years)
$140K

Project Total
$140K

FY2026 - Future Capital Cost Breakdown

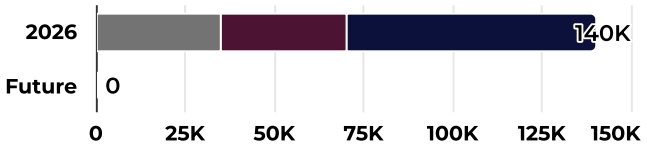

G/L Account 1	$70,000	50.00%
G/L Account 2	$35,000	25.00%
G/L Account 3	$35,000	25.00%

Capital Cost for Budgeted Years

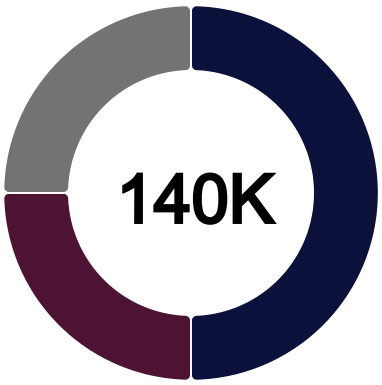

G/L Account 1	$70,000	50.00%
G/L Account 2	$35,000	25.00%
G/L Account 3	$35,000	25.00%

Detailed Breakdown

Category	FY2026 *Proposed*	Future	Total
G/L Account 1	$70,000	$0	**$70,000**
G/L Account 3	$35,000	$0	**$35,000**
G/L Account 2	$35,000	$0	**$35,000**
Total	**$140,000**	**$0**	**$140,000**

Funding Sources

FY2026 Budget
$140K

Total Budget (all years)
$140K

Project Total
$140K

FY2026 - Future Funding Sources Breakdown

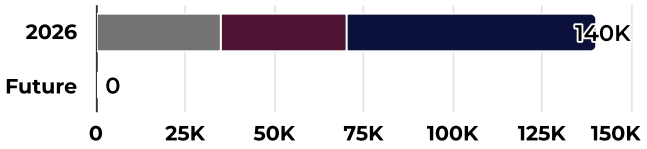

100 - General Fund	$70,000	50.00%
280 - LMD	$35,000	25.00%
550 - CFD	$35,000	25.00%

Funding Sources for Budgeted Years

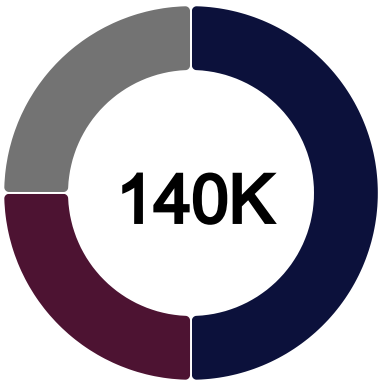

100 - General Fund	$70,000	50.00%
280 - LMD	$35,000	25.00%
550 - CFD	$35,000	25.00%

Detailed Breakdown

Category	FY2026 *Proposed*	Future	Total
100 - General Fund	$70,000	$0	**$70,000**
550 - CFD	$35,000	$0	**$35,000**
280 - LMD	$35,000	$0	**$35,000**
Total	**$140,000**	**$0**	**$140,000**

PW- Parks Utility Trailer 7'x14'

Overview

Request Owner	Cody Ross, Parks/Golf Maintenance Manager
Department	Public Works
Type	Capital Equipment
Project Number	24128

Description

7'X14' Utility Trailer with 5.2K GVWR axels and brakes, steel floor, solid sides with pipe top, tongue tool box, 12" extended rear gate with Gorilla lift and spare tire. Trailer will be used for transporting mowers, pruning equipment, homeless cleanups, and other miscellaneous needs. New equipment.

Details

New/Replacement: New

Useful Life: 941

Capital Cost

FY2026 Budget
$0

Total Budget (all years)
$0

Project Total (to date)
$9K

FY2026 - Future Capital Cost Breakdown

G/L Account 1 $0 N/A

Capital Cost for Budgeted Years



G/L Account 1 $0 N/A

Detailed Breakdown

Category	FY2026 *Proposed*	Future	Total
G/L Account 1	$0	$0	$0
Total	**$0**	**$0**	**$0**

Funding Sources

FY2026 Budget	Total Budget (all years)	Project Total
$0	**$0**	**$0**

FY2026 - Future Funding Sources Breakdown

100 - General Fund	$0	N/A

Funding Sources for Budgeted Years



100 - General Fund	$0	N/A

Detailed Breakdown

Category	FY2026 *Proposed*	Future	Total
100 - General Fund	$0	$0	**$0**
Total	**$0**	**$0**	**$0**

Radio System 15026

Overview

Request Owner	Nicole Brown, Administrative Assistant III
Department	Public Works
Type	Capital Equipment
Project Number	22033

Description

Upgrade the Public Works/ Parks shared radio facilities from a "wideband" system to a "narrowband" system

Details

New/Replacement: 660.00.00.900-7000.03

Useful Life: 44173

Capital Cost

FY2026 Budget
$0

Total Budget (all years)
$0

Project Total (to date)
$100K

FY2026 - Future Capital Cost Breakdown

G/L Account 1 **$0** N/A

Capital Cost for Budgeted Years



G/L Account 1 **$0** N/A

Detailed Breakdown

Category	FY2026 *Proposed*	Future	Total
G/L Account 1	$0	$0	**$0**
Total	**$0**	**$0**	**$0**

Funding Sources

FY2026 Budget
$0

Total Budget (all years)
$0

Project Total
$0

FY2026 - Future Funding Sources Breakdown

660 - Solid Waste **$0** N/A

Funding Sources for Budgeted Years



660 - Solid Waste **$0** N/A

Detailed Breakdown

Category	FY2026 *Proposed*	Future	Total
660 - Solid Waste	$0	$0	**$0**
Total	**$0**	**$0**	**$0**

Replace Fencing along Crom Street

Overview

Request Owner	Michael Rosales, Parks Planning & Development Manager
Department	Public Works
Type	Capital Equipment
Project Number	24037

Description

Golf Division: Replace the chain link fence that runs along Crom Street that stretches from the 6th green to the 3rd green. The chain-link fence that runs along Crom Street is 20+ years old and has been damaged many times over the years by falling trees, car accidents and wear and tear over the years.

Images

Crom Street Fencing

Fencing along Crom Street - north side of Manteca Golf Course

Details

New/Replacement: 620.00.00.900-8350.07

Useful Life: 0

Capital Cost

FY2026 Budget
$0

Total Budget (all years)
$0

Project Total (to date)
$280K

FY2026 - Future Capital Cost Breakdown



G/L Account 1 **$0** N/A

Capital Cost for Budgeted Years



G/L Account 1 **$0** N/A

Detailed Breakdown

Category	FY2026 *Proposed*	FY2027 *Proposed*	FY2028 *Proposed*	FY2029 *Proposed*	Future	Total
G/L Account 1	$0	$0	$0	$0	$0	**$0**
Total	**$0**	**$0**	**$0**	**$0**	**$0**	**$0**

Funding Sources

FY2026 Budget
$0

Total Budget (all years)
$0

Project Total
$0

FY2026 - Future Funding Sources Breakdown



100 - General Fund $0 N/A

Funding Sources for Budgeted Years



100 - General Fund $0 N/A

Detailed Breakdown

Category	FY2026 *Proposed*	FY2027 *Proposed*	FY2028 *Proposed*	Future	Total
100 - General Fund	$0	$0	$0	$0	**$0**
Total	**$0**	**$0**	**$0**	**$0**	**$0**

Replace Netting near #1 Fairway

Overview

Request Owner	Eric Eguaras, Golf Course Supervisor
Department	Public Works
Type	Capital Equipment
Project Number	24035

Description

Replace netting to the left of the 1st fairway that protects the apartment complex from incoming golf balls. The netting to the left of the 1st fairway is weathered and is tearing in many locations. The netting is over 10 years old and has been damaged by the heavy winds that have occurred during the winter.

Project is complete, and will be closed at FY25 yearend.

Details

New/Replacement: 620.00.00.900-8350.07

Useful Life: 70000

Capital Cost

FY2026 Budget
$0

Total Budget (all years)
$0

Project Total (to date)
$70K

FY2026 - Future Capital Cost Breakdown



G/L Account 1 **$0** N/A

Capital Cost for Budgeted Years



G/L Account 1 **$0** N/A

Detailed Breakdown

Category	FY2026 *Proposed*	FY2027 *Proposed*	FY2028 *Proposed*	FY2029 *Proposed*	FY2030 *Proposed*	Future	Total
G/L Account 1	$0	$0	$0	$0	$0	$0	**$0**
Total	**$0**	**$0**	**$0**	**$0**	**$0**	**$0**	**$0**

Funding Sources

FY2026 Budget
$0

Total Budget (all years)
$0

Project Total
$0

FY2026 - Future Funding Sources Breakdown

100 - General Fund **$0** N/A

Funding Sources for Budgeted Years



100 - General Fund **$0** N/A

Detailed Breakdown

Category	FY2026 *Proposed*	FY2027 *Proposed*	FY2028 *Proposed*	Future	Total
100 - General Fund	$0	$0	$0	$0	**$0**
Total	**$0**	**$0**	**$0**	**$0**	**$0**

Replacement of 3 Electrical Panels

Overview

Request Owner	Erma Patrick, Management Analyst
Department	Public Works
Type	Capital Equipment
Project Number	24055

Description

Sewer Operations and Maintenance - Replacement of 3 Electrical Panels

This project involves the replacement of three aging electrical panels to improve the reliability, safety, and efficiency of the facility's electrical distribution system at the WQCF. The existing panels have reached the end of their service life and pose increased risks of failure and maintenance issues. The new panels will meet current electrical codes and standards, provide enhanced load management, and support future system upgrades.

Details

New/Replacement: 640.00.00.900-7000.04

Useful Life: 0

Capital Cost

FY2026 Budget	Total Budget (all years)	Project Total (to date)
$0	**$0**	**$150K**

FY2026 - Future Capital Cost Breakdown

G/L Account 1	$0	N/A

Capital Cost for Budgeted Years



G/L Account 1	$0	N/A

Detailed Breakdown

Category	FY2026 *Proposed*	Future	Total
G/L Account 1	$0	$0	**$0**
Total	**$0**	**$0**	**$0**

Funding Sources

FY2026 Budget	Total Budget (all years)	Project Total
$0	**$0**	**$0**

FY2026 - Future Funding Sources Breakdown

640 - Sewer O&M	$0	N/A

Funding Sources for Budgeted Years



640 - Sewer O&M	$0	N/A

Detailed Breakdown

Category	FY2026 *Proposed*	Future	Total
640 - Sewer O&M	$0	$0	**$0**
Total	**$0**	**$0**	**$0**

Replacement of Covered Walkway

Overview

Request Owner	Christine Villanueva, Administrative Assistant III
Department	Public Works
Type	Capital Improvement
Project Number	23028

Description

The metal and wood-covered walkway at city hall has deteriorated beyond repair. This covered walkway also supports electrical conduits to multiple buildings. The wood has dry rot and has become a safety hazard for the citizens and employees of the City of Manteca. One beam has already collapsed, and we are concerned that more failures are imminent.

Capital Cost

FY2026 Budget
$0

Total Budget (all years)
$0

Project Total
$0

FY2029 - Future Capital Cost Breakdown

G/L Account 1 **$0** N/A

Capital Cost for Budgeted Years



G/L Account 1 **$0** N/A

Detailed Breakdown

Category	FY2029 *Proposed*	Future	Total
G/L Account 1	$0	$0	**$0**
Total	**$0**	**$0**	**$0**

Funding Sources

FY2026 Budget
$0

Total Budget (all years)
$0

Project Total
$0

FY2026 - Future Funding Sources Breakdown



100 - General Fund $0 N/A

Funding Sources for Budgeted Years



100 - General Fund $0 N/A

Detailed Breakdown

Category	FY2026 *Proposed*	FY2027 *Proposed*	FY2028 *Proposed*	FY2029 *Proposed*	Future	Total
100 - General Fund	$0	$0	$0	$0	$0	**$0**
Total	**$0**	**$0**	**$0**	**$0**	**$0**	**$0**

Operational Costs

FY2026 Budget
$0

Total Budget (all years)
$0

Project Total
$0

FY2026 - Future Operational Costs Breakdown



Operational Cost 1 **$0** N/A

Operational Costs for Budgeted Years



Operational Cost 1 **$0** N/A

Detailed Breakdown

Category	FY2026 *Proposed*	FY2027 *Proposed*	FY2028 *Proposed*	FY2029 *Proposed*	Future	Total
Operational Cost 1	$0	$0	$0	$0	$0	**$0**
Total	**$0**	**$0**	**$0**	**$0**	**$0**	**$0**

Roller Steel

Overview

Request Owner	Christine Villanueva, Administrative Assistant III
Department	Public Works
Type	Capital Equipment
Project Number	24072

Description

Roller Steel

Details

New/Replacement: 820.40.60.000-7000.02

Useful Life: 76657

Capital Cost

FY2026 Budget	Total Budget (all years)	Project Total (to date)
$0	**$0**	**$104K**

FY2026 - Future Capital Cost Breakdown

G/L Account 1 **$0** N/A

Capital Cost for Budgeted Years



G/L Account 1 **$0** N/A

Detailed Breakdown

Category	FY2026 *Proposed*	Future	Total
G/L Account 1	$0	$0	**$0**
Total	**$0**	**$0**	**$0**

Funding Sources

FY2026 Budget	Total Budget (all years)	Project Total
$0	**$0**	**$0**

FY2026 - Future Funding Sources Breakdown

820 - Vehicles	$0	N/A

Funding Sources for Budgeted Years



820 - Vehicles	$0	N/A

Detailed Breakdown

Category	FY2026 *Proposed*	Future	Total
820 - Vehicles	$0	$0	**$0**
Total	**$0**	**$0**	**$0**

Routing Software

Overview

Request Owner	Nicole Brown, Administrative Assistant III
Department	Public Works
Type	Capital Equipment
Project Number	24044

Description

Routing software to bring operations up to par with industry's modern technology, efficiency, accuracy and accountability of service for both customers and operators.

Details

New Purchase or Replacement: New

Capital Cost

FY2026 Budget	Total Budget (all years)	Project Total (to date)
$0	**$0**	**$315K**

FY2026 - Future Capital Cost Breakdown

G/L Account 1 $0 N/A

Capital Cost for Budgeted Years



G/L Account 1 $0 N/A

Detailed Breakdown

Category	FY2026 *Proposed*	Future	Total
G/L Account 1	$0	$0	**$0**
Total	**$0**	**$0**	**$0**

Funding Sources

FY2026 Budget	Total Budget (all years)	Project Total
$0	**$0**	**$0**

FY2026 - Future Funding Sources Breakdown

660 - Solid Waste **$0** N/A

Funding Sources for Budgeted Years



660 - Solid Waste **$0** N/A

Detailed Breakdown

Category	FY2026 *Proposed*	Future	Total
660 - Solid Waste	$0	$0	**$0**
Total	**$0**	**$0**	**$0**

Rubber Tire Loader

Overview

Request Owner	Christine Villanueva, Administrative Assistant III
Department	Public Works
Type	Capital Equipment
Project Number	24105

Description

This Rubber Tire Loader is ideal for loading and moving large quantities of materials like asphalt, gravel or dirt. Its rubber tires make it road-friendly for urban areas.

Rubber Tire Loader: John Deere 210 P-Tire Tractor Loader

Details

New/Replacement: 820.40.60.000-7000.99

Useful Life: 145770

Capital Cost

FY2026 Budget	Total Budget (all years)	Project Total (to date)
$0	**$0**	**$155K**

FY2026 - Future Capital Cost Breakdown

G/L Account 1	$0	N/A

Capital Cost for Budgeted Years



G/L Account 1	$0	N/A

Detailed Breakdown

Category	FY2026 *Proposed*	Future	Total
G/L Account 1	$0	$0	$0
Total	**$0**	**$0**	**$0**

Funding Sources

FY2026 Budget
$0

Total Budget (all years)
$0

Project Total
$0

FY2026 - Future Funding Sources Breakdown

820 - Vehicles **$0** N/A

Funding Sources for Budgeted Years



820 - Vehicles **$0** N/A

Detailed Breakdown

Category	FY2026 *Proposed*	Future	Total
820 - Vehicles	$0	$0	**$0**
Total	**$0**	**$0**	**$0**

Sign Table

Overview

Request Owner	Christine Villanueva, Administrative Assistant III
Department	Public Works
Type	Capital Equipment
Project Number	24100

Description

Sign Table

Details

New/Replacement: 420.40.70.570-7000.03

Useful Life: 0

Capital Cost

FY2026 Budget	Total Budget (all years)	Project Total (to date)
$0	**$0**	**$26.5K**

FY2026 - Future Capital Cost Breakdown

G/L Account 1	$0	N/A

Capital Cost for Budgeted Years



G/L Account 1	$0	N/A

Detailed Breakdown

Category	FY2026 *Proposed*	Future	Total
G/L Account 1	$0	$0	$0
Total	**$0**	**$0**	**$0**

Funding Sources

FY2026 Budget
$0

Total Budget (all years)
$0

Project Total
$0

FY2026 - Future Funding Sources Breakdown

420 - Gas Tax/Street Improvement **$0** N/A

Funding Sources for Budgeted Years



420 - Gas Tax/Street Improvement **$0** N/A

Detailed Breakdown

Category	FY2026 *Proposed*	Future	Total
420 - Gas Tax/Street Improvement	$0	$0	**$0**
Total	**$0**	**$0**	**$0**

Single Axle Dump Truck No. 1

Overview

Request Owner	Christine Villanueva, Administrative Assistant III
Department	Public Works
Type	Capital Equipment
Project Number	24104

Description

This Single Axle Dump truck is used for hauling and dumping materials on smaller streets or tight areas where larger trucks can’t easily fit.

Details

New Purchase or Replacement: Replacement

New or Used Vehicle: 0

Capital Cost

FY2026 Budget
$0

Total Budget (all years)
$0

Project Total (to date)
$275K

FY2026 - Future Capital Cost Breakdown

G/L Account 1 $0 N/A

Capital Cost for Budgeted Years



G/L Account 1 $0 N/A

Detailed Breakdown

Category	FY2026 *Proposed*	Future	Total
G/L Account 1	$0	$0	$0
Total	**$0**	**$0**	**$0**

Funding Sources

FY2026 Budget	Total Budget (all years)	Project Total
$0	**$0**	**$0**

FY2026 - Future Funding Sources Breakdown

820 - Vehicles **$0** N/A

Funding Sources for Budgeted Years



820 - Vehicles **$0** N/A

Detailed Breakdown

Category	FY2026 *Proposed*	Future	Total
820 - Vehicles	$0	$0	**$0**
Total	**$0**	**$0**	**$0**

Single Axle Dump Truck No. 2

Overview

Request Owner	Christine Villanueva, Administrative Assistant III
Department	Public Works
Type	Capital Equipment
Project Number	24109

Description

Single Axle Dump Truck No. 2 M2 106 Dump Truck

This truck is smaller and more maneuverable. This dump truck delivers materials to tight work zones, like residential streets or alleyways.

Details

New Purchase or Replacement: Replacement

New or Used Vehicle: 0

Capital Cost

FY2026 Budget	Total Budget (all years)	Project Total (to date)
$0	**$0**	**$275K**

FY2026 - Future Capital Cost Breakdown

G/L Account 1	$0	N/A

Capital Cost for Budgeted Years



G/L Account 1	$0	N/A

Detailed Breakdown

Category	FY2026 *Proposed*	Future	Total
G/L Account 1	$0	$0	**$0**
Total	**$0**	**$0**	**$0**

Funding Sources

FY2026 Budget	Total Budget (all years)	Project Total
$0	**$0**	**$0**

FY2026 - Future Funding Sources Breakdown

820 - Vehicles	$0	N/A

Funding Sources for Budgeted Years



820 - Vehicles	$0	N/A

Detailed Breakdown

Category	FY2026 *Proposed*	Future	Total
820 - Vehicles	$0	$0	**$0**
Total	**$0**	**$0**	**$0**

Skid Steer

Overview

Request Owner	Christine Villanueva, Administrative Assistant III
Department	Public Works
Type	Capital Equipment
Project Number	24116

Description

Streets Division: Skid Steer

Details

New/Replacement: 820.40.60.000-7000.02

Useful Life: 111906

Capital Cost

FY2026 Budget
$0

Total Budget (all years)
$0

Project Total (to date)
$125K

FY2026 - Future Capital Cost Breakdown



G/L Account 1 $0 N/A

Capital Cost for Budgeted Years



G/L Account 1 $0 N/A

Detailed Breakdown

Category	FY2026 *Proposed*	FY2027 *Proposed*	FY2028 *Proposed*	FY2029 *Proposed*	Future	Total
G/L Account 1	$0	$0	$0	$0	$0	**$0**
Total	**$0**	**$0**	**$0**	**$0**	**$0**	**$0**

Funding Sources

FY2026 Budget
$0

Total Budget (all years)
$0

Project Total
$0

FY2026 - Future Funding Sources Breakdown



100 - General Fund **$0** N/A

Funding Sources for Budgeted Years



100 - General Fund **$0** N/A

Detailed Breakdown

Category	FY2026 *Proposed*	FY2027 *Proposed*	FY2028 *Proposed*	Future	Total
100 - General Fund	$0	$0	$0	$0	**$0**
Total	**$0**	**$0**	**$0**	**$0**	**$0**

Solar Lighting at Civic Center (Center St.)

Overview

Request Owner	Erma Patrick, Management Analyst
Department	Public Works
Type	Capital Improvement
Project Number	24095

Description

Solar Lighting at Civic Center (Center St.)

Capital Cost

FY2026 Budget
$0

Total Budget (all years)
$0

Project Total (to date)
$48.8K

FY2026 - Future Capital Cost Breakdown



Capital Cost for Budgeted Years



Detailed Breakdown

Category	FY2026 *Proposed*	FY2027 *Proposed*	FY2028 *Proposed*	FY2029 *Proposed*	Future	Total
G/L Account 1	$0	$0	$0	$0	$0	**$0**
Total	**$0**	**$0**	**$0**	**$0**	**$0**	**$0**

Funding Sources

FY2026 Budget
$0

Total Budget (all years)
$0

Project Total
$0

FY2026 - Future Funding Sources Breakdown



100 - General Fund $0 N/A

Funding Sources for Budgeted Years



100 - General Fund $0 N/A

Detailed Breakdown

Category	FY2026 *Proposed*	FY2027 *Proposed*	FY2028 *Proposed*	FY2029 *Proposed*	Future	Total
100 - General Fund	$0	$0	$0	$0	$0	**$0**
Total	**$0**	**$0**	**$0**	**$0**	**$0**	**$0**

Operational Costs

FY2026 Budget
$0

Total Budget (all years)
$0

Project Total
$0

FY2026 - Future Operational Costs Breakdown



Operational Cost 1 **$0** N/A

Operational Costs for Budgeted Years



Operational Cost 1 **$0** N/A

Detailed Breakdown

Category	FY2026 *Proposed*	FY2027 *Proposed*	FY2028 *Proposed*	FY2029 *Proposed*	Future	Total
Operational Cost 1	$0	$0	$0	$0	$0	**$0**
Total	**$0**	**$0**	**$0**	**$0**	**$0**	**$0**

Solar Lighting at Tony B Marshall Park (for Pickleball Courts)

Overview

Request Owner	Erma Patrick, Management Analyst
Department	Public Works
Type	Capital Improvement
Project Number	25009

Description

Solar Lighting at Tony B Marshall Park (for Pickleball Courts)

Project will be complete by end of Fiscal Year expending encumbered ARPA Funds

Capital Cost

FY2026 Budget	Total Budget (all years)	Project Total (to date)
$0	**$0**	**$15K**

FY2026 - Future Capital Cost Breakdown



G/L Account 1	$0	N/A
G/L Account 2	$0	N/A
G/L Account 3	$0	N/A
G/L Account 4	$0	N/A

Capital Cost for Budgeted Years



G/L Account 1	$0	N/A
G/L Account 2	$0	N/A
G/L Account 3	$0	N/A
G/L Account 4	$0	N/A

Detailed Breakdown

Category	FY2026 *Proposed*	FY2027 *Proposed*	FY2028 *Proposed*	FY2029 *Proposed*	Future	Total
G/L Account 4	$0	$0	$0	$0	$0	**$0**
G/L Account 3	$0	$0	$0	$0	$0	**$0**
G/L Account 2	$0	$0	$0	$0	$0	**$0**
G/L Account 1	$0	$0	$0	$0	$0	**$0**
Total	**$0**	**$0**	**$0**	**$0**	**$0**	**$0**

Funding Sources

FY2026 Budget
$0

Total Budget (all years)
$0

Project Total
$0

FY2026 - Future Funding Sources Breakdown



100 - General Fund $0 N/A

Funding Sources for Budgeted Years



100 - General Fund $0 N/A

Detailed Breakdown

Category	FY2026 *Proposed*	FY2027 *Proposed*	FY2028 *Proposed*	FY2029 *Proposed*	Future	Total
100 - General Fund	$0	$0	$0	$0	$0	**$0**
Total	**$0**	**$0**	**$0**	**$0**	**$0**	**$0**

Operational Costs

FY2026 Budget
$0

Total Budget (all years)
$0

Project Total
$0

FY2026 - Future Operational Costs Breakdown



Operational Cost 1 **$0** N/A

Operational Costs for Budgeted Years



Operational Cost 1 **$0** N/A

Detailed Breakdown

Category	FY2026 *Proposed*	FY2027 *Proposed*	FY2028 *Proposed*	FY2029 *Proposed*	Future	Total
Operational Cost 1	$0	$0	$0	$0	$0	**$0**
Total	**$0**	**$0**	**$0**	**$0**	**$0**	**$0**

Solera Park Exercise Equipment

Overview

Request Owner	Lana McBroom, Budget Manager
Department	Public Works
Type	Capital Improvement
Estimated Start Date	07/1/2025
Estimated Completion Date	06/30/2026

Description

This capital project involves the installation of outdoor exercise equipment at Solera Park to promote health and wellness within the community. The scope includes the procurement and installation of a range of durable, weather-resistant fitness equipment such as various fitness equipment machines, pull-up bars, and balance features. The project will enhance recreational options, support active lifestyles, and provide a free, accessible fitness area for park visitors.

Images

Solera Park

Capital Cost

FY2026 Budget
$75K

Total Budget (all years)
$75K

Project Total
$75K

FY2026 - Future Capital Cost Breakdown

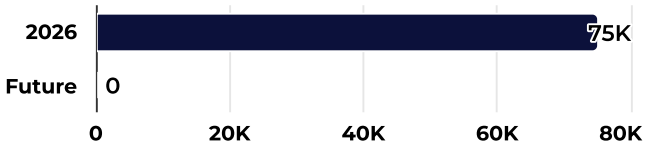

G/L Account 1 **$75,000** 100.00%

Capital Cost for Budgeted Years

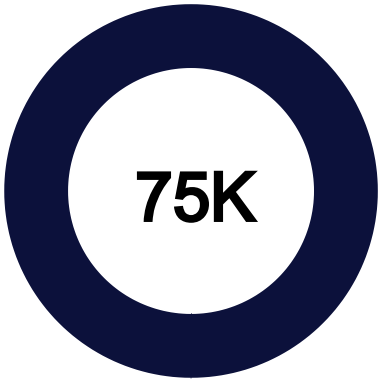

G/L Account 1 **$75,000** 100.00%

Detailed Breakdown

Category	FY2026 *Proposed*	Future	Total
G/L Account 1	$75,000	$0	**$75,000**
Total	**$75,000**	**$0**	**$75,000**

Funding Sources

FY2026 Budget
$75K

Total Budget (all years)
$75K

Project Total
$75K

FY2026 - Future Funding Sources Breakdown

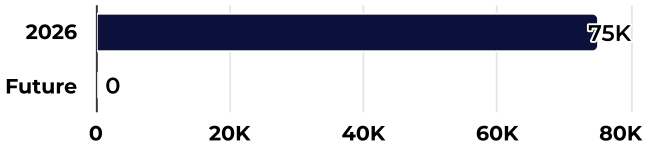

550 - CFD **$75,000** 100.00%

Funding Sources for Budgeted Years

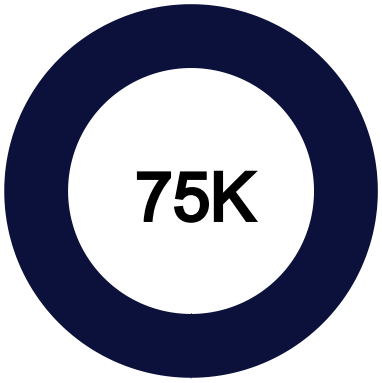

550 - CFD **$75,000** 100.00%

Detailed Breakdown

Category	FY2026 *Proposed*	Future	Total
550 - CFD	$75,000	$0	**$75,000**
Total	**$75,000**	**$0**	**$75,000**

Operational Costs

FY2026 Budget
$42K

Total Budget (all years)
$232K

Project Total
$232K

FY2026 - Future Operational Costs Breakdown

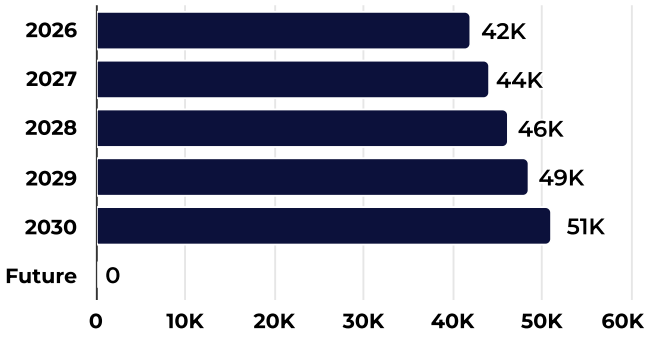

Operational Cost 1 **$232,076** 100.00%

Operational Costs for Budgeted Years

Operational Cost 1 **$232,076** 100.00%

Detailed Breakdown

Category	FY2026 *Proposed*	FY2027 *Proposed*	FY2028 *Proposed*	FY2029 *Proposed*	FY2030 *Proposed*	Future	Total
Operational Cost 1	$42,000	$44,100	$46,305	$48,620	$51,051	$0	**$232,076**
Total	**$42,000**	**$44,100**	**$46,305**	**$48,620**	**$51,051**	**$0**	**$232,076**

Storm Drain Improvements - Mellon Avenue

Overview

Request Owner Erma Patrick, Management Analyst

Department Public Works

Type Capital Improvement

Description

Improvements to the Mellon Ave Storm Drain are needed to ensure proper drainage. This area experiences local flooding during storm events. Public Works has conducted cleaning and maintenance in the surrounding area. The next step to improve the drainage is to fund a study to conduct a comprehensive assessment of the current storm drainage system and the design necessary for drainage enhancements.

Details

Type of Project: Other improvement

Benefit to Community

Expected Benefits are:

- Reduction in flood risks and water damage
- Improved environmental quality through better stormwater management
- Increased resilience to extreme weather events

Capital Cost

FY2026 Budget
$100K

Total Budget (all years)
$2M

Project Total
$2M

FY2026 - Future Capital Cost Breakdown

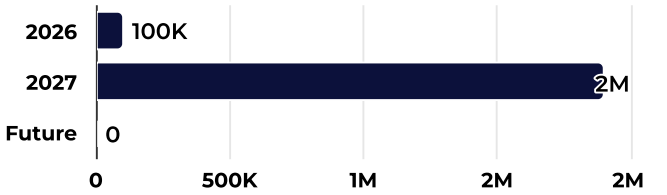

Planning Account 1 **$2,000,000** 100.00%

Capital Cost for Budgeted Years



Planning Account 1 **$2,000,000** 100.00%

Detailed Breakdown

Category	FY2026 *Proposed*	FY2027 *Proposed*	Future	Total
Planning Account 1	$100,000	$1,900,000	$0	**$2,000,000**
Total	**$100,000**	**$1,900,000**	**$0**	**$2,000,000**

Funding Sources

FY2026 Budget
$100K

Total Budget (all years)
$2M

Project Total
$2M

FY2026 - Future Funding Sources Breakdown

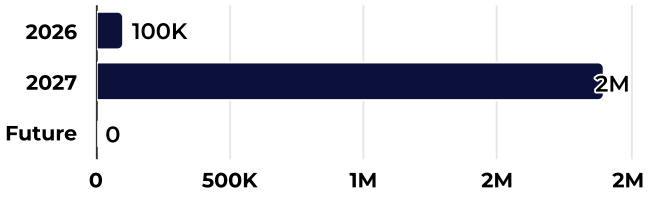

100 - General Fund **$2,000,000** 100.00%

Funding Sources for Budgeted Years



100 - General Fund **$2,000,000** 100.00%

Detailed Breakdown

Category	FY2026 *Proposed*	FY2027 *Proposed*	Future	Total
100 - General Fund	$100,000	$1,900,000	$0	**$2,000,000**
Total	**$100,000**	**$1,900,000**	**$0**	**$2,000,000**

Switchgear PLC Upgrades

Overview

Request Owner	Erma Patrick, Management Analyst
Department	Public Works
Type	Capital Equipment
Project Number	20043

Description

This project involves upgrading existing switchgear and power system PLCs to the latest supported models. The upgrade will be performed by the original switchgear system manufacturer to ensure full compatibility and to maintain system integrity. Utilizing the manufacturer for the upgrade ensures that the new equipment is covered under warranty and meets current industry standards for reliability, safety, and performance.

Details

New Purchase or Replacement: 640.00.00.900-7000.04

Capital Cost

FY2026 Budget	Total Budget (all years)	Project Total (to date)
$0	**$0**	**$40K**

FY2026 - Future Capital Cost Breakdown

G/L Account 1	$0	N/A

Capital Cost for Budgeted Years



G/L Account 1	$0	N/A

Detailed Breakdown

Category	FY2026 *Proposed*	Future	Total
G/L Account 1	$0	$0	**$0**
Total	**$0**	**$0**	**$0**

Funding Sources

FY2026 Budget	Total Budget (all years)	Project Total
$0	**$0**	**$0**

FY2026 - Future Funding Sources Breakdown

640 - Sewer O&M	$0	N/A

Funding Sources for Budgeted Years



640 - Sewer O&M	$0	N/A

Detailed Breakdown

Category	FY2026 *Proposed*	Future	Total
640 - Sewer O&M	$0	$0	**$0**
Total	**$0**	**$0**	**$0**

Thermoplastic Application Machine & Trailer

Overview

Request Owner	Christine Villanueva, Administrative Assistant III
Department	Public Works
Type	Capital Equipment
Project Number	24090

Description

Thermoplastic Application Machine & Trailer

Details

New/Replacement: 110.40.70.102-7000.03

Useful Life: 69125

Capital Cost

FY2026 Budget
$0

Total Budget (all years)
$0

Project Total (to date)
$180K

FY2026 - Future Capital Cost Breakdown

G/L Account 1 $0 N/A

Capital Cost for Budgeted Years



G/L Account 1 $0 N/A

Detailed Breakdown

Category	FY2026 *Proposed*	Future	Total
G/L Account 1	$0	$0	**$0**
Total	**$0**	**$0**	**$0**

Funding Sources

FY2026 Budget	Total Budget (all years)	Project Total
$0	**$0**	**$0**

FY2026 - Future Funding Sources Breakdown

110 - COVID Relief	$0	N/A

Funding Sources for Budgeted Years



110 - COVID Relief	$0	N/A

Detailed Breakdown

Category	FY2026 *Proposed*	Future	Total
110 - COVID Relief	$0	$0	**$0**
Total	**$0**	**$0**	**$0**

Tidewater Bike Trial Resurfacing

Overview

Request Owner	Michael Rosales, Parks Planning & Development Manager
Department	Public Works
Type	Capital Improvement
Project Number	22020
Estimated Start Date	12/1/2024
Estimated Completion Date	06/1/2026

Description

Project Overview:

The Tidewater Bike Trail Resurfacing project aims to revitalize a key segment of the bike trail, stretching from Louise Avenue to Lathrop Road. This project will address surface deterioration, enhance user safety, and improve accessibility for all trail users. By replacing this section, the project will ensure a smoother, more durable trail, better serving cyclists, pedestrians, and other recreational users while extending the lifespan of this vital community resource.

Project Objectives:

- Resurface the section of the Tidewater Bike Trail between Louise Avenue and Lathrop Road, creating a smooth, even surface that enhances the overall trail experience.
- Improve safety by addressing areas with cracks, potholes, and surface irregularities that pose potential hazards.
- Utilize high-quality, sustainable materials to ensure durability and long-term performance of the trail.
- Meet ADA guidelines to ensure accessibility for individuals with disabilities, promoting inclusivity for all users.
- Enhance drainage systems to prevent water damage and erosion, ensuring the trail remains functional and safe throughout the year.

Project Phase II (Garfield to Spreckels) FY26-FY27

The Tidewater bike trail is overdue for a resealing of the bikeway and has been for several years. Over the past several years the northern portions have been resurfaced and/or reconstructed. Resealing should be done every 5-8 years and the last time this portion was done was back 2007. There are some sections that need some repair prior to resealing. The last reseal used aggregate and caused some concerns with inline skate/razor scooters. This reseal will not use aggregate in the slurry mix and should address those concerns.

- Resurfacing and minor areas of reconstruction of the Tidewater Bike Trail from Garfield to Spreckels. Length of remaining path is approximately 3/4 of a mile or 4000 linear feet.

Images

Tidewater Trail

Northgate - North view

Details

Type of Project: 85403

Capital Cost

FY2026 Budget	Total Budget (all years)	Project Total (to date)
$0	**$375K**	**$1.46M**

FY2026 - Future Capital Cost Breakdown

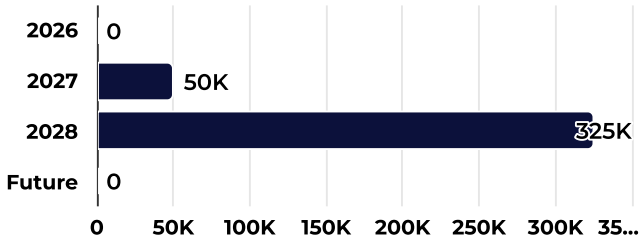

G/L Account 1	$375,000	100.00%
G/L Account 2	$0	0.00%

Capital Cost for Budgeted Years

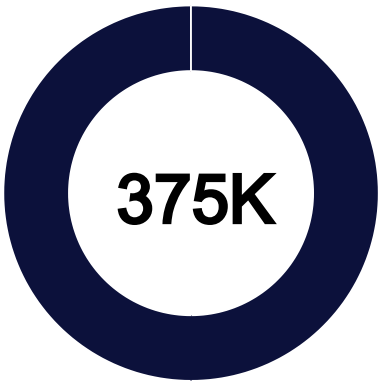

G/L Account 1	$375,000	100.00%
G/L Account 2	$0	0.00%

Detailed Breakdown

Category	FY2026 *Proposed*	FY2027 *Proposed*	FY2028 *Proposed*	Future	Total
G/L Account 1	$0	$50,000	$325,000	$0	**$375,000**
G/L Account 2	$0	$0	$0	$0	**$0**
Total	**$0**	**$50,000**	**$325,000**	**$0**	**$375,000**

Funding Sources

FY2026 Budget
$0

Total Budget (all years)
$375K

Project Total
$375K

FY2026 - Future Funding Sources Breakdown

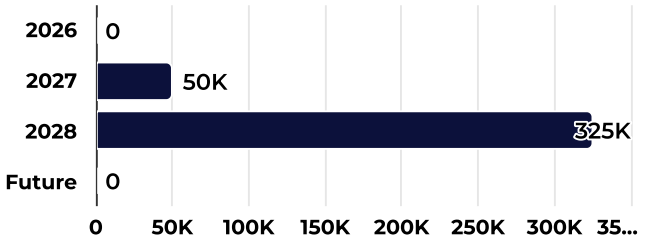

100 - General Fund **$375,000** 100.00%

Funding Sources for Budgeted Years

100 - General Fund **$375,000** 100.00%

Detailed Breakdown

Category	FY2026 *Proposed*	FY2027 *Proposed*	FY2028 *Proposed*	Future	Total
100 - General Fund	$0	$50,000	$325,000	$0	**$375,000**
Total	**$0**	**$50,000**	**$325,000**	**$0**	**$375,000**

UV Effluent Gate Actuators

Overview

Request Owner	Erma Patrick, Management Analyst
Department	Public Works
Type	Capital Equipment
Project Number	20206

Description

Replacement of UV Effluent Gate Actuators

Details

New/Replacement: New

Useful Life: 0

Capital Cost

FY2026 Budget
$0

Total Budget (all years)
$0

Project Total (to date)
$23.2K

FY2026 - Future Capital Cost Breakdown

G/L Account 1 **$0** N/A

Capital Cost for Budgeted Years



G/L Account 1 **$0** N/A

Detailed Breakdown

Category	FY2026 *Proposed*	Future	Total
G/L Account 1	$0	$0	**$0**
Total	**$0**	**$0**	**$0**

Funding Sources

FY2026 Budget	Total Budget (all years)	Project Total
$0	**$0**	**$0**

FY2026 - Future Funding Sources Breakdown

640 - Sewer O&M	$0	N/A

Funding Sources for Budgeted Years



640 - Sewer O&M	$0	N/A

Detailed Breakdown

Category	FY2026 *Proposed*	Future	Total
640 - Sewer O&M	$0	$0	**$0**
Total	**$0**	**$0**	**$0**

Wastewater Collections Replacement Dump Truck

Overview

Request Owner	George Montross, Deputy Director of Water Resources
Department	Public Works
Type	Capital Equipment

Description

Public Works Wastewater Division: New dump truck for Collections section of Wastewater. The former dump truck was removed from service due to California Air Resources Board (CARB) restrictions.

Images

Details

New Purchase or Replacement: Replacement

New or Used Vehicle: New Vehicle

Capital Cost

FY2026 Budget
$120K

Total Budget (all years)
$120K

Project Total
$120K

FY2026 - Future Capital Cost Breakdown

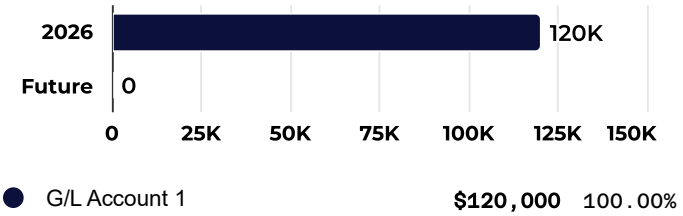

Capital Cost for Budgeted Years

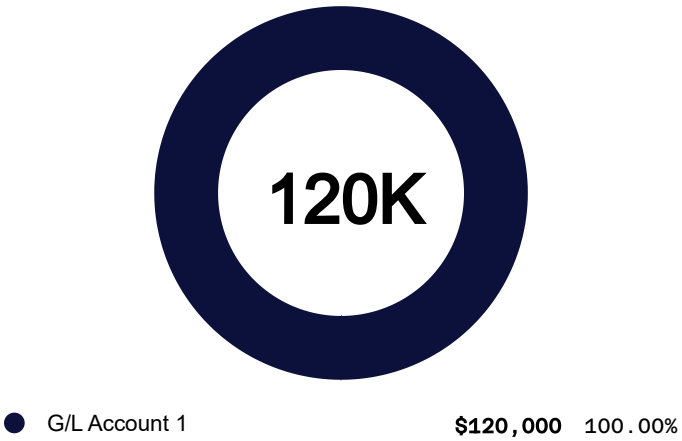

Detailed Breakdown

Category	FY2026 *Proposed*	Future	Total
G/L Account 1	$120,000	$0	**$120,000**
Total	**$120,000**	**$0**	**$120,000**

Funding Sources

FY2026 Budget
$120K

Total Budget (all years)
$120K

Project Total
$120K

FY2026 - Future Funding Sources Breakdown

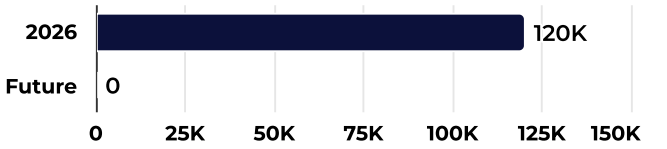

820 - Vehicles **$120,000** 100.00%

Funding Sources for Budgeted Years



820 - Vehicles **$120,000** 100.00%

Detailed Breakdown

Category	FY2026 *Proposed*	Future	Total
820 - Vehicles	$120,000	$0	**$120,000**
Total	**$120,000**	**$0**	**$120,000**

Wastewater Compressed Natural Gas Storage Expansion

Overview

Request Owner	George Montross, Deputy Director of Water Resources
Department	Public Works
Type	Capital Improvement
Estimated Start Date	09/1/2025
Estimated Completion Date	09/1/2026

Description

The existing Compressed Natural Gas (CNG) storage facility needs to be expanded to meet the City's growing CNG Fleet.

A proportional share of the project to be expensed to WQCF (1%), Water (2%), Transit (7%) and Solid Waste (90%).

Images

Details

Type of Project: New Construction

Capital Cost

FY2026 Budget
$410K

Total Budget (all years)
$410K

Project Total
$410K

FY2026 - Future Capital Cost Breakdown

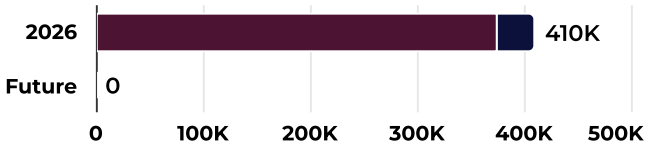

G/L Account 3	$35,000	8.54%
G/L Account 4	$375,000	91.46%

Capital Cost for Budgeted Years

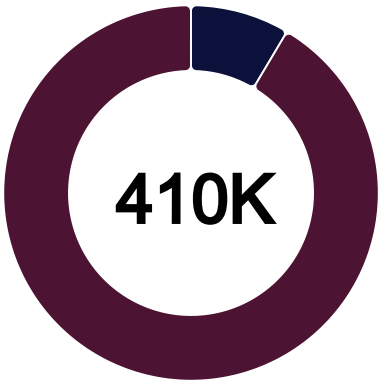

G/L Account 3	$35,000	8.54%
G/L Account 4	$375,000	91.46%

Detailed Breakdown

Category	FY2026 *Proposed*	Future	Total
G/L Account 4	$375,000	$0	**$375,000**
G/L Account 3	$35,000	$0	**$35,000**
Total	**$410,000**	**$0**	**$410,000**

Funding Sources

FY2026 Budget	Total Budget (all years)	Project Total
$410K	**$410K**	**$410K**

FY2026 - Future Funding Sources Breakdown

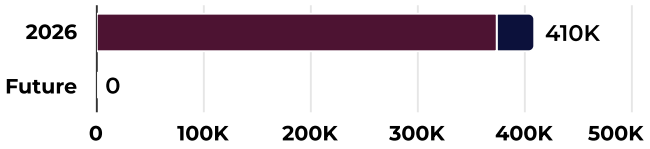

610 - Federal Transit Management	$35,000	8.54%
660 - Solid Waste	$375,000	91.46%

Funding Sources for Budgeted Years

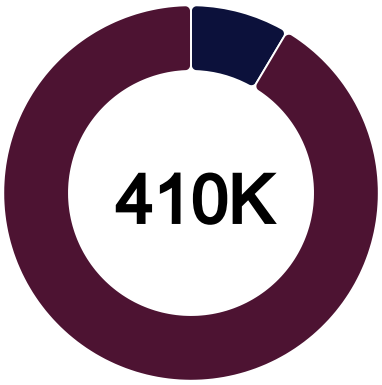

610 - Federal Transit Management	$35,000	8.54%
660 - Solid Waste	$375,000	91.46%

Detailed Breakdown

Category	FY2026 *Proposed*	Future	Total
660 - Solid Waste	$375,000	$0	**$375,000**
610 - Federal Transit Management	$35,000	$0	**$35,000**
Total	**$410,000**	**$0**	**$410,000**

Water - Two (2) 1 Ton Service Trucks with Utility Beds

Overview

Request Owner	George Montross, Deputy Director of Water Resources
Department	Public Works
Type	Capital Equipment

Description

Water Division: Fleet recommends replacement of two (2) 1 Ton Service Trucks with Utility beds.

The cost of repairs on the following vehicles has exceeded the vehicles' worth. Recommend saving money by purchasing new vehicles with an extended seven-year warranty for each.

1. New 1 ton service truck with utility bed to **replace 30-3028,** which is recommenced for replacement by the Fleet Division due to age and high maintenance costs.
2. New 1 ton service truck with utility bed to **replace 30-3034,** which is recommended for replacement by the Fleet Division due to high miles and high maintenance costs.

Fund 820 (Replacements)

Images

Details

New Purchase or Replacement: Replacement

New or Used Vehicle: New Vehicle

Supplemental Attachments

5c01d71a280054f860bc.xlsx

30-3034

Capital Cost

FY2026 Budget	Total Budget (all years)	Project Total
$180K	**$180K**	**$180K**

FY2026 - Future Capital Cost Breakdown

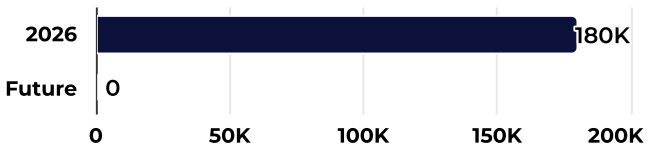

G/L Account 1 **$180,000** 100.00%

Capital Cost for Budgeted Years



G/L Account 1 **$180,000** 100.00%

Detailed Breakdown

Category	FY2026 *Proposed*	Future	Total
G/L Account 1	$180,000	$0	**$180,000**
Total	**$180,000**	**$0**	**$180,000**

Funding Sources

FY2026 Budget
$180K

Total Budget (all years)
$180K

Project Total
$180K

FY2026 - Future Funding Sources Breakdown

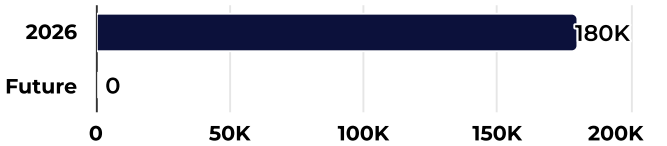

820 - Vehicles **$180,000** 100.00%

Funding Sources for Budgeted Years



820 - Vehicles **$180,000** 100.00%

Detailed Breakdown

Category	FY2026 *Proposed*	Future	Total
820 - Vehicles	$180,000	$0	**$180,000**
Total	**$180,000**	**$0**	**$180,000**

Water Division Meter Services 1 Ton Service Truck with Utility Bed

Overview

Request Owner	George Montross, Deputy Director of Water Resources
Department	Public Works
Type	Capital Equipment

Description

New 1 ton service truck with utility bed to replace 30-3044 which has a blown engine and is recommended for replacement by the Fleet Division.

Images

Details

New Purchase or Replacement: Replacement

New or Used Vehicle: New Vehicle

Supplemental Attachments

34676621631e42b6bd4d.pdf

Capital Cost

FY2026 Budget
$90K

Total Budget (all years)
$90K

Project Total
$90K

FY2026 - Future Capital Cost Breakdown

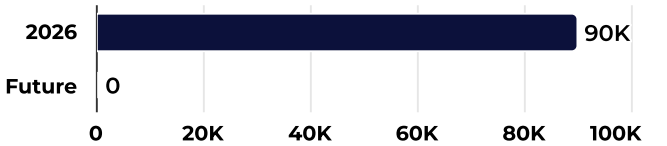

G/L Account 1	$90,000	100.00%

Capital Cost for Budgeted Years

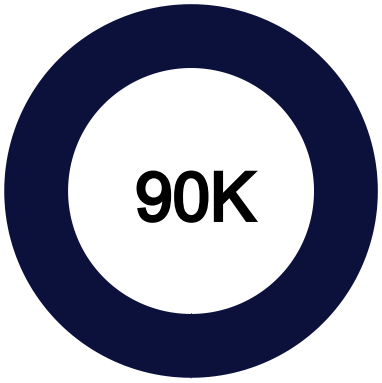

G/L Account 1	$90,000	100.00%

Detailed Breakdown

Category	FY2026 *Proposed*	Future	Total
G/L Account 1	$90,000	$0	**$90,000**
Total	**$90,000**	**$0**	**$90,000**

Funding Sources

FY2026 Budget
$90K

Total Budget (all years)
$90K

Project Total
$90K

FY2026 - Future Funding Sources Breakdown

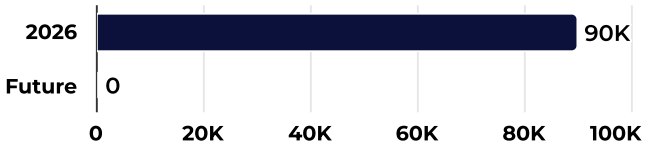

680 - Water O&M **$90,000** 100.00%

Funding Sources for Budgeted Years

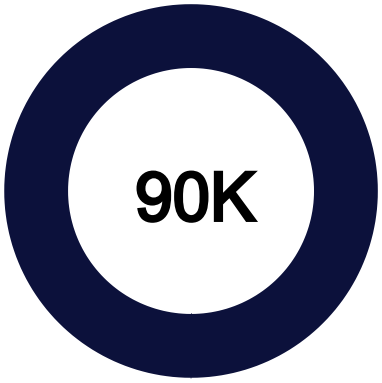

680 - Water O&M **$90,000** 100.00%

Detailed Breakdown

Category	FY2026 *Proposed*	Future	Total
680 - Water O&M	$90,000	$0	**$90,000**
Total	**$90,000**	**$0**	**$90,000**

Water Division New Emergency Response Work Truck

Overview

Request Owner	George Montross, Deputy Director of Water Resources
Department	Public Works
Type	Capital Equipment

Description

The Water Division responds to emergency water leaks frequently. During this process, staff report to the emergency, evaluate the issue and return to the Water Yard to collect the needs parts and equipment. The proposed emergency work truck will securely stock parts and equipment needed to make 95% of water emergencies. With the growth of the City's Water System, this vehicle will also increase the Division's efficiency and productivity on routine tasks by eliminating the need to drive back to the Water Yard.

Images

Details

New Purchase or Replacement: New

New or Used Vehicle: New Vehicle

Supplemental Attachments

cb35167b95dc91d4c4d4.pdf

Capital Cost

FY2026 Budget
$430K

Total Budget (all years)
$430K

Project Total
$430K

FY2026 - Future Capital Cost Breakdown

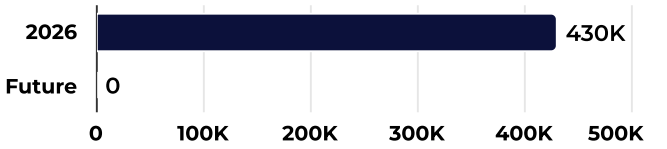

G/L Account 1 **$430,000** 100.00%

Capital Cost for Budgeted Years



G/L Account 1 **$430,000** 100.00%

Detailed Breakdown

Category	FY2026 *Proposed*	Future	Total
G/L Account 1	$430,000	$0	**$430,000**
Total	**$430,000**	**$0**	**$430,000**

Funding Sources

FY2026 Budget
$430K

Total Budget (all years)
$430K

Project Total
$430K

FY2026 - Future Funding Sources Breakdown

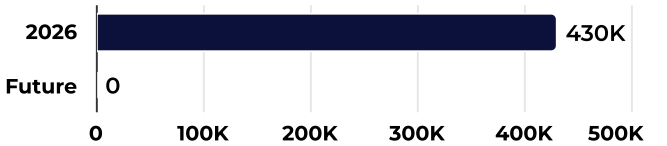

820 - Vehicles **$430,000** 100.00%

Funding Sources for Budgeted Years



820 - Vehicles **$430,000** 100.00%

Detailed Breakdown

Category	FY2026 *Proposed*	Future	Total
820 - Vehicles	$430,000	$0	**$430,000**
Total	**$430,000**	**$0**	**$430,000**

Woodward Dumpster Enclosure

Overview

Request Owner	Nicole Brown, Administrative Assistant III
Department	Public Works
Type	Capital Improvement
Project Number	24046

Description

Pre-fabricated Dumpster and Enclosure, concrete padding and landscaping. The project request is for the purchase and installation of a pre-fabricated single dumpster enclosure, concrete padding, and landscaping at the east lot of Woodward Park. The new enclosure will provide ample storage space and be equipped with a lock and cover to protect against weather damage and unauthorized access. Additionally, concrete padding and landscaping will be added to enhance the overall appearance and safety of the park, making it a more enjoyable experience for visitors while reducing the negative impact on the environment.

Capital Cost

FY2026 Budget
$0

Total Budget (all years)
$0

Project Total (to date)
$80K

FY2026 - Future Capital Cost Breakdown

G/L Account 1	$0	N/A
G/L Account 2	$0	N/A

Capital Cost for Budgeted Years



G/L Account 1	$0	N/A
G/L Account 2	$0	N/A

Detailed Breakdown

Category	FY2026 *Proposed*	Future	Total
G/L Account 2	$0	$0	**$0**
G/L Account 1	$0	$0	**$0**
Total	**$0**	**$0**	**$0**

Funding Sources

FY2026 Budget	Total Budget (all years)	Project Total
$0	**$0**	**$0**

FY2026 - Future Funding Sources Breakdown

110 - COVID Relief	$0	N/A
660 - Solid Waste	$0	N/A

Funding Sources for Budgeted Years



110 - COVID Relief	$0	N/A
660 - Solid Waste	$0	N/A

Detailed Breakdown

Category	FY2026 *Proposed*	Future	Total
660 - Solid Waste	$0	$0	**$0**
110 - COVID Relief	$0	$0	**$0**
Total	**$0**	**$0**	**$0**

Woodward Park Splash Pad

Overview

Request Owner	Michael Rosales, Parks Planning & Development Manager
Department	Public Works
Type	Capital Improvement
Project Number	24086

Description

Project Description:

This project involves the development of a splash pad designed to create an exciting water play experience for children and families. The splash pad will generate a unique, flowing water pattern that not only adds to the sensory enjoyment of visitors but also serves as a striking aesthetic centerpiece for the park. The splash pad will be the focal point of an upgraded park area that encourages outdoor interaction and community engagement.

In addition to the splash pad, the project includes several key park improvements aimed at enhancing the overall visitor experience. These improvements include the replacement of the existing restroom building with a modern, pre-manufactured restroom facility, a new pump equipment building to support the splash pad, as well as the construction of shade canopies adjacent to the splash pad, providing much-needed shelter and enhancing the comfort of visitors. Landscaping upgrades will beautify the surrounding area, while enhanced seating areas and improved walkways will provide more comfortable and accessible spaces for park-goers. The project also prioritizes accessibility, ensuring that all amenities are inclusive and welcoming for individuals of all abilities.

The combination of these features aims to create an inviting and vibrant outdoor environment, offering a diverse range of activities for families, children, and the broader community to enjoy.

Objectives:

1. **Enhance the Park Experience:** Create a vibrant, engaging, and family-friendly space that encourages outdoor play, interaction, and community participation through the development of a visually captivating splash pad and surrounding amenities.
2. **Improve Accessibility:** Ensure the park is welcoming to all visitors by incorporating accessible pathways, seating, restrooms, and water features, meeting ADA standards to accommodate individuals of all abilities.
3. **Upgrade Facilities:** Replace outdated infrastructure, such as the restroom building, and install modern amenities including a new pump equipment building and improved landscaping to enhance the functionality and aesthetic appeal of the park.
4. **Encourage Outdoor Activity and Well-being:** Provide a safe, interactive, and comfortable environment that promotes physical activity and social interaction for people of all ages, fostering a healthy, active lifestyle within the community.
5. **Support Sustainability:** Utilize environmentally sustainable materials and practices throughout the project, including water-efficient features for the splash pad and sustainable landscaping solutions.

By meeting these objectives, the project will contribute to creating a vibrant, sustainable community space that serves as a hub for recreation and social connection.

Images

Woodward Park

Location of new splash pad

Capital Cost

FY2026 Budget	Total Budget (all years)	Project Total (to date)
$0	**$0**	**$2.18M**

FY2026 - Future Capital Cost Breakdown



G/L Account 1	$0	N/A
G/L Account 2	$0	N/A
G/L Account 3	$0	N/A

Capital Cost for Budgeted Years



G/L Account 1	$0	N/A
G/L Account 2	$0	N/A
G/L Account 3	$0	N/A

Detailed Breakdown

Category	FY2026 *Proposed*	Future	Total
G/L Account 3	$0	$0	**$0**
G/L Account 2	$0	$0	**$0**
G/L Account 1	$0	$0	**$0**
Total	**$0**	**$0**	**$0**

Funding Sources

FY2026 Budget	Total Budget (all years)	Project Total
$0	**$0**	**$0**

FY2026 - Future Funding Sources Breakdown

110 - COVID Relief	$0	N/A
500 - Parks Acquisition & Improvement	$0	N/A

Funding Sources for Budgeted Years



110 - COVID Relief	$0	N/A
500 - Parks Acquisition & Improvement	$0	N/A

Detailed Breakdown

Category	FY2026 *Proposed*	Future	Total
500 - Parks Acquisition & Improvement	$0	$0	**$0**
110 - COVID Relief	$0	$0	**$0**
Total	**$0**	**$0**	**$0**

Operational Costs

FY2026 Budget
$1.15K

Total Budget (all years)
$1.15K

Project Total
$1.15K

FY2026 - Future Operational Costs Breakdown

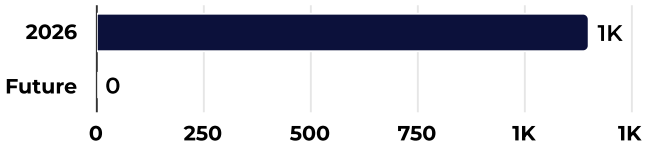

Operational Cost 1 **$1,150** 100.00%

Operational Costs for Budgeted Years



Operational Cost 1 **$1,150** 100.00%

Detailed Breakdown

Category	FY2026 *Proposed*	Future	Total
Operational Cost 1	$1,150	$0	**$1,150**
Total	**$1,150**	**$0**	**$1,150**

WQCF Alternative Energy Development

Overview

Request Owner	Erma Patrick, Management Analyst
Department	Public Works
Type	Capital Improvement
Project Number	12013

Description

WQCF Alternative Energy Development:

The WQCF Alternative Energy Development project is focused on advancing the use of renewable and sustainable energy sources to support the operations of the Water Quality Control Facility (WQCF). The project aims to reduce the facility's dependence on non-renewable energy by integrating alternative energy solutions such as solar, wind, and bioenergy. This initiative will improve energy efficiency, lower operational costs, and support environmental stewardship by minimizing the facility’s carbon footprint.

Capital Cost

FY2026 Budget	Total Budget (all years)	Project Total (to date)
$0	**$0**	**$7.93M**

FY2026 - Future Capital Cost Breakdown

G/L Account 1	$0	N/A
G/L Account 2	$0	N/A
G/L Account 3	$0	N/A

Capital Cost for Budgeted Years



G/L Account 1	$0	N/A
G/L Account 2	$0	N/A
G/L Account 3	$0	N/A

Detailed Breakdown

Category	FY2026 *Proposed*	Future	Total
G/L Account 3	$0	$0	**$0**
G/L Account 2	$0	$0	**$0**
G/L Account 1	$0	$0	**$0**
Total	**$0**	**$0**	**$0**

Funding Sources

FY2026 Budget	Total Budget (all years)	Project Total
$0	**$0**	**$0**

FY2026 - Future Funding Sources Breakdown

640 - Sewer O&M	$0	N/A
650 - Sewer Improvement	$0	N/A

Funding Sources for Budgeted Years



640 - Sewer O&M	$0	N/A
650 - Sewer Improvement	$0	N/A

Detailed Breakdown

Category	FY2026 *Proposed*	Future	Total
650 - Sewer Improvement	$0	$0	**$0**
640 - Sewer O&M	$0	$0	**$0**
Total	**$0**	**$0**	**$0**

Operational Costs

FY2026 Budget
$0

Total Budget (all years)
$0

Project Total
$0

FY2026 - Future Operational Costs Breakdown



Operational Cost 1 **$0** N/A

Operational Costs for Budgeted Years



Operational Cost 1 **$0** N/A

Detailed Breakdown

Category	FY2026 *Proposed*	FY2027 *Proposed*	FY2028 *Proposed*	FY2029 *Proposed*	Future	Total
Operational Cost 1	$0	$0	$0	$0	$0	**$0**
Total	**$0**	**$0**	**$0**	**$0**	**$0**	**$0**

WQCF Breakroom & Operator Control Room Remodel

Overview

Request Owner	Erma Patrick, Management Analyst
Department	Public Works
Type	Capital Improvement
Project Number	24047

Description

Conversion of the City's former generator room into a staff breakroom, which will double as a training room. Once the new breakroom is completed, the old breakroom will be remodeled into a Wastewater Treatment Operator SCADA control room.

Capital Cost

FY2026 Budget
$0

Total Budget (all years)
$0

Project Total (to date)
$2.6M

FY2026 - Future Capital Cost Breakdown

G/L Account 1 $0 N/A

Capital Cost for Budgeted Years



G/L Account 1 $0 N/A

Detailed Breakdown

Category	FY2026 *Proposed*	Future	Total
G/L Account 1	$0	$0	$0
Total	**$0**	**$0**	**$0**

Funding Sources

FY2026 Budget	Total Budget (all years)	Project Total
$0	**$0**	**$0**

FY2026 - Future Funding Sources Breakdown

640 - Sewer O&M	$0	N/A

Funding Sources for Budgeted Years



640 - Sewer O&M	$0	N/A

Detailed Breakdown

Category	FY2026 *Proposed*	Future	Total
640 - Sewer O&M	$0	$0	$0
Total	**$0**	**$0**	**$0**

Operational Costs

FY2026 Budget
$0

Total Budget (all years)
$0

Project Total
$0

FY2026 - Future Operational Costs Breakdown



Operational Cost 1 **$0** N/A

Operational Costs for Budgeted Years



Operational Cost 1 **$0** N/A

Detailed Breakdown

Category	FY2026 *Proposed*	FY2027 *Proposed*	FY2028 *Proposed*	FY2029 *Proposed*	Future	Total
Operational Cost 1	$0	$0	$0	$0	$0	**$0**
Total	**$0**	**$0**	**$0**	**$0**	**$0**	**$0**

WQCF Floor

Overview

Request Owner	Erma Patrick, Management Analyst
Department	Public Works
Type	Capital Improvement
Project Number	24028

Description

Replace Rubber flooring in administrative building at WQCF. Rubber flooring has peeled up causing safety hazards, trip hazards and needs to be replaced for safety of employees and citizens of Manteca. 30% increase over previous request due to inflation costs.

Capital Cost

FY2026 Budget
$0

Total Budget (all years)
$0

Project Total (to date)
$45.5K

FY2026 - Future Capital Cost Breakdown

G/L Account 1 $0 N/A

Capital Cost for Budgeted Years



G/L Account 1 $0 N/A

Detailed Breakdown

Category	FY2026 *Proposed*	Future	Total
G/L Account 1	$0	$0	$0
Total	**$0**	**$0**	**$0**

Funding Sources

FY2026 Budget
$0

Total Budget (all years)
$0

Project Total
$0

FY2026 - Future Funding Sources Breakdown

100 - General Fund	$0	N/A
640 - Sewer O&M	$0	N/A

Funding Sources for Budgeted Years



100 - General Fund	$0	N/A
640 - Sewer O&M	$0	N/A

Detailed Breakdown

Category	FY2026 *Proposed*	FY2029 *Proposed*	Future	Total
640 - Sewer O&M	$0	$0	$0	**$0**
100 - General Fund	$0	$0	$0	**$0**
Total	**$0**	**$0**	**$0**	**$0**

Operational Costs

FY2026 Budget
$0

Total Budget (all years)
$0

Project Total
$0

FY2026 - Future Operational Costs Breakdown



Operational Cost 1 $0 N/A

Operational Costs for Budgeted Years



Operational Cost 1 $0 N/A

Detailed Breakdown

Category	FY2026 *Proposed*	FY2027 *Proposed*	FY2028 *Proposed*	FY2029 *Proposed*	Future	Total
Operational Cost 1	$0	$0	$0	$0	$0	**$0**
Total	**$0**	**$0**	**$0**	**$0**	**$0**	**$0**

WQCF Ford 350 Service Truck

Overview

Request Owner	Erma Patrick, Management Analyst
Department	Public Works
Type	Capital Equipment
Project Number	24053

Description

Capital Outly - Ford F350 service truck

Details

New Purchase or Replacement: Replacement

New or Used Vehicle: 0

Capital Cost

FY2026 Budget
$70K

Total Budget (all years)
$70K

Project Total (to date)
$140K

FY2026 - Future Capital Cost Breakdown

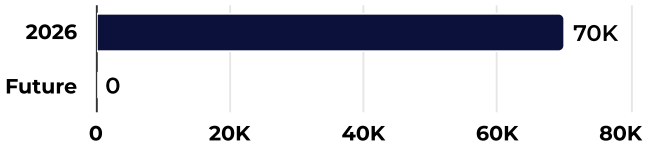

G/L Account 1 **$70,000** 100.00%

Capital Cost for Budgeted Years



G/L Account 1 **$70,000** 100.00%

Detailed Breakdown

Category	FY2026 *Proposed*	Future	Total
G/L Account 1	$70,000	$0	**$70,000**
Total	**$70,000**	**$0**	**$70,000**

Funding Sources

FY2026 Budget	Total Budget (all years)	Project Total
$70K	**$70K**	**$70K**

FY2026 - Future Funding Sources Breakdown

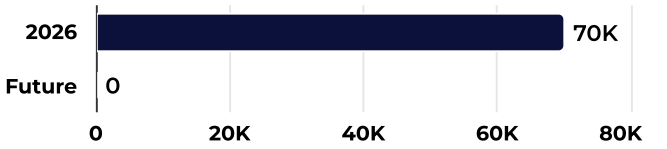

640 - Sewer O&M	$70,000	100.00%

Funding Sources for Budgeted Years



640 - Sewer O&M	$70,000	100.00%

Detailed Breakdown

Category	FY2026 *Proposed*	Future	Total
640 - Sewer O&M	$70,000	$0	**$70,000**
Total	**$70,000**	**$0**	**$70,000**

WQCF RAM 2500 Service Truck No. 2

Overview

Request Owner Erma Patrick, Management Analyst

Department Public Works

Type Capital Equipment

Project Number 24054

Description

Close project.

RAM 2500 service truck, replacements per Fleet Division due to age and maintenance costs. Replacement equipment.

Details

New/Replacement: Replacement

Useful Life: 61563

Capital Cost

FY2026 Budget
$0

Total Budget (all years)
$0

Project Total (to date)
$70K

FY2026 - Future Capital Cost Breakdown

G/L Account 1 $0 N/A

Capital Cost for Budgeted Years



G/L Account 1 $0 N/A

Detailed Breakdown

Category	FY2026 *Proposed*	Future	Total
G/L Account 1	$0	$0	**$0**
Total	**$0**	**$0**	**$0**

Funding Sources

FY2026 Budget	Total Budget (all years)	Project Total
$0	**$0**	**$0**

FY2026 - Future Funding Sources Breakdown

640 - Sewer O&M **$0** N/A

Funding Sources for Budgeted Years



640 - Sewer O&M **$0** N/A

Detailed Breakdown

Category	FY2026 *Proposed*	Future	Total
640 - Sewer O&M	$0	$0	**$0**
Total	**$0**	**$0**	**$0**

Recreation & Community Services

FY26 - FY30 Recreation & Community Services Projects (including Future)



Recreation 7x16 Enclosed Cargo Trailer	$0	N/A
Recreation Department Upgrade & Beautification	$0	N/A
Recreation Software	$0	N/A
Recreation SUV with Tow Package	$0	N/A
Skate Park/Pump Track/Roller Skate Area	$0	N/A

Summary of Requests

Project No. / Category	FY2026	FY2027	FY2028	FY2029	FY2030	Future	Total
22070 Recreation 7x16 Enclosed Cargo Trailer	$0	$0	$0	$0	$0	$0	**$0**
22068 Recreation Department Upgrade & Beautification	$0	$0	$0	$0	$0	$0	**$0**
24064 Recreation Software	$0	$0	$0	$0	$0	$0	**$0**
22069 Recreation SUV with Tow Package	$0	$0	$0	$0	$0	$0	**$0**
24096 Skate Park/Pump Track/Roller Skate Area	$0	$0	$0	$0	$0	$0	**$0**
Total Summary of Requests	**$0**	**$0**	**$0**	**$0**	**$0**	**$0**	**$0**

Recreation 7x16 Enclosed Cargo Trailer

Overview

Request Owner	Brandy Clark, Recreation Services Manager
Department	Recreation & Community Services
Type	Capital Equipment
Project Number	22070

Description

(1) 7 x 16 enclosed cargo trailer with interior outfitting, body wrap, and supplies needed. The cargo trailer will be used for expanding special-event capabilities and will allow staff to use the other trailer for mobile recreation.

Details

New/Replacement: 200.20.20.001-7000.03

Useful Life: 15111

Capital Cost

FY2026 Budget
$0

Total Budget (all years)
$0

Project Total (to date)
$20K

FY2026 - Future Capital Cost Breakdown

G/L Account 1 **$0** N/A

Capital Cost for Budgeted Years



G/L Account 1 **$0** N/A

Detailed Breakdown

Category	FY2026 *Proposed*	Future	Total
G/L Account 1	$0	$0	**$0**
Total	**$0**	**$0**	**$0**

Funding Sources

FY2026 Budget
$0

Total Budget (all years)
$0

Project Total
$0

FY2026 - Future Funding Sources Breakdown

200 - Recreation $0 N/A

Funding Sources for Budgeted Years



200 - Recreation $0 N/A

Detailed Breakdown

Category	FY2026 *Proposed*	Future	Total
200 - Recreation	$0	$0	**$0**
Total	**$0**	**$0**	**$0**

Recreation Department Upgrade & Beautification

Overview

Request Owner	Brandy Clark, Recreation Services Manager
Department	Recreation & Community Services
Type	Capital Improvement
Project Number	22068

Description

This project would provide funding for a new lobby counter and two ADA-compliant CSR desks, a new swinging/locking gate for staff access, as well as other furniture, accessories and equipment as may be needed to improve the appearance and efficiency of the workspace.

Capital Cost

FY2026 Budget	Total Budget (all years)	Project Total (to date)
$0	**$0**	**$40K**

FY2026 - Future Capital Cost Breakdown

G/L Account 1	$0	N/A

Capital Cost for Budgeted Years



G/L Account 1	$0	N/A

Detailed Breakdown

Category	FY2026 *Proposed*	Future	Total
G/L Account 1	$0	$0	$0
Total	**$0**	**$0**	**$0**

Funding Sources

FY2026 Budget
$0

Total Budget (all years)
$0

Project Total
$0

FY2026 - Future Funding Sources Breakdown

200 - Recreation $0 N/A

Funding Sources for Budgeted Years



200 - Recreation $0 N/A

Detailed Breakdown

Category	FY2026 *Proposed*	Future	Total
200 - Recreation	$0	$0	**$0**
Total	**$0**	**$0**	**$0**

Recreation Software

Overview

Request Owner	Brandy Clark, Recreation Services Manager
Department	Recreation & Community Services
Type	Capital Equipment
Project Number	24064

Description

Recreation Software, new payment gateway, payment processing machines and supplies

Details

New Purchase or Replacement: New

Capital Cost

FY2026 Budget	Total Budget (all years)	Project Total (to date)
$0	**$0**	**$37.9K**

FY2026 - Future Capital Cost Breakdown

G/L Account 1 **$0** N/A

Capital Cost for Budgeted Years



G/L Account 1 **$0** N/A

Detailed Breakdown

Category	FY2026 *Proposed*	Future	Total
G/L Account 1	$0	$0	**$0**
Total	**$0**	**$0**	**$0**

Funding Sources

FY2026 Budget
$0

Total Budget (all years)
$0

Project Total
$0

FY2026 - Future Funding Sources Breakdown

110 - COVID Relief $0 N/A

Funding Sources for Budgeted Years



110 - COVID Relief $0 N/A

Detailed Breakdown

Category	FY2026 *Proposed*	Future	Total
110 - COVID Relief	$0	$0	**$0**
Total	**$0**	**$0**	**$0**

Recreation SUV with Tow Package

Overview

Request Owner	Brandy Clark, Recreation Services Manager
Department	Recreation & Community Services
Type	Capital Equipment
Project Number	22069

Description

(1) 2022-2023 SUV with tow package and any needed upfits.

Details

New Purchase or Replacement: Replacement

New or Used Vehicle: 66624

Capital Cost

FY2026 Budget
$0

Total Budget (all years)
$0

Project Total (to date)
$73K

FY2026 - Future Capital Cost Breakdown

G/L Account 1 $0 N/A

Capital Cost for Budgeted Years



G/L Account 1 $0 N/A

Detailed Breakdown

Category	FY2026 *Proposed*	Future	Total
G/L Account 1	$0	$0	$0
Total	**$0**	**$0**	**$0**

Funding Sources

FY2026 Budget	Total Budget (all years)	Project Total
$0	**$0**	**$0**

FY2026 - Future Funding Sources Breakdown

200 - Recreation	$0	N/A

Funding Sources for Budgeted Years



200 - Recreation	$0	N/A

Detailed Breakdown

Category	FY2026 *Proposed*	Future	Total
200 - Recreation	$0	$0	**$0**
Total	**$0**	**$0**	**$0**

Skate Park/Pump Track/Roller Skate Area

Overview

Request Owner	Brandy Clark, Recreation Services Manager
Department	Recreation & Community Services
Type	Capital Improvement
Project Number	24096

Description

Skate Park/Pump Track/Roller Skate Area

Capital Cost

FY2026 Budget
$0

Total Budget (all years)
$0

Project Total (to date)
$220K

FY2026 - Future Capital Cost Breakdown

G/L Account 1 $0 N/A

Capital Cost for Budgeted Years



G/L Account 1 $0 N/A

Detailed Breakdown

Category	FY2026 *Proposed*	Future	Total
G/L Account 1	$0	$0	$0
Total	**$0**	**$0**	**$0**

Funding Sources

FY2026 Budget
$0

Total Budget (all years)
$0

Project Total
$0

FY2026 - Future Funding Sources Breakdown

110 - COVID Relief $0 N/A

Funding Sources for Budgeted Years



110 - COVID Relief $0 N/A

Detailed Breakdown

Category	FY2026 *Proposed*	Future	Total
110 - COVID Relief	$0	$0	**$0**
Total	**$0**	**$0**	**$0**

Transit

FY26 - FY30 Transit Projects (including Future)

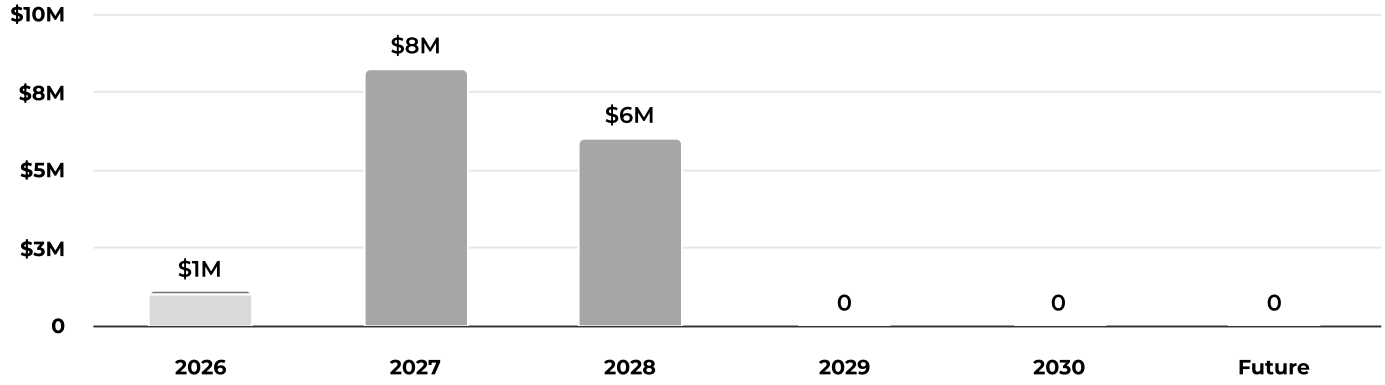

CIP 23029 - Transit Wheelchair Accessible Van	$0	0.00%
CIP 24062 - (2) Transit Buses	$0	0.00%
CIP 24063 - Transit Center Upgrades	$100,000	0.65%
Manteca Transit Bus Facility	$14,250,000	92.83%
Three Dial-A-Ride Cutaways	$1,000,000	6.51%

Summary of Requests

Project No. / Category	FY2026	FY2027	FY2028	FY2029	FY2030	Future	Total
23029 CIP 23029 - Transit Wheelchair Accessible Van	$0	$0	$0	$0	$0	$0	**$0**
24062 CIP 24062 - (2) Transit Buses	$0	$0	$0	$0	$0	$0	**$0**
24063 CIP 24063 - Transit Center Upgrades	$100,000	$0	$0	$0	$0	$0	**$100,000**
24115 Manteca Transit Bus Facility	$0	$8,250,000	$6,000,000	$0	$0	$0	**$14,250,000**
— Three Dial-A-Ride Cutaways	$1,000,000	$0	$0	$0	$0	$0	**$1,000,000**
Total Summary of Requests	**$1,100,000**	**$8,250,000**	**$6,000,000**	**$0**	**$0**	**$0**	**$15,350,000**

CIP 23029 - Transit Wheelchair Accessible Van

Overview

Request Owner	Juan Portillo, Public Works Transit Manager
Department	Transit
Type	Capital Equipment
Project Number	23029

Description

Close CIP 23029

Purchase one zero-emission vehicle and applicable equipment/charging infrastructure.

Details

New Purchase or Replacement: New

New or Used Vehicle: 0

Capital Cost

FY2026 Budget	Total Budget (all years)	Project Total (to date)
$0	**$0**	**$250K**

FY2026 - Future Capital Cost Breakdown

G/L Account 1	$0	N/A

Capital Cost for Budgeted Years



G/L Account 1	$0	N/A

Detailed Breakdown

Category	FY2026 *Proposed*	Future	Total
G/L Account 1	$0	$0	$0
Total	**$0**	**$0**	**$0**

Funding Sources

FY2026 Budget
$0

Total Budget (all years)
$0

Project Total
$0

FY2026 - Future Funding Sources Breakdown

610 - Federal Transit Management **$0** N/A

Funding Sources for Budgeted Years



610 - Federal Transit Management **$0** N/A

Detailed Breakdown

Category	FY2026 *Proposed*	Future	Total
610 - Federal Transit Management	$0	$0	**$0**
Total	**$0**	**$0**	**$0**

CIP 24062 - (2) Transit Buses

Overview

Request Owner	Juan Portillo, Public Works Transit Manager
Department	Transit
Type	Capital Equipment
Project Number	24062

Description

CIP 24062 - close project.

Purchase two (2) Transit Buses, ADA compliant, to be used in the Manteca Transit System. Both, 29' CNG buses will be utilized for the Local Fixed Route Transit system.

Details

New Purchase or Replacement: New

New or Used Vehicle: 0

Capital Cost

FY2026 Budget	Total Budget (all years)	Project Total (to date)
$0	**$0**	**$1.6M**

FY2026 - Future Capital Cost Breakdown

G/L Account 1 **$0** N/A

Capital Cost for Budgeted Years



G/L Account 1 **$0** N/A

Detailed Breakdown

Category	FY2026 *Proposed*	Future	Total
G/L Account 1	$0	$0	**$0**
Total	**$0**	**$0**	**$0**

Funding Sources

FY2026 Budget	Total Budget (all years)	Project Total
$0	**$0**	**$0**

FY2026 - Future Funding Sources Breakdown

610 - Federal Transit Management	$0	N/A

Funding Sources for Budgeted Years



610 - Federal Transit Management	$0	N/A

Detailed Breakdown

Category	FY2026 *Proposed*	Future	Total
610 - Federal Transit Management	$0	$0	$0
Total	**$0**	**$0**	**$0**

CIP 24063 - Transit Center Upgrades

Overview

Request Owner	Juan Portillo, Public Works Transit Manager
Department	Transit
Type	Capital Improvement
Project Number	24063

Description

Purchase and Installation of various safety and technical amenities at the Manteca Transit Center, to include: System improvements and Upgrade, Solar Panel Upgrades, Electrical Infrastructure and other enhancement projects as needed.

Capital Cost

FY2026 Budget
$100K

Total Budget (all years)
$100K

Project Total (to date)
$383K

FY2026 - Future Capital Cost Breakdown

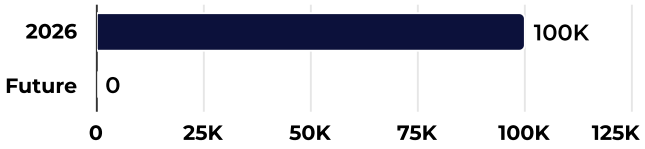

G/L Account 1	$100,000	100.00%

Capital Cost for Budgeted Years



G/L Account 1	$100,000	100.00%

Detailed Breakdown

Category	FY2026 *Proposed*	Future	Total
G/L Account 1	$100,000	$0	$100,000
Total	**$100,000**	**$0**	**$100,000**

Funding Sources

FY2026 Budget
$100K

Total Budget (all years)
$100K

Project Total
$100K

FY2026 - Future Funding Sources Breakdown

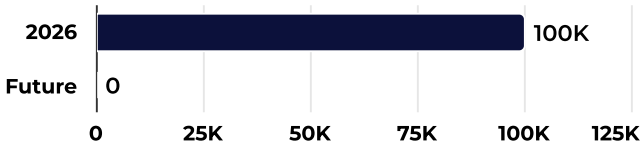

610 - Federal Transit Management	$100,000	100.00%

Funding Sources for Budgeted Years



610 - Federal Transit Management	$100,000	100.00%

Detailed Breakdown

Category	FY2026 *Proposed*	Future	Total
610 - Federal Transit Management	$100,000	$0	$100,000
Total	**$100,000**	**$0**	**$100,000**

Operational Costs

FY2026 Budget
$0

Total Budget (all years)
$0

Project Total
$0

FY2026 - Future Operational Costs Breakdown



Operational Cost 1 **$0** N/A

Operational Costs for Budgeted Years



Operational Cost 1 **$0** N/A

Detailed Breakdown

Category	FY2026 *Proposed*	FY2027 *Proposed*	FY2028 *Proposed*	FY2029 *Proposed*	Future	Total
Operational Cost 1	$0	$0	$0	$0	$0	**$0**
Total	**$0**	**$0**	**$0**	**$0**	**$0**	**$0**

Manteca Transit Bus Facility

Overview

Request Owner	Juan Portillo, Public Works Transit Manager
Department	Transit
Type	Capital Improvement
Project Number	24115

Description

Transit Division to start infrastructure for our Bus Facility which allows buses to be parked at this location and other enhancement amenities, which include: charging stations, lighting, bus wash, maintenance building (bus bays, office space, etc.) and other amenities. Transit Division is in the process of acquiring or designating land for the Manteca Transit Bus Facility to park City-owned buses. This project includes three phases:

Phase I: Environmental/Right of way acquisition
Phase II: Design
Phase III: Construction of the facility

The Transit Division has selected a consultant to provide Site Selection Services pertaining to Phase I to identify a potential site that could be suitable for use as a transit yard within the City of Manteca limits.

Capital Cost

FY2026 Budget
$0

Total Budget (all years)
$14.3M

Project Total (to date)
$19.4M

FY2026 - Future Capital Cost Breakdown

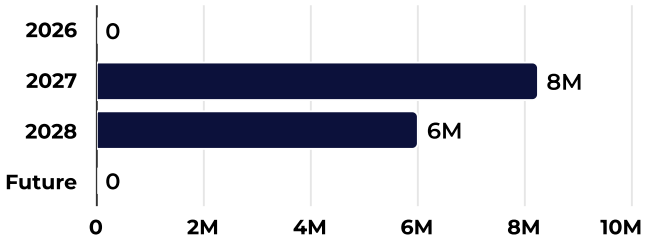

G/L Account 1	$14,250,000	100.00%

Capital Cost for Budgeted Years

G/L Account 1	$14,250,000	100.00%

Detailed Breakdown

Category	FY2026 *Proposed*	FY2027 *Proposed*	FY2028 *Proposed*	Future	Total
G/L Account 1	$0	$8,250,000	$6,000,000	$0	**$14,250,000**
Total	**$0**	**$8,250,000**	**$6,000,000**	**$0**	**$14,250,000**

Funding Sources

FY2026 Budget
$0

Total Budget (all years)
$14.3M

Project Total (to date)
$19.4M

FY2026 - Future Funding Sources Breakdown

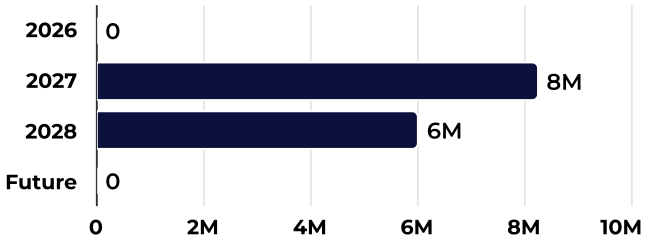

610 - Federal Transit Management	$14,250,000	100.00%

Funding Sources for Budgeted Years

610 - Federal Transit Management	$14,250,000	100.00%

Detailed Breakdown

Category	FY2026 *Proposed*	FY2027 *Proposed*	FY2028 *Proposed*	Future	Total
610 - Federal Transit Management	$0	$8,250,000	$6,000,000	$0	**$14,250,000**
Total	**$0**	**$8,250,000**	**$6,000,000**	**$0**	**$14,250,000**

Supplemental Information

Position Control Listing

Department	Approved FY 2024-25 FTE's	Proposed FY 2025-26 FTE's	Increase (Decrease)
City Attorney			
Assistant City Attorney	1	1	0
City Attorney	1	1	0
Deputy City Attorney	1	1	0
Executive Legal Assistant/Paralegal	1	1	0
City Attorney Total	**4**	**4**	**0**
Legislative Services/City Clerk			
Administrative Assistant III	1	1	0
Assistant City Clerk	1	1	0
Director of Legislative Services	1	1	0
Legistlative Services/ City Clerk Total	**3**	**3**	**0**
Office of the City Manager			
Assistant City Manager	1	1	0
City Manager	1	1	0
Deputy City Manager	1	1	0
Executive Assist to City Manager	1	1	0
Housing & Homeless Serv Manager	1	1	0
Management Analyst	1	1	0
Office of the City Manager Total	**6**	**6**	**0**
Development Services			
Administrative Assistant III	1	1	0
Assistant Planner	2	2	0
Associate Planner	2	2	0
Building Inspector I	1	1	0
Building Inspector II	1	1	0
Deputy Director of DS - Building	1	1	0
Deputy Director of DS - Economic Dev.	1	1	0
Deputy Director of DS - Planning	1	1	0
Development Services Technician	6	6	0
Director of Development Services	1	1	0
Economic Development Analyst	1	1	0
Permit Center Manager	1	1	0
Senior Building Inspector	1	1	0
Senior Plan Check Engineer	1	1	0
Senior Planner	1	1	0
Senior Plans Examiner	1	1	0
Development Services Total	**23**	**23**	**0**
Engineering			
Administrative Assistant III	1	1	0
Assistant Engineer	6	6	0
Associate Civil Engineer	0	1	1

Associate Engineer W/O P.E.	3	3	0
Associate Engineer W/P.E.	2	2	0
Construction Inspector II	2	2	0
Deputy Director of Engineering	2	2	0
Director of Engineering	1	1	0
Engineering Technician I	2	1	-1
Management Analyst	1	1	0
Senior Construction Inspector	1	1	0
Senior Engineer	2	2	0
Senior Engineering Technician	1	1	0
Engineering Total	**24**	**24**	**0**

Finance

Accountant II	2	2	0
Accounting Manager	1	1	0
Accounting Technician	5	5	0
Administrative Assistant II	1	1	0
Assistant Finance Director	1	1	0
Budget Analyst I	1	1	0
Budget Manager	1	1	0
Customer Service Representative	5	5	0
Finance Analyst/Senior	0	1	1
Finance Director	1	1	0
Revenue Manager	1	1	0
Senior Budget Analyst	1	1	0
Finance Total	**20**	**21**	**1**

Fire Department

Administrative Assistant I	1	1	0
Assistant Fire Chief	1	0	-1
Battalion Chief - Measure M	3	3	0
Deputy Fire Chief	0	2	2
Executive Assist Public Safety	1	1	0
Fire Captain	12	12	0
Fire Captain - Measure M	3	3	0
Fire Chief	1	1	0
Fire Inspector II	2	2	0
Fire Marshall	1	1	0
Firefighter	6	6	0
Firefighter - Measure M	9	9	0
Firefighter Engineer	12	12	0
Firefighter Engineer-Measure M	3	3	0
Fire Total	**55**	**56**	**1**

Human Resources

Administrative Assistant I	1	1	0
Human Resources Analyst	1	2	1
Human Resources Director	1	1	0
Human Resources Manager	1	1	0
Human Resources Technician	2	1	-1
Payroll Technician	2	2	0
Risk Analyst	1	1	0

Senior Payroll Technician	1	1	0
Human Resources Total	**10**	**10**	**0**
Information Technology & Innovation			
Administrative Assistant III	1	1	0
Director of IT & Innovation	1	1	0
GIS Specialist I	1	1	0
GIS Technician I	1	1	0
IT Analyst	1	1	0
IT Applications Engineer	1	1	0
IT Applications Manager	1	1	0
IT Operations Manager	1	1	0
IT Specialist	2	2	0
IT Systems Engineer I/II	1	1	0
Lead IT Specialist	1	1	0
Senior IT Systems Engineer	1	1	0
Information Technology & Innovation Total	**13**	**13**	**0**
Police Department			
Administrative Assistant I	1	1	0
Animal Services Officer	3	3	0
Animal Services Supervisor	1	1	0
Booking Officer	2	2	0
Code Enforcement Officer	1	1	0
Code Enforcement Supervisor	1	1	0
Community Service Officer I	1	2	1
Community Service Officer II	4	4	0
Crime Analyst	1	1	0
Executive Assist Public Safety	1	1	0
Police Captain	2	2	0
Police Chief	1	1	0
Police Lieutenant	2	2	0
Police Officer	47	48	1
Police Officer - Measure M	18	20	2
Police Officer Trainee	1	1	0
Police Records Clerk I	1	1	0
Police Records Clerk II	4	4	0
Police Records Clerk Supervisor	1	1	0
Police Sergeant	8	8	0
Police Sergeant - Measure M	2	2	0
Property & Evidence Officer	1	1	0
Public Safety Dispatch Supervisor	1	1	0
Public Safety Dispatcher I	1	1	0
Public Safety Dispatcher II	11	11	0
Police Total	**117**	**121**	**4**

Public Works - Administration

Administrative Assistant II	1	1	0
Deputy Director of M & O	1	1	0
Management Analyst	1	1	0
Public Works Director	1	1	0
Public Works - Administration Total	**4**	**4**	**0**

Public Works - Facilities

Custodian I	2	2	0
Custodian II	2	2	0
Custodian Lead	1	1	0
Facilities Maint Engineer I	1	1	0
Facilities Maint Engineer II	1	1	0
Facilities Maint Manager	1	1	0
Senior Facilities Maint Engineer	1	1	0
Public Works - Facilities Total	**9**	**9**	**0**

Public Works - Fleet

Administrative Assistant III	1	1	0
Fleet Maintenance Manager	1	1	0
Parts Inventory Specialist	1	1	0
Vehicle Equipment Tech Lead	2	2	0
Vehicle Equipment Technician I	1	1	0
Vehicle Equipment Technician II	2	3	1
Public Works - Fleet Total	**8**	**9**	**1**

Public Works - Parks

Administrative Assistant III	1	1	0
Equipment Mechanic I	1	1	0
Equipment Mechanic II	1	1	0
Golf Course Supervisor	1	1	0
Landscape Maintenance Supervisor	1	1	0
Parks Planning & Development Mgr	1	1	0
Parks/Golf Maint Lead Worker	2	2	0
Parks/Golf Maint Supervisor	1	1	0
Parks/Golf Maintenance Manager	1	1	0
Parks/Golf Maintenance Tech	4	4	0
Parks/Golf Maintenance Worker I	19	20	1
Parks/Golf Maintenance Workr III	1	1	0
Senior Landscape Technician	1	1	0
Urban Forestry Maint Technician	3	3	0
Public Works - Parks Total	**38**	**39**	**1**

Public Works - Sewer

Administrative Assistant III	1	1	0
Environmental Compliance Inspect	1	1	0
Instrument Tech Electrician	2	2	0
Laboratory Supervisor	1	1	0
Laboratory Technician II	2	2	0
Laboratory Technician II	1	1	0
Laboratory Technician Lead	1	1	0
Lead Wastewater Plan Operator	0	1	1

Maintenance Planner/Scheduler	1	1	0
Senior Instrument Technician	1	1	0
Utilities Mechanic	5	5	0
Wastewater Collect Syst Supervisor	1	1	0
Wastewater Collections Wrkr Lead	1	1	0
Wastewater Maint Supervisor	1	1	0
Wastewater Maintenance Worker I	5	5	0
Wastewater Maintenance Worker II	2	2	0
Wastewater Maintenance Worker III	1	1	0
Wastewater Operations Manager	1	1	0
Wastewater Operations Supervisor	1	1	0
Wastewater Plant Maint Tech Lead	1	1	0
Water Plant Maintenance Worker I	1	1	0
Wastewater Plant Operator III	8	7	-1
Water Resources Coordinator	1	1	0
Water Resources Regulation Mgr	1	1	0
Public Works - Sewer Total	**41**	**41**	**0**

Public Works - Solid Waste

Administrative Assistant III	1	1	0
Customer Service Representative	3	3	0
Deputy Director PW Solid Waste and F	1	1	0
Solid Waste Compliance Specialist	1	1	0
Solid Waste Equip Operator I	5	5	0
Solid Waste Equip Operator II	6	6	0
Solid Waste Equip Operator III	25	25	0
Solid Waste Manager	1	1	0
Solid Waste Supervisor	1	1	0
Solid Waste Utility Worker	1	1	0
Solid Waste Worker Lead	3	3	0
Public Works - Solid Waste Total	**48**	**48**	**0**

Public Works - Streets

Street Maintenance Equip Op I	5	5	0
Street Maintenance Equip Op II	4	4	0
Street Maintenance Equip Op III	2	2	0
Street Maintenance Manager	1	1	0
Street Maintenance Worker Lead	2	2	0
Traffic Sign & Marking Specialis	1	1	0
Public Works - Streets Total	**15**	**15**	**0**

Public Works - Water

Administrative Assistant III	1	1	0
Deputy Director Water Resources	1	1	0
Lead Water Distribution Operator	0	1	1
Meter Reader I	2	2	0
Water Distribution Operator II	1	1	0
Water Distribution Operator III	8	7	-1
Water Distribution Supervisor	1	1	0
Water Meter Services Supervisor	1	1	0
Water Regulation Compl Spec I	1	1	0
Water Regulatory Coordinator	1	1	0

Water System Maint Worker I	3	3	0
Water System Maint Worker III	3	3	0
Water Treatment Oper Supervisor	1	1	0
Water Treatment Operator	2	2	0
Well Mechanic I	2	2	0
Public Works - Water Total	**28**	**28**	**0**

Transit

Administrative Analyst	1	1	0
Public Works Manager Transit	1	1	0
Transit Total	**2**	**2**	**0**

Recreation

Administrative Assistant III	1	1	0
Customer Service Representative	1	1	0
Recreation Coordinator	2	2	0
Recreation Services Manager	1	1	0
Recreation Supervisor	2	2	0
Recreation Total	**7**	**7**	**0**

Citywide

Citywide Total	**475**	**483**	**8**

Glossary

Abatement: A reduction or elimination of a real or personal property tax, motor vehicle excise, a fee, charge, or special assessment imposed by a governmental unit. Granted only on application of the person seeking the abatement and only by the committing governmental unit.

Accounting System: The total structure of records and procedures that identify record, classify, and report information on the financial position and operations of a governmental unit or any of its funds, account groups, and organizational components.

Accrued Interest: The amount of interest that has accumulated on the debt since the date of the last interest payment, and on the sale of a bond, the amount accrued up to but not including the date of delivery (settlement date). (See Interest)

ACFR: Annual Comprehensive Financial Report - A detailed report of an organization's financial activities and performance over the fiscal year.

Activity: A specific and distinguishable line of work performed by one or more organizational components of a government for the purpose of accomplishing a function for which the government is responsible (e.g., the Police Department is an activity within the public safety function).

Adopted Budget: The City Council-approved annual budget establishing the legal authority for the expenditure of funds as set forth in the budget resolution adopted by Council.

Allocation: The portion of an appropriation which is designated for expenditure by specific organization units and/or for specific purposes.

Amortization: The gradual repayment of an obligation over time and in accordance with a predetermined payment schedule.

Annual Operating Budget: The City's spending plan of current expenditures and the proposed means of financing them. The annual operating budget is the primary controlling document for most of the City's spending, financing, and/or acquisition activities.

Appropriation: The legal authorization granted by a legislative body (the City Council) to make expenditures and to incur obligations for specific purposes. An appropriation is usually limited in both amount and time.

Arbitrage: As applied to municipal debt, the investment of tax-exempt bonds or note proceeds in higher yielding, taxable securities. Section 103 of the Internal Revenue Service (IRS) Code restricts this practice and requires (beyond certain limits) that earnings be rebated (paid) to the IRS.

Assessed Valuation: The valuation set upon real estate and certain personal property by the County Assessor as a basis for levying property taxes.

Assessment District: Not a separate government entity, but rather a defined area of land that will benefit from the acquisition, construction, or maintenance of a public improvement.

Assets: Items owned by an organization that have economic value, such as cash, investments, property, and equipment.

Audit: A systematic collection of sufficient and competent evidential matter needed to attest to the fairness of management's assertions in the financial statements, or to evaluate whether management has efficiently and effectively carried out its responsibility.

Audit Report: Prepared by an independent auditor, an audit report includes: (a) a statement of the scope of the audit; (b) explanatory comments as to application of auditing procedures; (c) findings and opinions. It is almost always accompanied by a management letter which contains supplementary comments and recommendations.

Available Funds: Balances in the various fund types that represent non-recurring revenue sources. As a matter of sound practice, they are frequently appropriated to meet unforeseen expenses, for capital expenditures or other one-time costs.

Balance Sheet: A statement that discloses the assets, liabilities, reserves and equities of a fund or governmental unit at a specified date.

Betterments (Special Assessments): Whenever a specific area of a community receives benefit from a public improvement (e.g., water, sewer, sidewalk, etc.), special property taxes may be assessed to reimburse the governmental entity for all or part of the costs it incurred. Each parcel receiving benefit from the improvement is assessed for its proportionate share of the cost of such improvements. The proportionate share may be paid in full or the property owner may request that the assessors apportion the betterment over 20 years. Over the life of the betterment, one year's apportionment along with one year's committed interest computed from October 1 to October 1 is added to the tax bill until the betterment has been paid.

Bond: A written promise to pay a specified sum of money (the face value of principal amount) together with interest calculated at a specified interest rate on a specified date(s) in the future (the maturity date(s)).

Bond and Interest Record: (Bond Register) – The permanent and complete record maintained by a treasurer for each bond issue. It shows the amount of interest and principal coming due each date and all other pertinent information concerning the bond issue.

Bonds Authorized and Unissued: Balance of a bond authorization not yet sold. Upon completion or abandonment of a project, any remaining balance of authorized and unissued bonds may not be used for other purposes, but must be rescinded by the community's legislative body to be removed from community's books.

Bond Issue: Generally, the sale of a certain number of bonds at one time by a governmental unit.

Bond Rating (Municipal): A credit rating assigned to a municipality to help investors assess the future ability, legal obligation, and willingness of the municipality (bond issuer) to make timely debt service payments. Stated otherwise, a rating helps prospective investors determine the level of risk associated with a given fixed-income investment. Rating agencies, such as Moody's and Standard and Poors, use rating systems, which designate a letter or a combination of letters and numerals where AAA is the highest rating and C1 is a very low rating.

Budget: A plan for allocating resources to support particular services, purposes and functions over a specified period of time. (See Performance Budget, Program Budget)

Budget Document: The instrument used by the budget-making authority (the City Manager) to present a comprehensive financial program to the appropriating body (the City Council).

Budget Message: A written general discussion of the proposed budget usually prepared by the City Manager and addressed to the legislative body (the City Council). The budget message usually contains: (1) an explanation of the principal budget items, (2) an outline of the City's experience in the prior year and its financial status at the time the message is prepared, and (3) expectations regarding the City's activities in the upcoming year along with recommendations of financial policy to carry out those expectations.

Capital Assets: All real and tangible property used in the operation of government, which is not easily converted into cash, and has an initial useful live extending beyond a single financial reporting period. Capital assets include land and land improvements; infrastructure such as roads, bridges, water and sewer lines; easements; buildings and building improvements; vehicles, machinery and equipment. Communities typically define capital assets in terms of a minimum useful life and a minimum initial cost. The majority of the City's capital assets are obtained as a result of completing its capital improvement projects. (See Fixed Assets)

Capital Budget: An appropriation or spending plan that uses borrowing or direct outlay for capital or fixed asset improvements. Among other information, a capital budget should identify the method of financing each recommended expenditure, i.e., tax levy or rates, and identify those items that were not recommended. (See Capital Assets, Fixed Assets)

Capital Improvement Program: A plan for purchasing, leasing, and/or constructing the equipment or property needed to complete the City's long-term improvement projects. The plan details expenditures by year for each project. The plan also specifies the resources estimated to be available to pay for the project expenditures.

Capital Outlay: Expenditures which become an acquisition that is an addition to fixed assets.

Cash: Currency, coin, checks, postal and express money orders and bankers' drafts on hand or on deposit with an official or agent designated as custodian of cash and bank deposits.

Cash Basis of Accounting: A basis of accounting under which revenues are recognized when cash is received and expenditures incurred when cash is paid.

Cash Flow: The movement of money into or out of an organization, showing its liquidity and ability to meet financial obligations.

Cash Management: The process of monitoring the ebb and flow of money in an out of municipal accounts to ensure cash availability to pay bills and to facilitate decisions on the need for short- term borrowing and investment of idle cash.

Certificate of Deposit (CD): A bank deposit evidenced by a negotiable or non-negotiable instrument, which provides on its face that the amount of such deposit plus a specified interest payable to a bearer or to any specified person on a certain specified date, at the expiration of a certain specified time, or upon notice in writing.

Classification of Real Property: Assessors are required to classify all real property according to use into one of four classes: residential, open space, commercial, and industrial. Having classified its real properties, local officials are permitted to determine locally, within limitations established by statute and the Commissioner of Revenue, what percentage of the tax burden is to be borne by each class of real property and by personal property owners.

Collective Bargaining: The process of negotiating workers' wages, hours, benefits, working conditions, etc., between an employer and some or all of its employees, who are represented by a recognized labor union, regarding wages, hours and working conditions.

Compliance: Adherence to relevant laws, regulations, and internal policies governing financial reporting and operations.

Community Development Block Grant (CDBG): A federal grant that aims to develop viable urban communities by providing decent housing, a suitable living environment, and expanded opportunities for persons of low and moderate income. The City of Manteca receives an annual CDBG entitlement from the U.S. Department of Housing and Urban Development through San Joaquin County.

Consumer Price Index: The statistical measure of changes, if any, in the overall price level of consumer goods and services. The index is often called the "cost-of-living index."

Cost-Benefit Analysis: A decision-making tool that allows a comparison of options based on the level of benefit derived and the cost to achieve the benefit from different alternatives.

Debt Burden: The amount of debt carried by an issuer usually expressed as a measure of value (i.e., debt as a percentage of assessed value, debt per capita, etc.). Sometimes debt burden refers to debt service costs as a percentage of the total annual budget.

Debt Service: The repayment cost, usually stated in annual terms and based on an amortization schedule, of the principal and interest on any particular bond issue.

Debt Service Requirement: The amount of money required to pay the interest currently due on outstanding debit, and/or the principal portion due on debt maturing in the upcoming year. The City's debt service requirement may also include required annual contributions to sinking funds set up to accumulate monies for the retirement of term bonds.

Encumbrance: Commitments related to unperformed contracts for goods or services. Encumbrances represent the estimated amount of expenditures ultimately to result if the unperformed contracts are completed. Encumbrances are used for budgetary purposes only and are not expenditures under generally accepted accounting principles (GAAP).

Enterprise Funds: Also known as Proprietary Funds, this fund type is used to account for operations that are: (1) financed and operated in a manner similar to private sector enterprises and intent that the costs (including depreciation) for providing goods or services to the general public be financed or recovered primarily through user charges, or, (b) the City, or an outside grantor agency, has determined that a periodic determination of revenues earned, expenses, and net income is appropriate for capital maintenance, public policy, management control, accountability, or other purposes. The City's enterprise funds are golf, water, sewer, and solid waste.

Equalized Valuations (EQVs): The determination of the full and fair cash value of all property in the community that is subject to local taxation.

Equity: The residual interest in the assets of an organization after deducting liabilities, representing the owners' stake in the business.

Estimated Receipts: A term that typically refers to anticipated local revenues often based on the previous year's receipts and represent funding sources necessary to support a community's annual budget. (See Local Receipts)

Exemptions: A discharge, established by statute, from the obligation to pay all or a portion of a property tax. The exemption is available to particular categories of property or persons upon the timely submission and approval of an application to the assessors. Properties exempt from taxation include hospitals, schools, houses of worship, and cultural institutions. Persons who may qualify for exemptions include disabled veterans, blind individuals, surviving spouses, and seniors.

Expenditure: A decrease in the City's available financial resources due to the purchase of goods or services, the completion of a contract related to a prior encumbrance, or payments currently due on outstanding debt.

Fiduciary Funds: Used to report assets held in a trustee or agency capacity for others.

Financial Statements: Reports summarizing an organization's financial activities and position, including the balance sheet, income statement, and cash flow statement.

Fiscal Year: The twelve (12) month period to which the annual operating budget applies, and at the end of which the City determines its financial position and the results of its operations. The fiscal year for the City of Manteca is July 1 – June 30.

Fixed Assets: Long-lived, assets such as buildings, equipment and land obtained or controlled as a result of past transactions or circumstances.

Fixed Costs: Costs that are legally or contractually mandated such as retirement, FICA/Social Security, insurance, debt service costs or interest on loans.

Float: The difference between the bank balance for a local government's account and its book balance at the end of the day. The primary factor creating float is clearing time on checks and deposits. Delays in receiving deposit and withdrawal information also influence float.

Full Accrual Basis of Accounting: The method of accounting where revenues are recognized when earned, expenditures are recognized when incurred, and fixed assets are depreciated over their estimated useful life. All enterprise and internal service funds are accounted for using this method of accounting (See Modified Accrual Basis of Accounting).

Full Faith and Credit: A pledge of the general taxing powers for the payment of governmental obligations. Bonds carrying such pledges are usually referred to as general obligation or full faith and credit bonds.

Fund: A separate fiscal and accounting entity which is self-balancing and freestanding for the purpose of maintaining records for a series of financial resources which are segregated for a particular purpose. The set of accounts in a fund include cash and other financial resources, all related liabilities, and the residual equities, or balances, and changes therein.

Fund Accounting: Organizing financial records into multiple, segregated locations for money. A fund is a distinct entity within the municipal government in which financial resources and activity (assets, liabilities, fund balances, revenues, and expenditures) are accounted for independently in accordance with specific regulations, restrictions or limitations. Examples of funds include the general fund and enterprise funds. Communities whose accounting records are organized according to the Uniform Municipal Accounting System (UMAS) use multiple funds.

Fund Balance: For each separate fund, this is the excess of assets over liabilities. A negative fund balance is sometimes called a deficit. Working capital is the spendable fund balance.

GAAP: Generally Accepted Accounting Principles - Standard accounting principles, standards, and procedures that companies use to compile their financial statements.

GANN Appropriations Limit This term refers to Article XIIIB of the California State Constitution that places limits on the amount of proceeds from taxes that state and local governmental agencies can receive and spend each year.

Gas Tax: Administered by the State Board of Equalization (SBOE), this is a per gallon tax on fuel used to propel a motor vehicle or aircraft. Use of the revenue is for research, planning, construction, improvement, maintenance, and operation of public streets, highways, or public mass transit.

GASB 34: A major pronouncement of the Governmental Accounting Standards Board that establishes new criteria on the form and content of governmental financial statements. GASB 34 requires a report on overall financial health, not just on individual funds. It requires more complete information on the cost of delivering value estimates on public infrastructure assets, such as bridges, road, sewers, etc. It also requires the presentation of a narrative statement the government's financial performance, trends and prospects for the future.

GASB 45: This is another Governmental Accounting Standards Board major pronouncement that each public entity account for and report other postemployment benefits in its accounting statements. Through actuarial analysis, municipalities must identify the true costs of the OPEB earned by employees over their estimated years of actual service.

General Fund: The fund used to account for all financial resources traditionally associated with government which are not required to be accounted for separately.

General Obligation Bonds: Bonds backed by the full faith and credit of a governmental unit. These bonds usually contain a pledge of the general taxing authority for their repayment.

Generally Accepted Accounting Principles (GAAP): GAAP encompasses the conventions, rules, and procedures necessary to define accepted accounting practices at a particular time. They govern the form and content of the basic financial statements of an entity by including not only broad guidelines of general applications, but also detailed practices and procedures. GAAP provides a standard by which to measure and compare financial presentations.

Governing Body: A board, committee, commission, or other executive or policymaking body of a municipality or school district.

Governmental Funds: Funds used to account for tax-supported activities.

Grant: Contribution, gift, cash, or other assets from another entity to be used or expended for a specific purpose, activity, or facility.

Indirect Cost: Costs of a service not reflected in the operating budget of the entity providing the service. An example of an indirect cost of providing water service would be the value of time spent by non-water department employees processing water bills. A determination of these costs is necessary to analyze the total cost of service delivery. The matter of indirect costs arises most often in the context of enterprise funds.

Inter-Fund Transfers: Monies moved from one fund to another. The money is transferred to finance the operations of another fund or to reimburse the fund for expenses.

Internal Controls: Policies and procedures implemented by an organization to ensure the reliability of financial reporting and compliance with laws and regulations, aiming to prevent fraud and errors.

Internal Service Fund: Funds established to account for the financing of goods or services that are provided by one City department to another. Cost allocations spread the costs incurred by the internal service fund to other funds.

Interest: Compensation paid or to be paid for the use of money, including amounts payable at periodic intervals or discounted at the time a loan is made. In the case of municipal bonds, interest payments accrue on a day-to-day basis, but are paid every six months.

Interest Rate: The interest payable, expressed as a percentage of the principal available for use during a specified period of time. It is always expressed in annual terms.

Investments: Securities and real estate held for the production of income in the form of interest, dividends, rentals or lease payments. The term does not include fixed assets used in governmental operations.

Liabilities: Debts or obligations owed by an organization, including loans, accounts payable, and accrued expenses.

Line Item Budget: A budget that separates spending into categories, or greater detail, such as supplies, equipment, maintenance, or salaries, as opposed to a program budget.

Local Aid: Revenue allocated by the state or counties to municipalities and school districts.

Maturity Date: The date that the principal of a bond becomes due and payable in full.

Modified Accrual Basis Of Accounting: The method of accounting where revenues are recognized when they become both “measurable” and “available” to finance expenditures for the current period. Measurable means the amount of the transaction can be determined and available means the amount is collectible within the current period or soon enough thereafter (generally sixty days) to be used to pay liabilities of the current period. All governmental funds are accounted for using this method of accounting (See Full Accrual Basis of Accounting).

Municipal(s): (As used in the bond trade) "Municipal" refers to any state or subordinate governmental unit. "Municipals" (i.e., municipal bonds) include not only the bonds of all political subdivisions, such as cities, towns, school districts, special districts, counties but also bonds of the state and agencies of the state.

Net Income: The difference between an organization's revenues and expenses, representing its profit or loss for a specific period.

Note: A short-term loan, typically with a maturity date of a year or less.

Objects of Expenditures: A classification of expenditures that is used for coding any department disbursement, such as “personal services,” “expenses,” or “capital outlay.”

Official Statement: A document prepared for potential investors that contains information about a prospective bond or note issue and the issuer. The official statement is typically published with the notice of sale. It is sometimes called an offering circular or prospectus.

Operating Budget: Annual appropriation of funds for ongoing program costs, including salaries and benefits, services and supplies, debt service, and capital outlay.

Operating Expenses: Expenditures for materials, supplies, and services which are ordinarily consumed within a fiscal year and which are not included in program inventories.

Operating Transfers: legally authorized transfers from a fund receiving revenue to the fund through which the resources are to be expended. An example would be the transfer of funds from the general fund, or an enterprise fund, to an internal service fund to finance the services provided by the internal service fund (See the Fiscal Overview section of this document for further definitions of the types of funds).

Ordinance: A formal legislative enactment by the governing board of a municipality (the City Council). If it is not in conflict with any higher form of law, such as a State statute, Federal law, or constitutional provision, it has the full force and effect of law within the boundaries of municipality to which it applies. The difference between an ordinance and a resolution is that the latter requires less legal formality and has a lower legal status. Ordinarily, the City’s statues or charter will specify or imply those legislative actions which must be by ordinance and those which may be by resolution.

Overlapping Debt: A community's proportionate share of the debt incurred by an overlapping government entity, such as a regional school district, regional transit authority, etc.

Performance Budget: A budget that stresses output both in terms of economy and efficiency.

Performance Measures: Performance measures are an important component of decision making, and at a minimum, they should be based on program goals and objectives, measure program results or accomplishments, provide for comparisons over time, measure efficiency and effectiveness, and be reliable, verifiable, and understandable.

Preliminary Budget: The budget in its initial preparation stage prior to being reviewed and formulated by the budget-making authority (the City Manager). In the preliminary stage, a budget consists of various estimates forecasting current costs into the future and new or modified spending proposals for the future.

Principal: The face amount of a bond, exclusive of accrued interest.

Program: A combination of activities to accomplish an end.

Program Budget: A budget that relates expenditures to the programs they fund. The emphasis of a program budget is on output.

Property Tax: Property tax is imposed on real property (land and permanently attached improvements such as a building) and tangible personal property located within the City.

Proposed Budget: The budget as formulated and proposed by the budget-making authority (the City Manager). It is submitted to the legislative body (the City Council) for review and approval.

Proprietary Funds: Funds used to record the financial transactions of governmental entities when they engage in activities that are intended to recover the cost of providing goods or services to the general public on a user-fee basis.

Purchased Services: The cost of services that are provided by a vendor.

Refunding of Debt: Transaction where one bond issue is redeemed and replaced by a new bond issue under conditions generally more favorable to the issuer.

Reserve: An account used to earmark a portion of the fund balance. This may be done for various reasons. The most common is to indicate that this portion of the fund balance is not available for general expenditures, or the amount has been legally segregated for specific future use.

Reserve Fund: An amount set aside annually within the budget of a town to provide a funding source for extraordinary or unforeseen expenditures.

Resolution: A special or temporary order of a legislative body (the City Council). This action requires less legal formality than an ordinance (See Ordinance).

Revaluation: The assessors of each community are responsible for developing a reasonable and realistic program to achieve the fair cash valuation of property in accordance with constitutional and statutory requirements. The nature and extent of that program will depend on the assessors' analysis and consideration of many factors, including, but not limited to, the status of the existing valuation system, the results of an in-depth sales ratio study, and the accuracy of existing property record information.

Revenue: Amounts received or receivable from taxes, fees, permits, licenses, interest, and intergovernmental sources during the fiscal year.

Revenue Anticipation Note (RAN): A short-term loan issued to be paid off by revenues, such as tax collections and state aid. RANs are full faith and credit obligations.

Revenue Bond: A bond payable from and secured solely by specific revenues and thereby not a full faith and credit obligation.

Revolving Fund: Allows a community to raise revenues from a specific service and use those revenues without appropriation to support the service.

Sale of Real Estate Fund: A fund established to account for the proceeds of the sale of municipal real estate other than proceeds acquired through tax title foreclosure.

Sinking Fund: A group of accounts established to account for the accumulation of resources for, and the payment of, long-term bond principal and interest. Bonds issued in such a fund contain an agreement requiring the governmental unit to periodically set aside a sum which, when compounded with interest, will be sufficient to redeem the debt at the stated maturity date. Bonds of this type are commonly known as term bonds.

Special Revenue Fund: A fund used to account for the proceeds of specific revenue sources that are legally restricted to expenditures for specified purposes.

Stabilization Fund: A fund designed to accumulate amounts for capital and other future spending purposes, although it may be appropriated for any lawful purpose.

Supplemental Appropriation: An additional appropriation made by the legislative body (the City Council) after the budget year has begun.

Support Services: The expenditure class for charges paid by one City department or agency to another for services rendered or materials supplied.

Surplus Revenue: The amount by which cash, accounts receivable, and other assets exceed liabilities and reserves.

Taxes: Charges levied by a government for the purpose of financing services performed for the common benefit. This term does not include specific charges made against persons or property for current or permanent benefits, such as special assessment districts. Neither does the term include charges for services rendered only to those paying such charges, such as sewer service charges.

Tax Rate: The amount of property tax stated in terms of a unit of the municipal tax base; for example, $14.80 per $1,000 of assessed valuation of taxable real and personal property.

Tax Title Foreclosure: The procedure initiated by a municipality to obtain legal title to real property already in tax title and on which property taxes are overdue.

Transient Occupancy Tax (TOT): A tax imposed on travelers who stay in temporary lodging facilities within the City. Also referred to as a Hotel/Motel Tax.

Trust Fund: In general, a fund for money donated or transferred to a municipality with specific instructions on its use. As custodian of trust funds, the treasurer invests and expends such funds as stipulated by trust agreements, as directed by the commissioners of trust funds or by the community's legislative body. Both principal and interest may be used if the trust is established as an expendable trust. For nonexpendable trust funds, only interest (not principal) may be expended as directed.

Uncollected Funds: Recently deposited checks included in an account’s balance but drawn on other banks and not yet credited by the Federal Reserve Bank or local clearinghouse to the bank cashing the checks. (These funds may not be loaned or used as part of the bank’s reserves and they are not available for disbursement.)

Undesignated Fund Balance: Monies in the various government funds as of the end of the fiscal year that are neither encumbered nor reserved, and are therefore available for expenditure once certified as part of free cash.

Unreserved Fund Balance (Surplus Revenue Account): The amount by which cash, accounts receivable, and other assets exceed liabilities and restricted reserves. It is akin to a "stockholders’ equity" account on a corporate balance sheet. It is not, however, available for appropriation in full because a portion of the assets listed as "accounts receivable" may be taxes receivable and uncollected. (See Free Cash)

User Charges: The payment of a fee for direct receipt of a public service by the party benefiting from the service (e.g., fees paid for periodic refuse pick-up).

Valuation (100 Percent): The legal requirement that a community's assessed value on property must reflect its market, or full and fair cash value.

Working Capital: Broadly defined as the excess of current assets over current liabilities. A practical definition for governmental units would be the excess of cash, investments, and accounts receivable over accounts payable. Amount of fund balance that is available to spend.

Resolutions

Note: Resolutions related to the Fiscal Year 2025-26 budget will be added to this section once they have been officially approved and are available.

GFOA Award

Note: The budget award is expected and will be uploaded to this section once it is received.